



US00D652573S

(12) **United States Design Patent**
Rodriguez

(10) **Patent No.:** **US D652,573 S**
(45) **Date of Patent:** **** Jan. 17, 2012**

(54) **SECURITY VEST**

(76) Inventor: **Dilgilio Rodriguez**, Brooklyn, NY (US)

(**) Term: **14 Years**

(21) Appl. No.: **29/370,120**

(22) Filed: **Jun. 9, 2010**

(51) **LOC (9) Cl.** **09-03**

(52) **U.S. Cl.** **D29/101.4**

(58) **Field of Classification Search** D29/100,
D29/101.1, 101.2, 101.3, 101.4, 101.5, 124;
D21/804, 805; 441/115; 2/2.5, 48, 46, 51,
2/79, 85, 92, 93, 94, 102, 108; 5/81.1 R;
362/108; D24/190; D2/830

See application file for complete search history.

(56) **References Cited**

U.S. PATENT DOCUMENTS

| | | | | | |
|-----------|-----|---------|---------|-------|-----------|
| 3,788,309 | A * | 1/1974 | Zeilman | | 128/874 |
| D315,242 | S * | 3/1991 | Ruge | | D29/101.4 |
| D315,640 | S | 3/1991 | Pelzel | | |
| D340,543 | S * | 10/1993 | Ashton | | D29/101.4 |
| D353,256 | S * | 12/1994 | VanZelf | | D29/101.4 |

| | | | | | |
|----------|-----|--------|-------------------|-------|-----------|
| D426,051 | S * | 6/2000 | Bugel et al. | | D2/830 |
| D426,937 | S * | 6/2000 | Auster et al. | | D2/830 |
| D547,943 | S | 8/2007 | Menzel | | |
| D548,401 | S * | 8/2007 | Tinao | | D29/101.4 |
| D585,603 | S * | 1/2009 | O'Connor et al. | | D29/101.4 |
| D597,708 | S * | 8/2009 | Basenberg et al. | | D29/101.4 |
| D608,503 | S * | 1/2010 | de Roaldes et al. | | D29/101.4 |
| D631,611 | S * | 1/2011 | Sattler | | D29/101.4 |
| D640,009 | S * | 6/2011 | Richardson | | D29/101.4 |
| D641,524 | S * | 7/2011 | Graham et al. | | D29/101.4 |

* cited by examiner

Primary Examiner — Susan Bennett Hattan

Assistant Examiner — Barbara B Lohr

(74) *Attorney, Agent, or Firm* — Galvent Palmer; Sheldon Palmer

(57) **CLAIM**

The ornamental design for a security vest, as shown and described herein.

DESCRIPTION

FIG. 1 is a front elevational view of the invention;
FIG. 2 is a rear elevational view thereof; and,
FIG. 3 is a front and right side perspective view thereof.

1 Claim, 3 Drawing Sheets

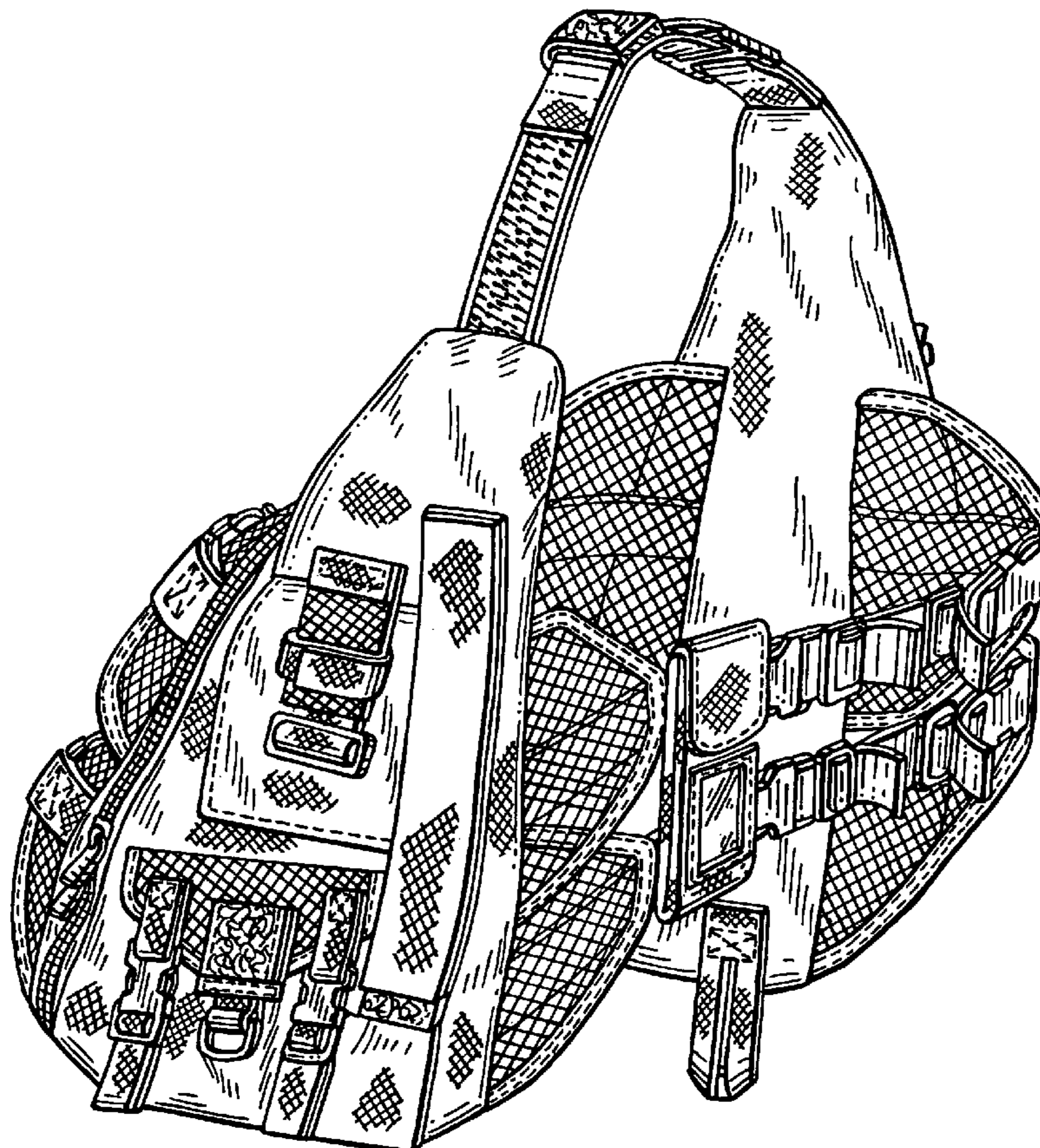
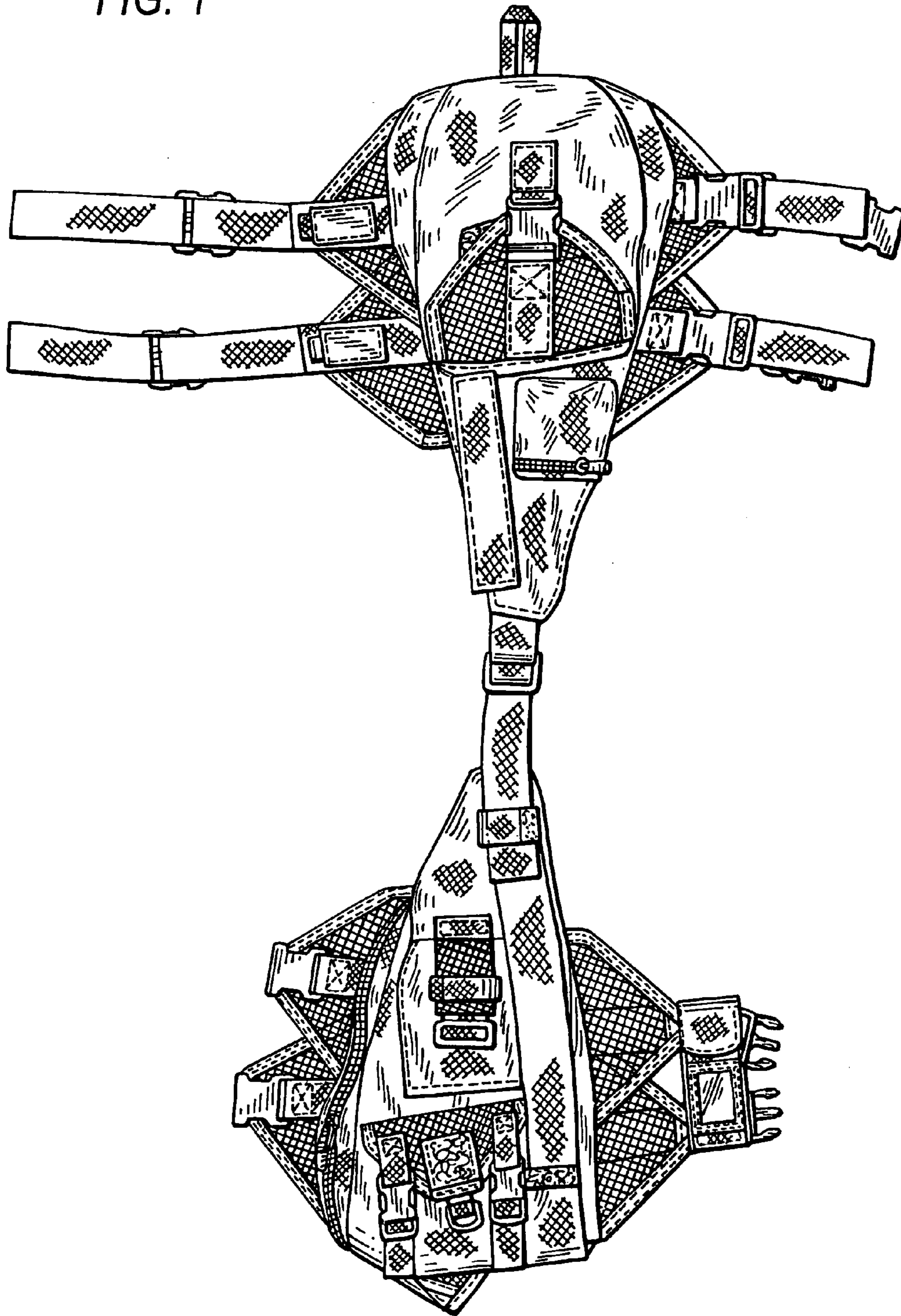


FIG. 1



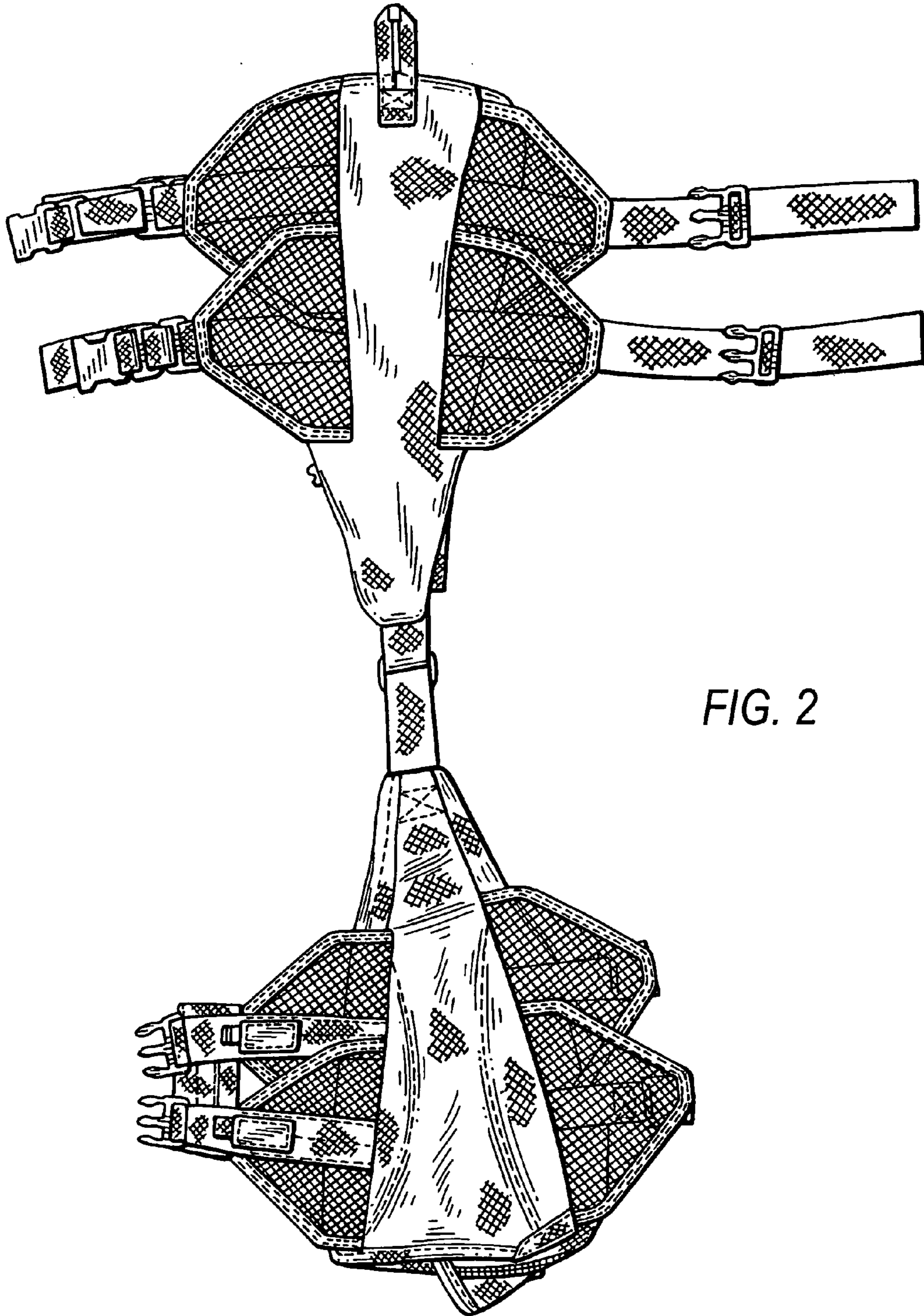


FIG. 2

FIG. 3

