



US00D652566S

(12) **United States Design Patent**
Kostal et al.

(10) **Patent No.:** **US D652,566 S**

(45) **Date of Patent:** **** Jan. 17, 2012**

(54) **HOLDER FOR A FLASHLIGHT OR THE LIKE**

(76) Inventors: **Bretislav Kostal**, Prague (CZ);
Vladimir Kupa, Prague (CZ)

(**) Term: **14 Years**

(21) Appl. No.: **29/348,732**

(22) Filed: **Feb. 2, 2010**

(51) **LOC (9) Cl.** **26-99**

(52) **U.S. Cl.** **D26/138**

(58) **Field of Classification Search** D26/85,
D26/133, 134, 136, 122, 138, 118, 124, 69,
D26/68, 67, 71, 125, 149, 147, 156, 94, 73,
D26/32, 47, 57, 152, 74, 142, 2, 140, 60,
D26/51, 38, 135, 119; D8/71, 72, 395, 328;
D19/65, 90; 248/206.5, 689, 229.13, 229.15;
D32/8, 55, 58; 211/106, 119.01, 119.09,
211/85.15; 439/540.1; 362/183, 249.01-249.11,
362/356, 365, 523, 190, 191, 351, 352, 357,
362/358; D24/99, 327, 134, 227; D2/624;
24/316, 306, 339, 3.1, 3.11, 3.12; D6/557,
D6/462; 52/19, 28; D13/102, 179, 180,
D13/134, 110, 138.1, 133; 398/38; D14/511,
D14/496

See application file for complete search history.

(56) **References Cited**

U.S. PATENT DOCUMENTS

2,287,874 A * 6/1942 Gibbons et al. 362/396
2,524,173 A * 10/1950 Peterson 248/229.15
4,477,865 A * 10/1984 Tsuyama 362/396
5,103,384 A * 4/1992 Drohan 362/191

D326,927 S * 6/1992 Catalina D26/138
D333,012 S * 2/1993 Fleming D26/138
5,460,346 A * 10/1995 Hirsch 248/229.13
5,577,697 A * 11/1996 Accordino 248/206.5
D398,410 S * 9/1998 Fell et al. D26/38
5,921,669 A * 7/1999 Taylor et al. 362/476
D473,963 S * 4/2003 Chun D26/51
D491,689 S * 6/2004 Krieger et al. D26/138
D526,079 S * 8/2006 Heun D26/60
D566,871 S * 4/2008 Kumthampinij et al. D26/60
2002/0159253 A1 * 10/2002 Dalebout et al. 362/191
2004/0089778 A1 * 5/2004 Valentine et al. 248/229.13
2007/0195520 A1 * 8/2007 O'Brien 362/191

* cited by examiner

Primary Examiner — Kevin Rudzinski

(74) *Attorney, Agent, or Firm* — Collard & Roe, P.C.

(57) **CLAIM**

The ornamental design for a holder for a flashlight or the like,
as shown and described.

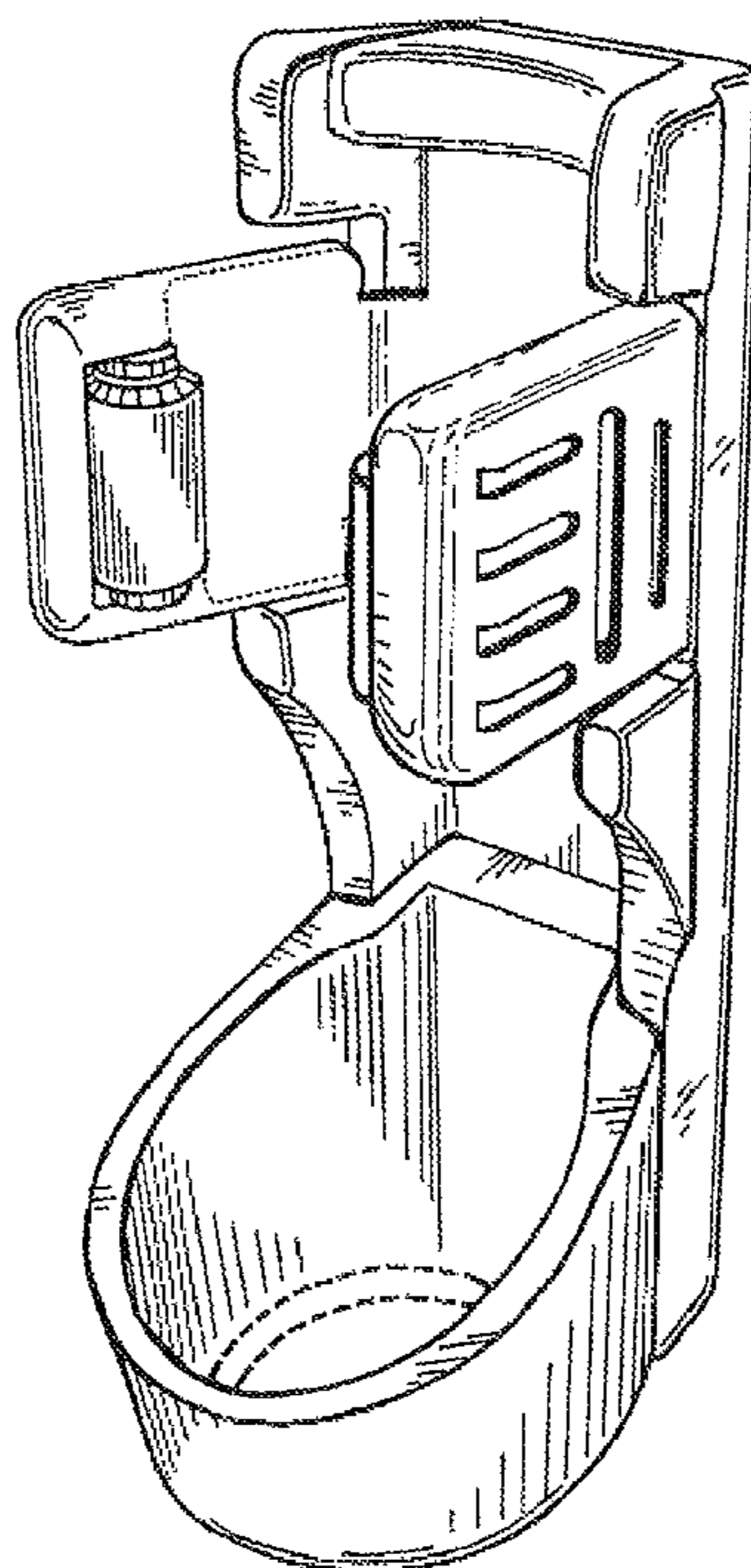
DESCRIPTION

FIG. 1 is a front and right side perspective view of a holder for
a flashlight or the like showing our new design;
FIG. 2 is an enlarged front elevational view thereof;
FIG. 3 is a rear elevational view thereof;
FIG. 4 is a left side elevational view thereof with the right side
being a mirror image thereof; and,
FIG. 5 is a top plan view thereof.

The sections shown in broken lines show environmental
structure only and form no part of the claimed design.

The bottom view is not shown and forms no part of the
claimed design.

1 Claim, 5 Drawing Sheets



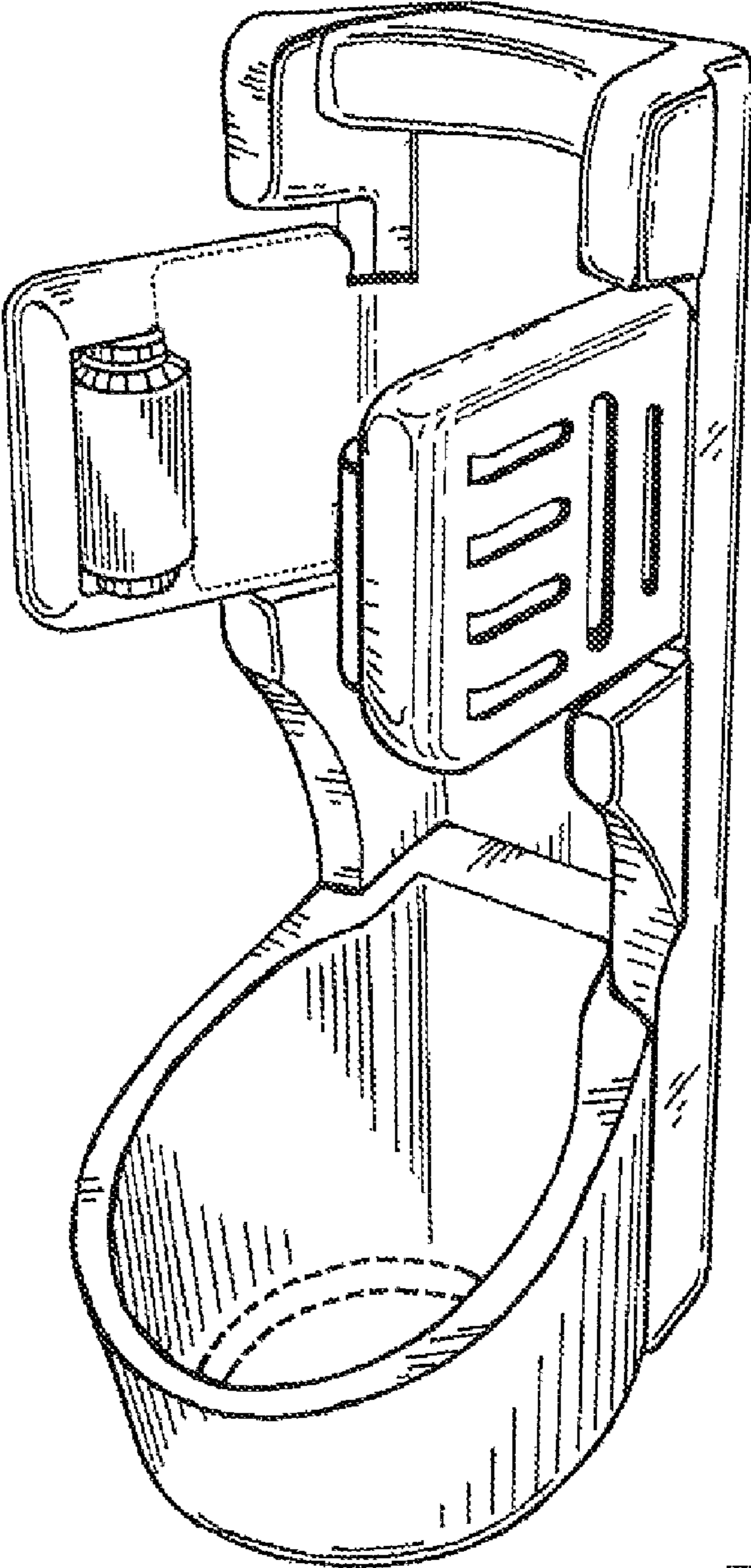


FIG. 1

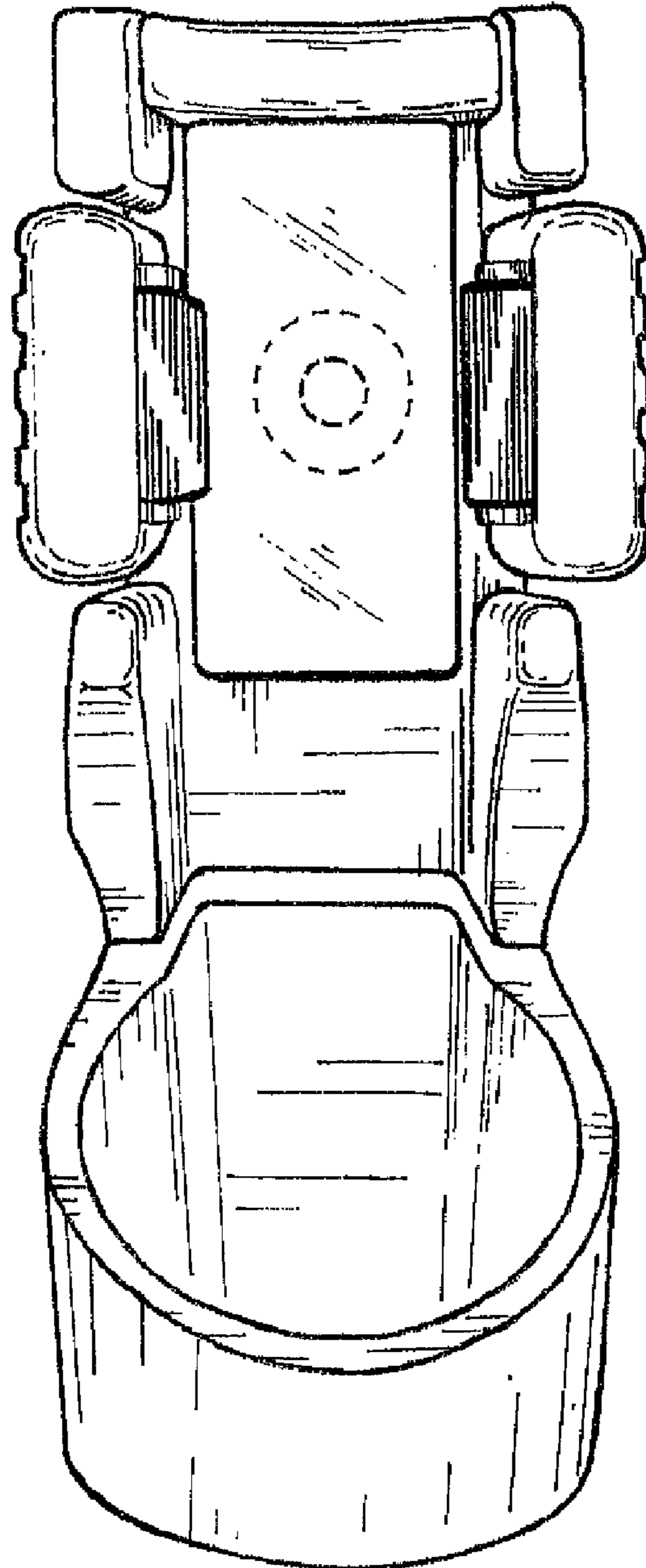


FIG. 2




FIG. 3

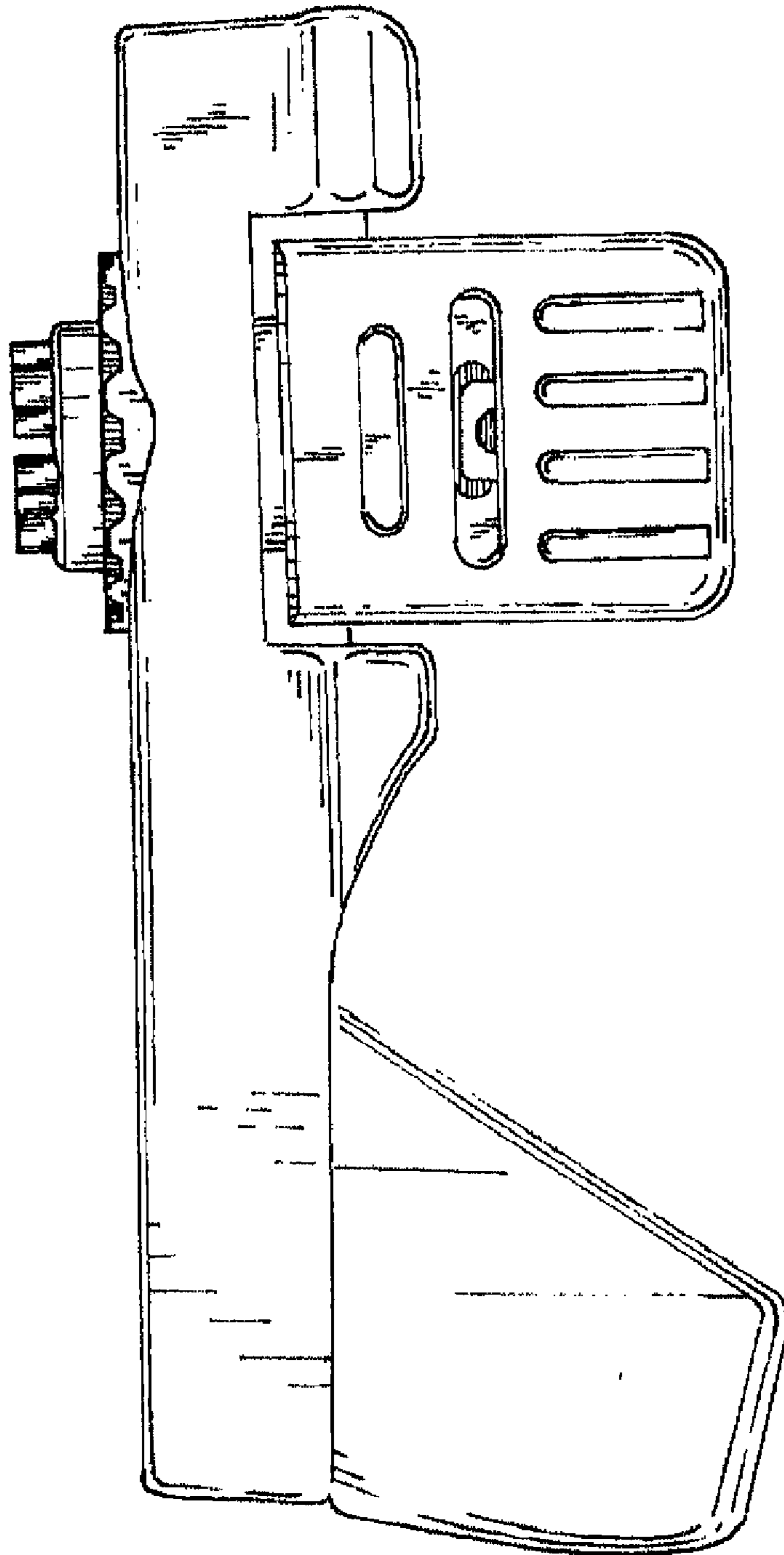


FIG. 4

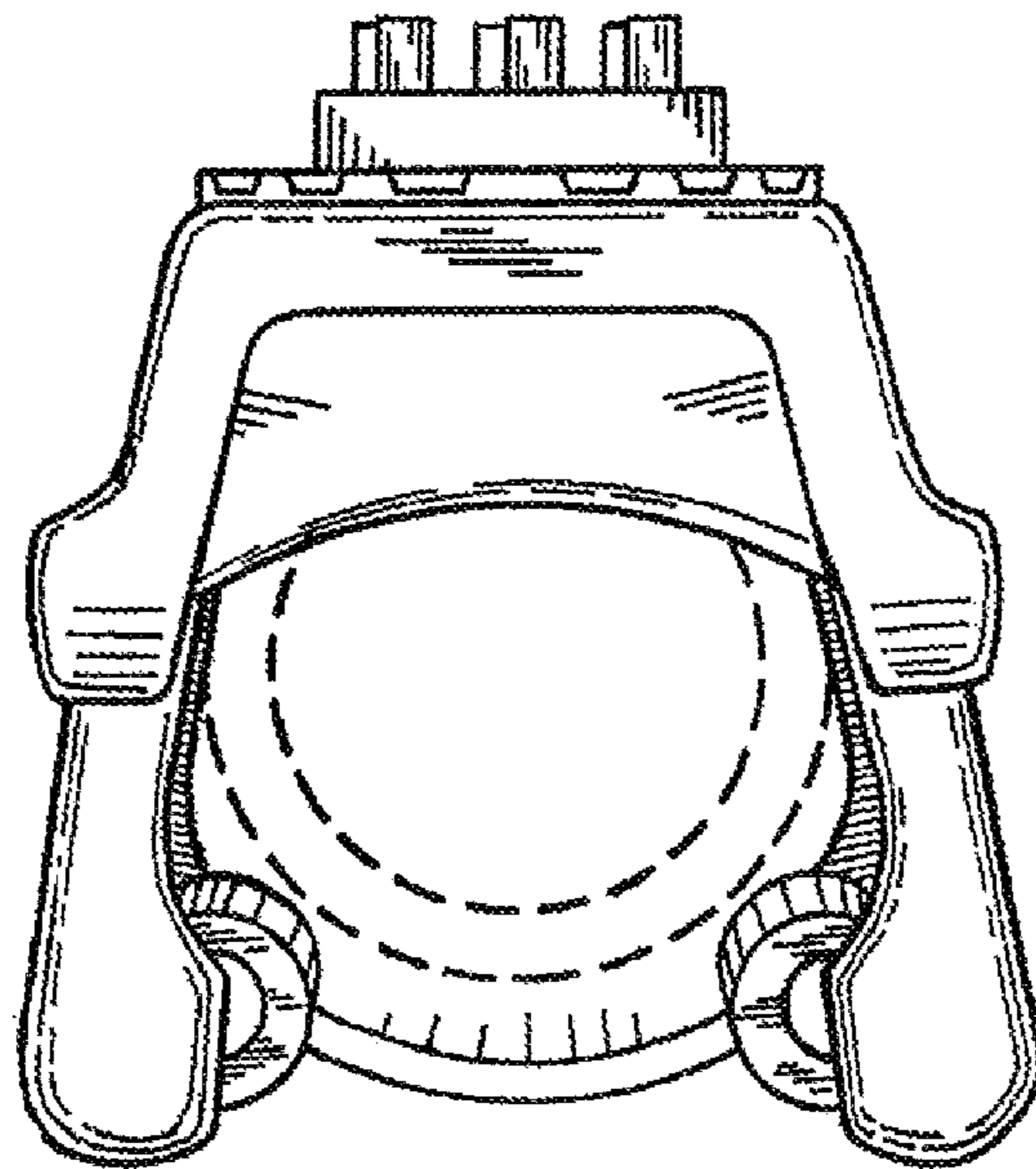


FIG. 5