



US00D652553S

(12) **United States Design Patent**
Vardis et al.

(10) **Patent No.:** **US D652,553 S**
(45) **Date of Patent:** **** Jan. 17, 2012**

(54) **AUTOMOBILE TAILLIGHTS**

(75) Inventors: **Nicholas Vardis**, Sylvan Lake, MI (US);
Mark D. Hall, Rochester Hills, MI (US);
Lance R. Wagner, Lake Orion, MI (US)

(73) Assignee: **Chrysler Group LLC**, Auburn Hills, MI (US)

(**) Term: **14 Years**

(21) Appl. No.: **29/400,328**

(22) Filed: **Aug. 26, 2011**

Related U.S. Application Data

(62) Division of application No. 29/380,143, filed on Dec. 1, 2010, now Pat. No. Des. 645,789.

(51) **LOC (9) Cl.** **26-06**

(52) **U.S. Cl.** **D26/28**

(58) **Field of Classification Search** D26/28-36;
362/459-468, 475-478, 485-487

See application file for complete search history.

(56) **References Cited**

U.S. PATENT DOCUMENTS

D414,445 S	9/1999	Dehner et al.	
D453,713 S	2/2002	McMahan et al.	
D510,056 S	9/2005	Hall et al.	
D542,445 S *	5/2007	Matsunami	D26/28
D550,380 S *	9/2007	Lin	D26/28
D570,015 S *	5/2008	Hsu	D26/28
D601,728 S *	10/2009	Kogo et al.	D26/28

OTHER PUBLICATIONS

U.S. Appl. No. 29/380,144, filed Dec. 1, 2010 (Vardis et al).

* cited by examiner

Primary Examiner — Marcus Jackson

(74) *Attorney, Agent, or Firm* — Ralph E. Smith

(57) **CLAIM**


The ornamental design for automobile taillights, as shown and described.

DESCRIPTION

FIG. 1 is a rear perspective view of automobile taillights showing our new design; and, FIG. 2 is a rear view thereof.

It will be understood that the dashed lines presented in the drawings are for illustration only, and do not form a part of the claimed design.

1 Claim, 2 Drawing Sheets



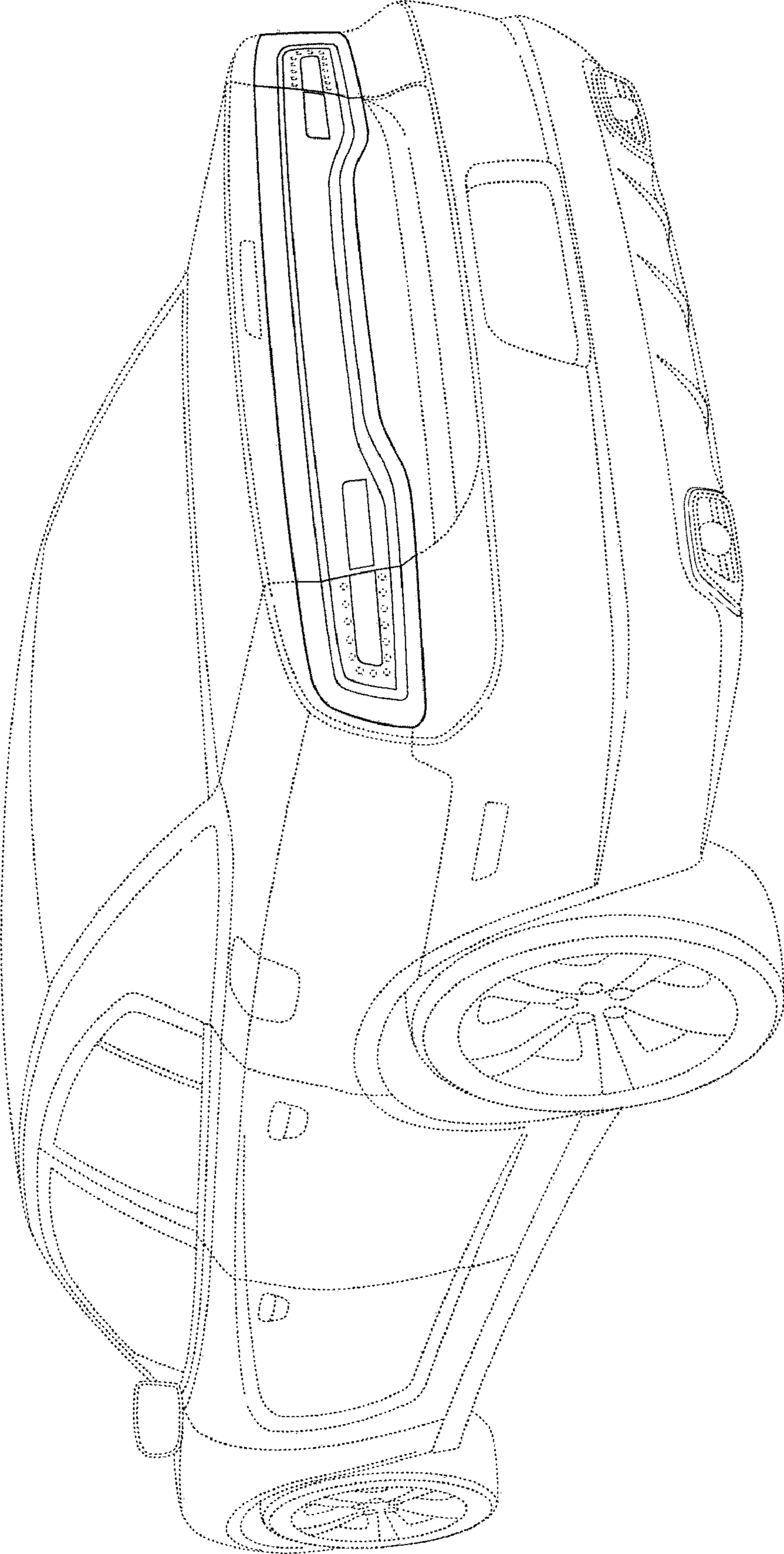


FIG. 1




FIG. 2