

US00D652533S

(12) **United States Design Patent**  
**Apelo Cruz**

(10) **Patent No.:** **US D652,533 S**

(45) **Date of Patent:** **\*\* Jan. 17, 2012**

(54) **WALL COVERING**

(76) Inventor: **Maria Angela Apelo Cruz**, Sherman  
Oaks, CA (US)

(\*\*) Term: **14 Years**

(21) Appl. No.: **29/360,024**

(22) Filed: **Apr. 19, 2010**

(51) **LOC (9) Cl.** ..... **25-01**

(52) **U.S. Cl.** ..... **D25/138**

(58) **Field of Classification Search** ..... D25/138-164;  
52/311.1, 311.2, 313, 316, 81.4, 81.5, 81.6,  
52/747.1, 783.11; D21/480; D5/24, 32,  
D5/66, 20; 273/157 R; 428/36.1-36.4, 67,  
428/446, 542.2, 542.6, 902, 904.4  
See application file for complete search history.

(56) **References Cited**

**U.S. PATENT DOCUMENTS**

D106,707 S *	10/1937	Dognin	.....	D5/24
D192,166 S *	2/1962	de Leon	.....	D25/149
D195,198 S *	5/1963	Lanz	.....	D25/138
D217,662 S *	5/1970	Camellini	.....	D25/149
D306,658 S *	3/1990	Haskell	.....	D5/32
5,481,841 A *	1/1996	Osborn	.....	52/311.2

D415,979 S *	11/1999	Park	.....	D25/146
6,684,589 B2 *	2/2004	Plager	.....	52/311.1
D608,474 S *	1/2010	Metcalf et al.	.....	D25/138

\* cited by examiner

*Primary Examiner* — Catheri Oliver

(74) *Attorney, Agent, or Firm* — QuickPatents, Inc.; Kevin Prince

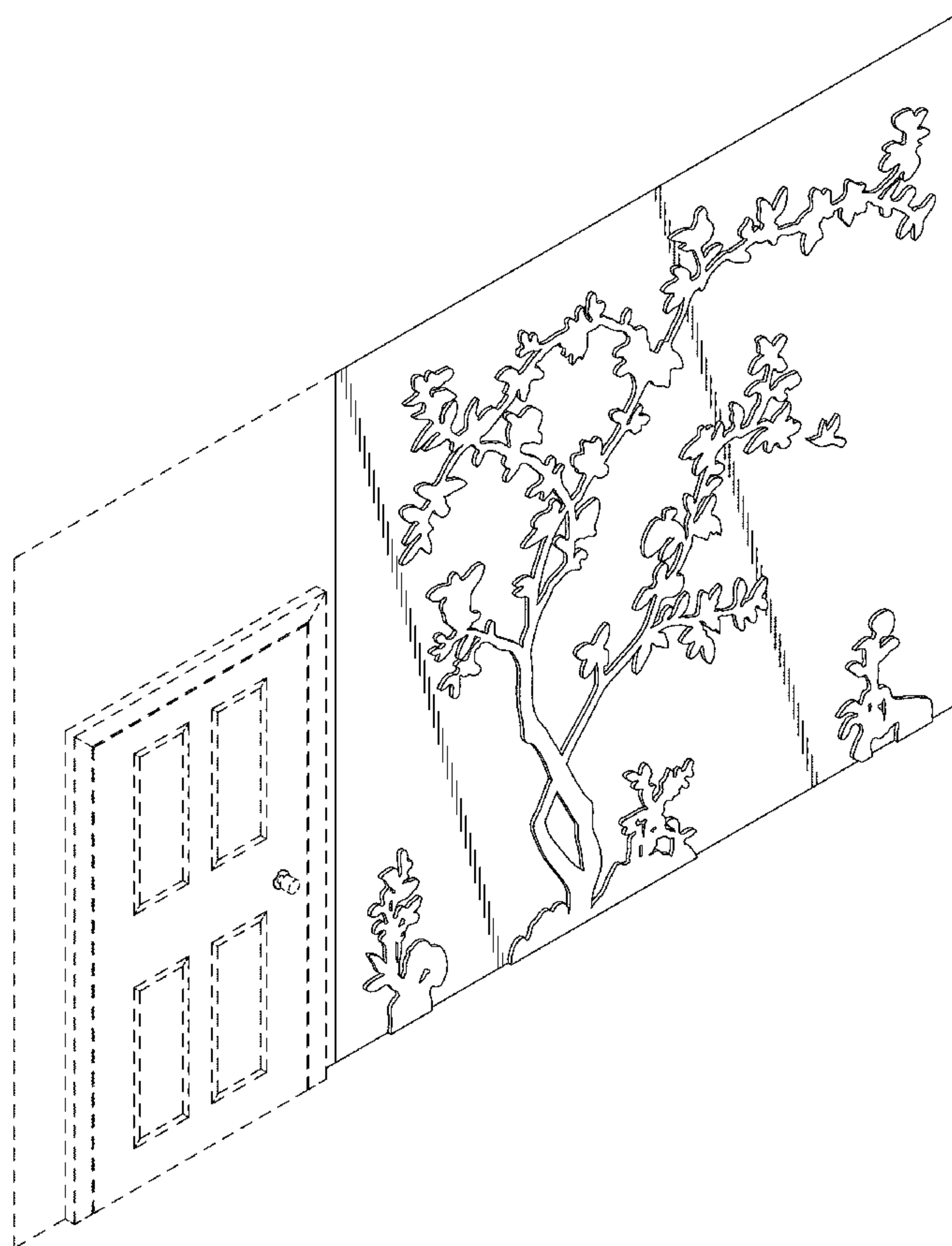
(57) **CLAIM**

What is claimed is the ornamental design for a wall covering, as shown and described.

**DESCRIPTION**

FIG. 1 is a perspective view of a wall covering, showing the new design;  
FIG. 2 is a front elevational view thereof;  
FIG. 3 is a right-side elevational view thereof;  
FIG. 4 is a left-side elevational view thereof;  
FIG. 5 is a top plan view thereof; and,  
FIG. 6 is a bottom plan view thereof.  
The broken lines showing a wall and doorway in FIG. 1 are included for the purpose of illustrating the invention in use, and form no part of the claimed design. The rear elevational view does not form a part of the claimed design.

**1 Claim, 3 Drawing Sheets**



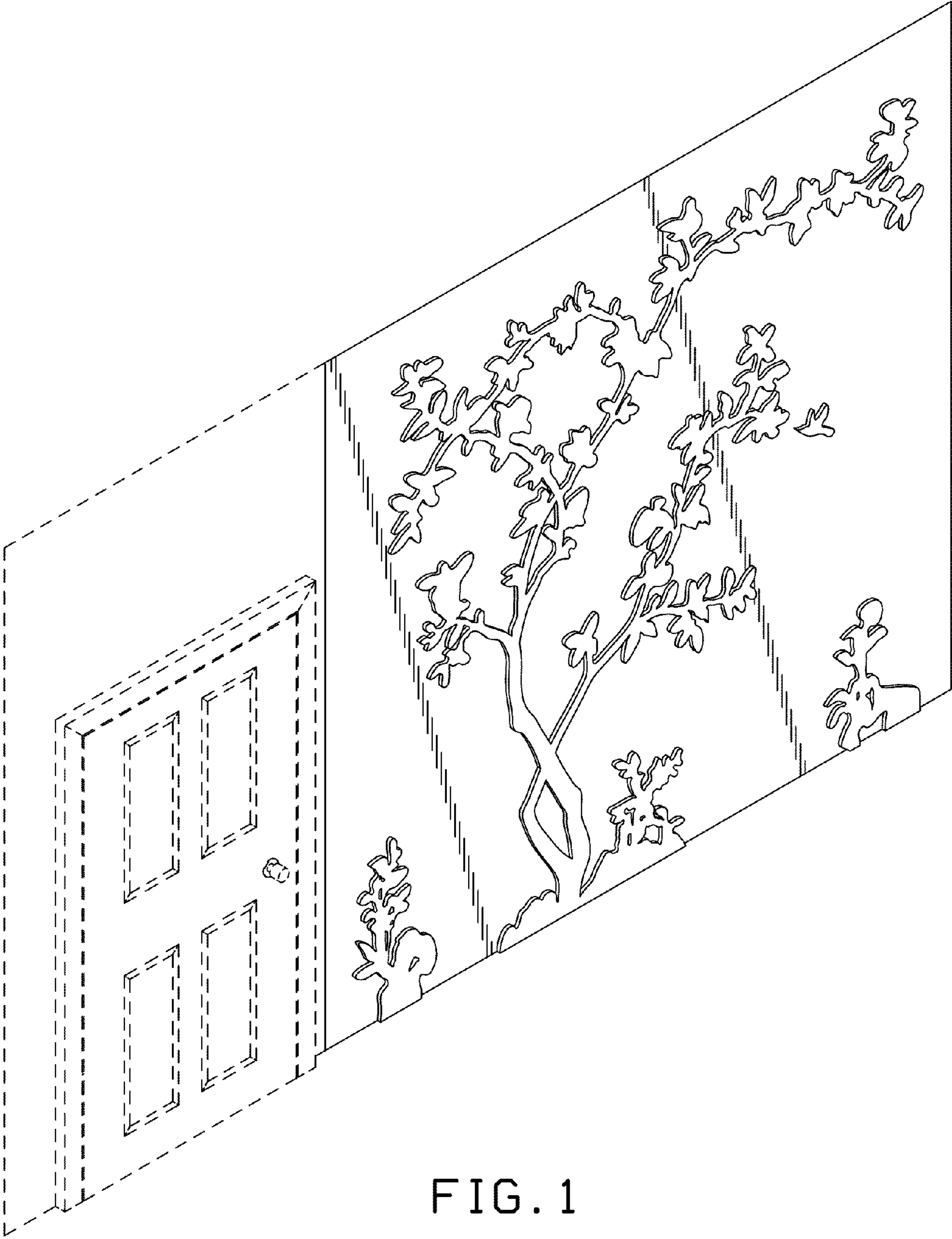


FIG. 1




FIG. 2



FIG. 5



FIG. 3



FIG. 4



FIG. 6