



US00D652531S

(12) **United States Design Patent**  
**Hammer**

(10) **Patent No.:** **US D652,531 S**  
(45) **Date of Patent:** **\*\* Jan. 17, 2012**

(54) **WALL BLOCK**

(75) Inventor: **James E. Hammer**, University Place,  
WA (US)

(73) Assignee: **Westblock Development, LLC**, Salem,  
OR (US)

(\*\*) Term: **14 Years**

(21) Appl. No.: **29/387,386**

(22) Filed: **Mar. 11, 2011**

(51) **LOC (9) Cl.** ..... **25-01**

(52) **U.S. Cl.** ..... **D25/113**

(58) **Field of Classification Search** ..... D25/102-118,  
D25/136, 138, 140, 151, 152, 153, 156-162,  
D25/164; D21/484-491, 499-504; 405/16,  
405/284, 286; 52/503-505, 574, 575, 596-612;  
404/27-42

See application file for complete search history.

(56) **References Cited**

**U.S. PATENT DOCUMENTS**

378,356 A 2/1888 Cohen  
1,727,363 A 9/1929 Bone

(Continued)

**FOREIGN PATENT DOCUMENTS**

AT 4473 U1 7/2001

(Continued)

*Primary Examiner* — Anhdao Doan

(74) *Attorney, Agent, or Firm* — Klarquist Sparkman, LLP

(57) **CLAIM**

I claim the ornamental design for a wall block, as shown and described.

**DESCRIPTION**

FIG. 1 is a perspective view of a wall block according to a first embodiment, as viewed from the front, top, and one side of the block.

FIG. 2 is a front elevation view of the block of FIG. 1, the rear of the block being a mirror image thereof.

FIG. 3 is a side elevation view of the block of FIG. 1, the opposite side being a mirror image thereof.

FIG. 4 is a top plan view of the block of FIG. 1.

FIG. 5 is a bottom plan view of the block of FIG. 1.

FIG. 6 is a perspective view of a wall block according to a second embodiment, as viewed from the front, top, and one side of the block.

FIG. 7 is a front elevation view of the block of FIG. 6, the rear of the block being a mirror image thereof.

FIG. 8 is a side elevation view of the block of FIG. 6, the opposite side being a mirror image thereof.

FIG. 9 is a top plan view of the block of FIG. 6.

FIG. 10 is a bottom plan view of the block of FIG. 6.

FIG. 11 is a perspective view of a wall block according to a third embodiment, as viewed from the front, top, and one side of the block.

FIG. 12 is a front elevation view of the block of FIG. 11, the rear of the block being a mirror image thereof.

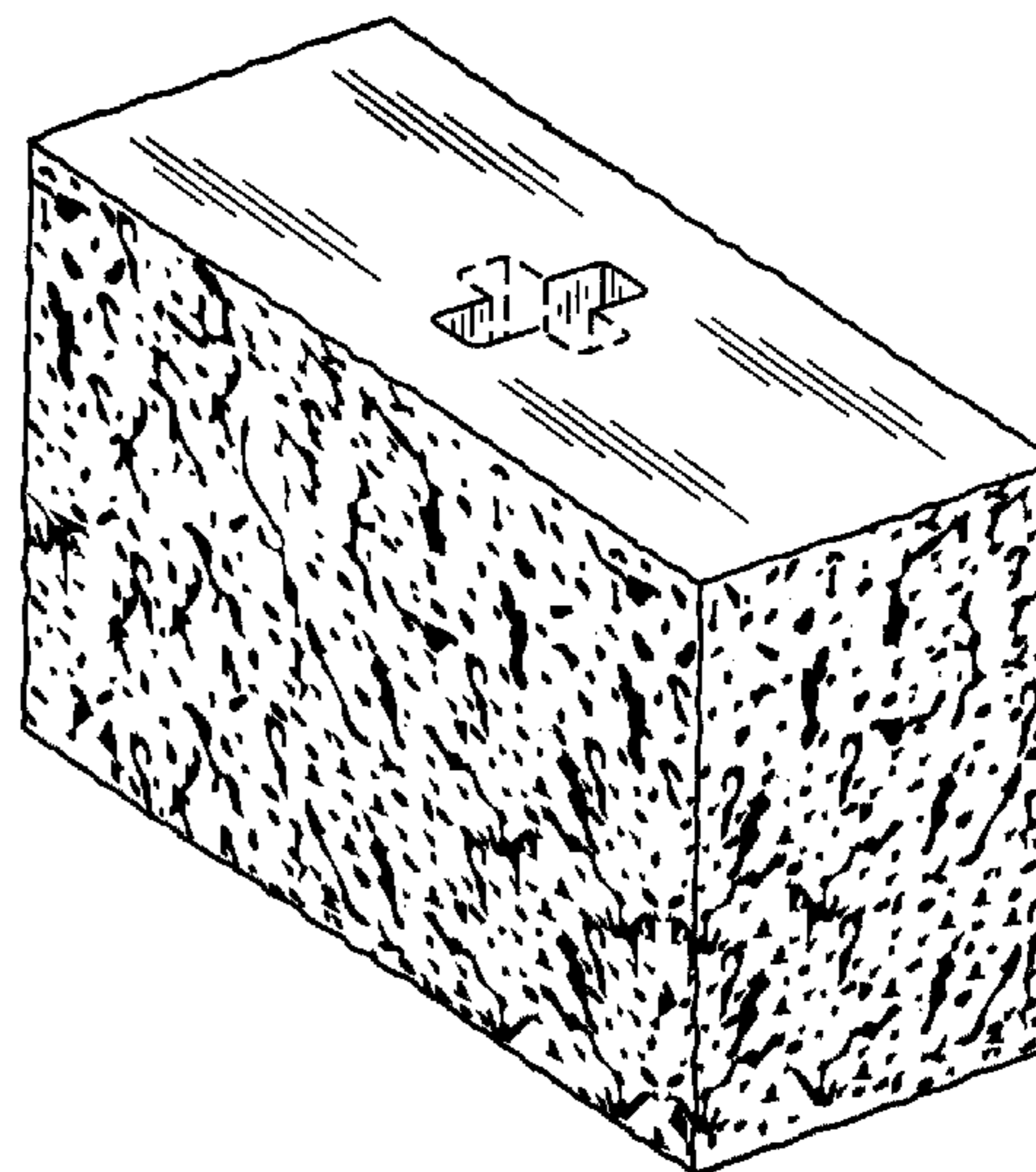
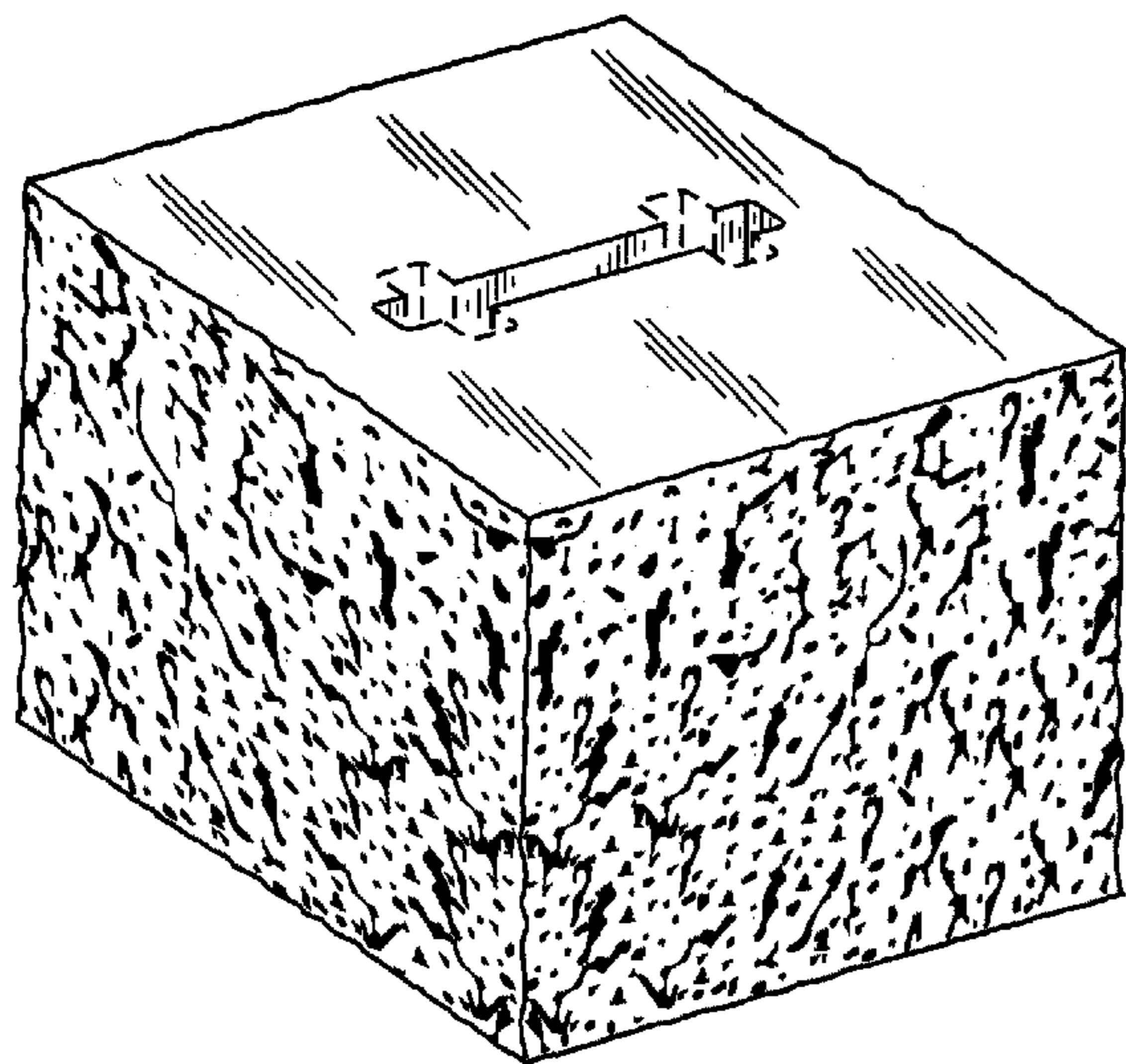
FIG. 13 is a side elevation view of the block of FIG. 11, the opposite side being a mirror image thereof.

FIG. 14 is a top plan view of the block of FIG. 11; and,

FIG. 15 is a bottom plan view of the block of FIG. 11.

The dashed lines in the drawings represent unclaimed boundaries of the design.

**1 Claim, 5 Drawing Sheets**



# US D652,531 S

Page 2

## U.S. PATENT DOCUMENTS

2,225,612	A	12/1940	Allen	
2,235,646	A	3/1941	Schaffer	
2,963,828	A	12/1960	Belliveau	
3,036,407	A	5/1962	Dixon	
3,609,926	A	10/1971	Muse	
3,936,987	A	2/1976	Calvin	
4,016,693	A	4/1977	Warren	
4,110,949	A	9/1978	Cambiuzzi et al.	
4,228,628	A	10/1980	Schlomann	
4,524,551	A	6/1985	Scheiwiller	
D319,885	S *	9/1991	Blomquist et al. ....	D25/113
5,161,918	A	11/1992	Hoel	
RE34,314	E	7/1993	Forsberg	
5,257,880	A	11/1993	Janopaul, Jr.	
D345,426	S *	3/1994	Anderson et al. ....	D25/118
5,417,523	A	5/1995	Scales	
5,537,796	A	7/1996	Kliethermes, Jr.	
5,540,525	A	7/1996	Miller et al.	
5,595,460	A	1/1997	Miller et al.	
5,622,456	A	4/1997	Risi et al.	
5,711,130	A	1/1998	Shatley	
5,816,749	A	10/1998	Bailey, II	
5,848,511	A	12/1998	Scales	
5,858,511	A	1/1999	Lisowsky	
5,984,589	A	11/1999	Ciccarello	
6,019,550	A	2/2000	Wrigley et al.	
6,024,517	A	2/2000	Castonguay et al.	
6,035,599	A	3/2000	Sonnentag	
6,115,983	A	9/2000	Poignard	

6,149,352	A	11/2000	MacDonald	
6,178,715	B1	1/2001	Pacitto et al.	
D452,332	S *	12/2001	Blomquist et al. ....	D25/113
6,488,448	B1	12/2002	Blomquist et al.	
6,615,561	B2	9/2003	MacDonald et al.	
6,827,527	B2	12/2004	Conkel et al.	
6,854,231	B2	2/2005	MacDonald et al.	
6,893,192	B2	5/2005	MacDonald	
6,912,823	B2	7/2005	MacDonald et al.	
6,960,048	B2	11/2005	Blomquist et al.	
7,328,537	B2	2/2008	Hammer	
7,503,729	B2 *	3/2009	Hammer et al. ....	405/286
7,743,574	B2 *	6/2010	Tufts et al. ....	405/284
D620,135	S *	7/2010	Adam	D25/113
2002/0001509	A1	1/2002	Hong	
2002/0083657	A1	7/2002	Mattox et al.	
2003/0002925	A1	1/2003	Blomquist et al.	
2003/0070383	A1	4/2003	Heinle	
2005/0102949	A1 *	5/2005	Whitson	52/596
2006/0201082	A1 *	9/2006	Hammer et al. ....	52/223.5
2008/0277561	A1 *	11/2008	MacDonald	52/742.14

## FOREIGN PATENT DOCUMENTS

EP	0170113	A1	2/1986
EP	0498140	A1	8/1992
FR	2.216.823		8/1974
FR	2696201		4/1994
GB	2127872	A	4/1984
WO	WO01/57333		8/2001

\* cited by examiner

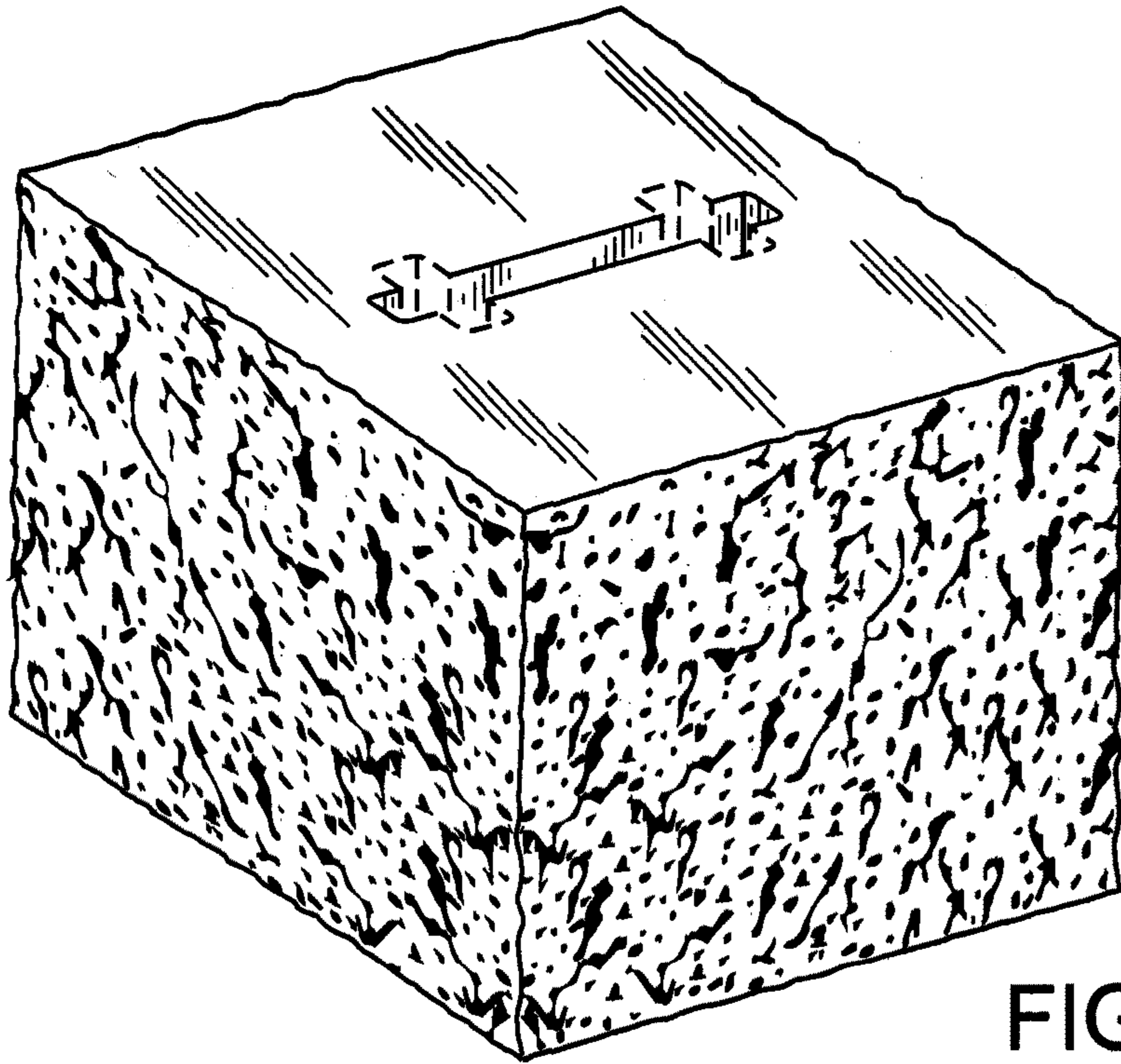


FIG. 1




FIG. 2




FIG. 3

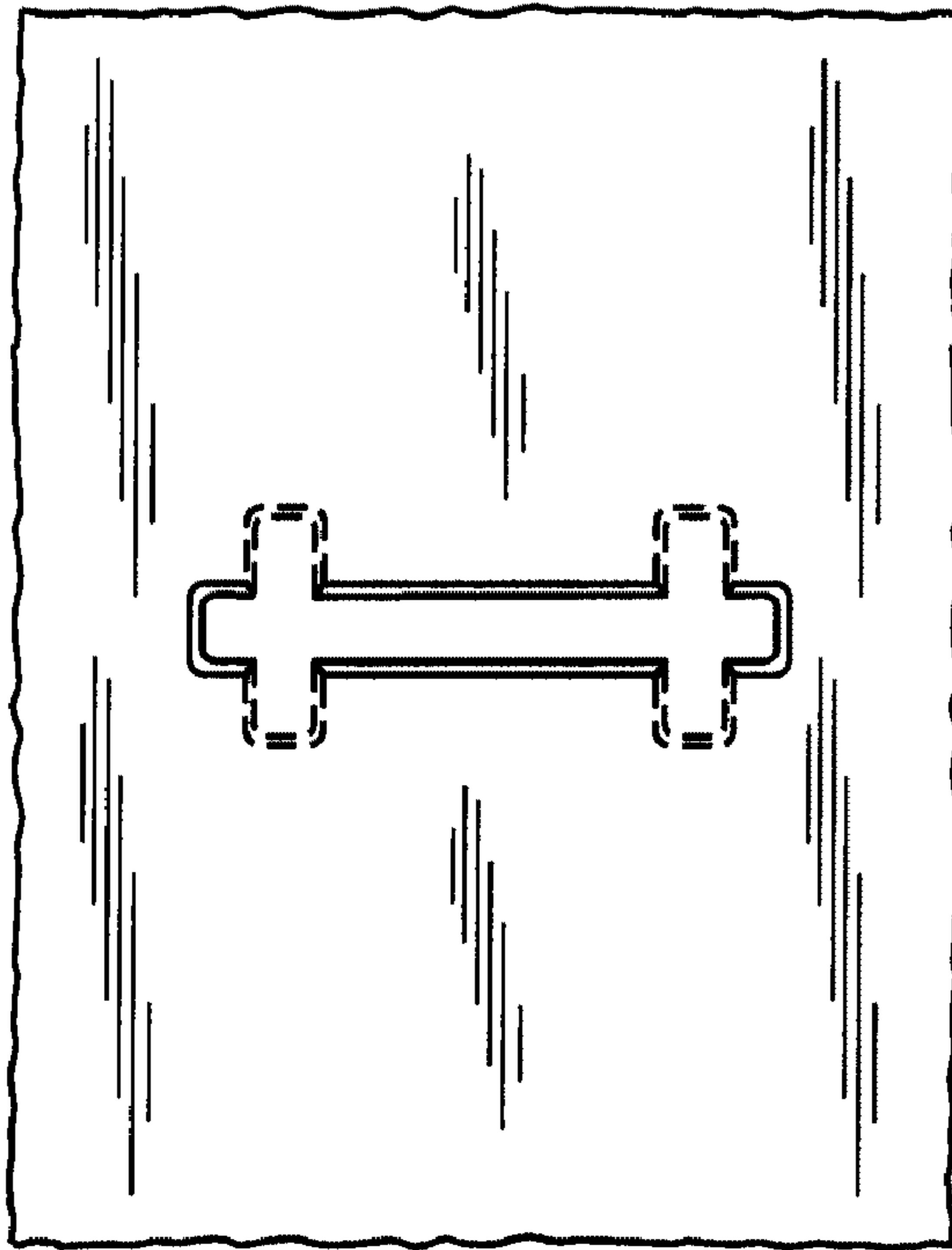


FIG. 4

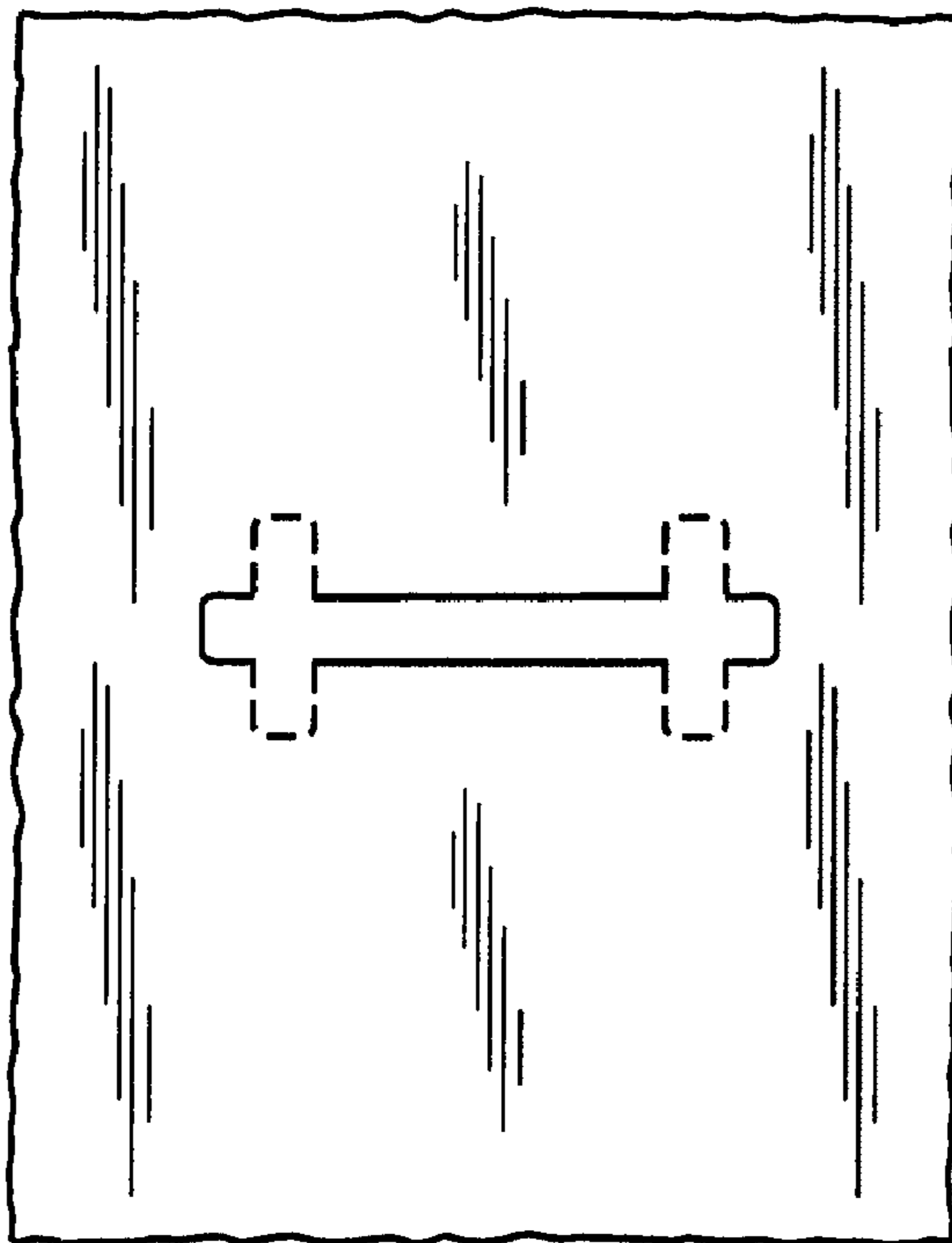


FIG. 5

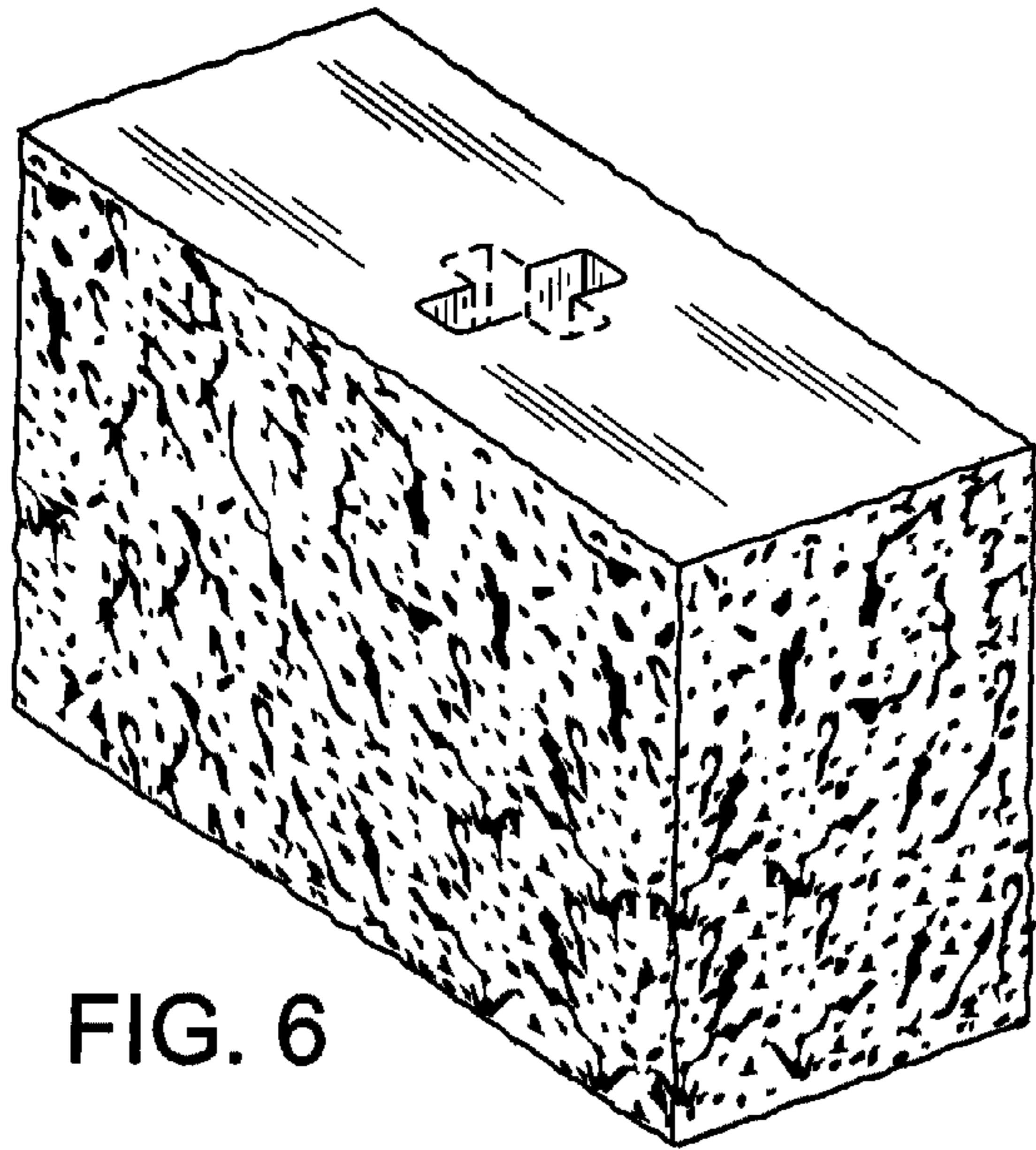


FIG. 6

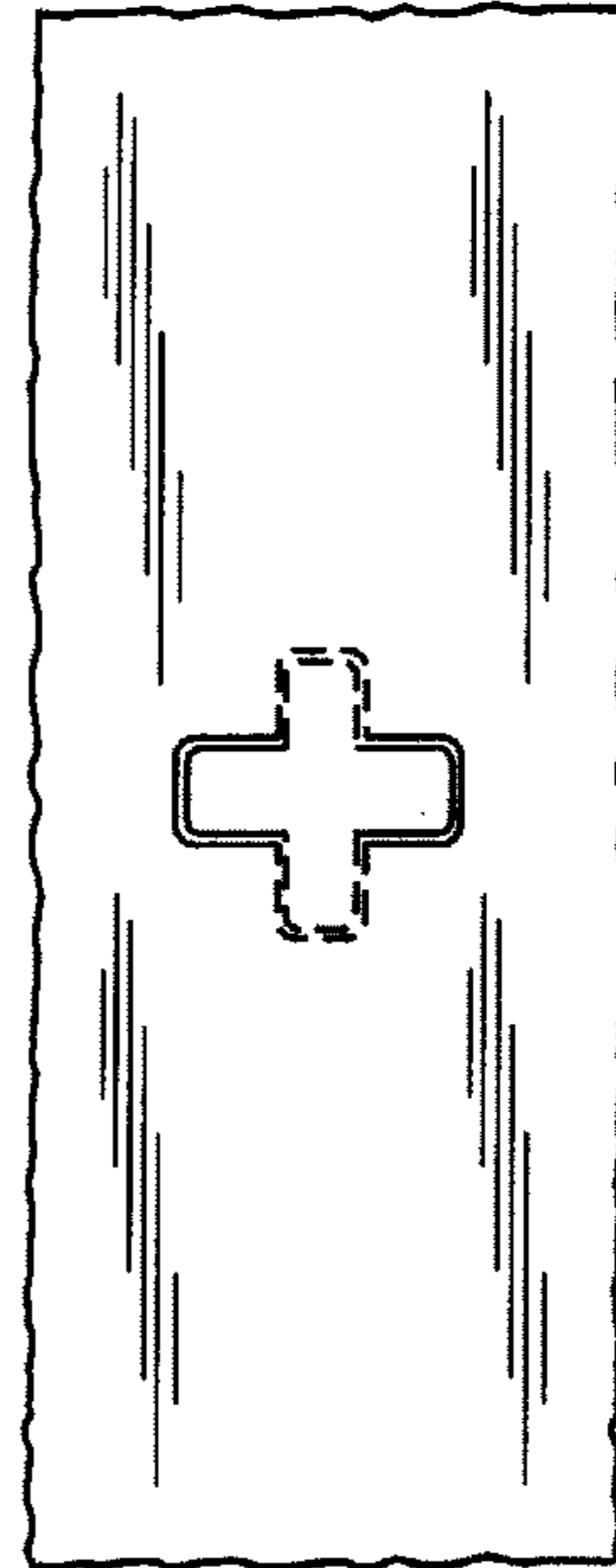


FIG. 9



FIG. 7

FIG. 10

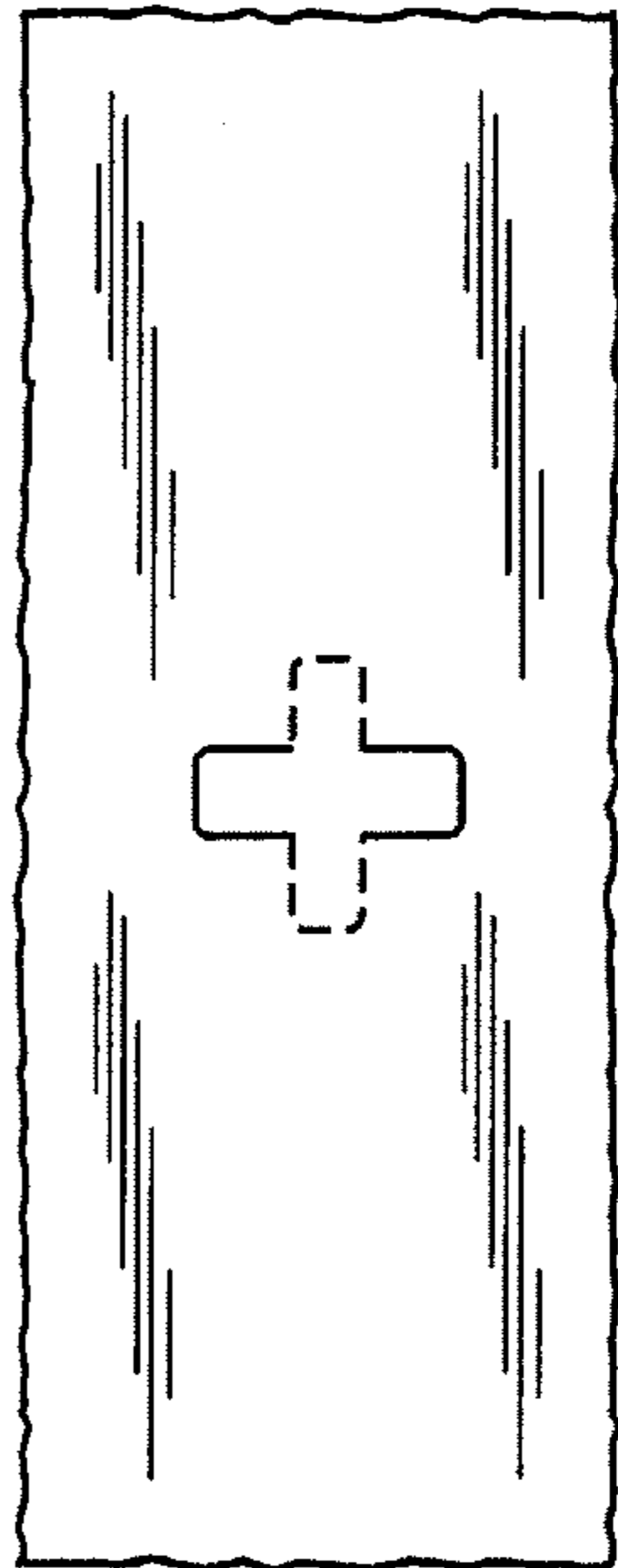



FIG. 8



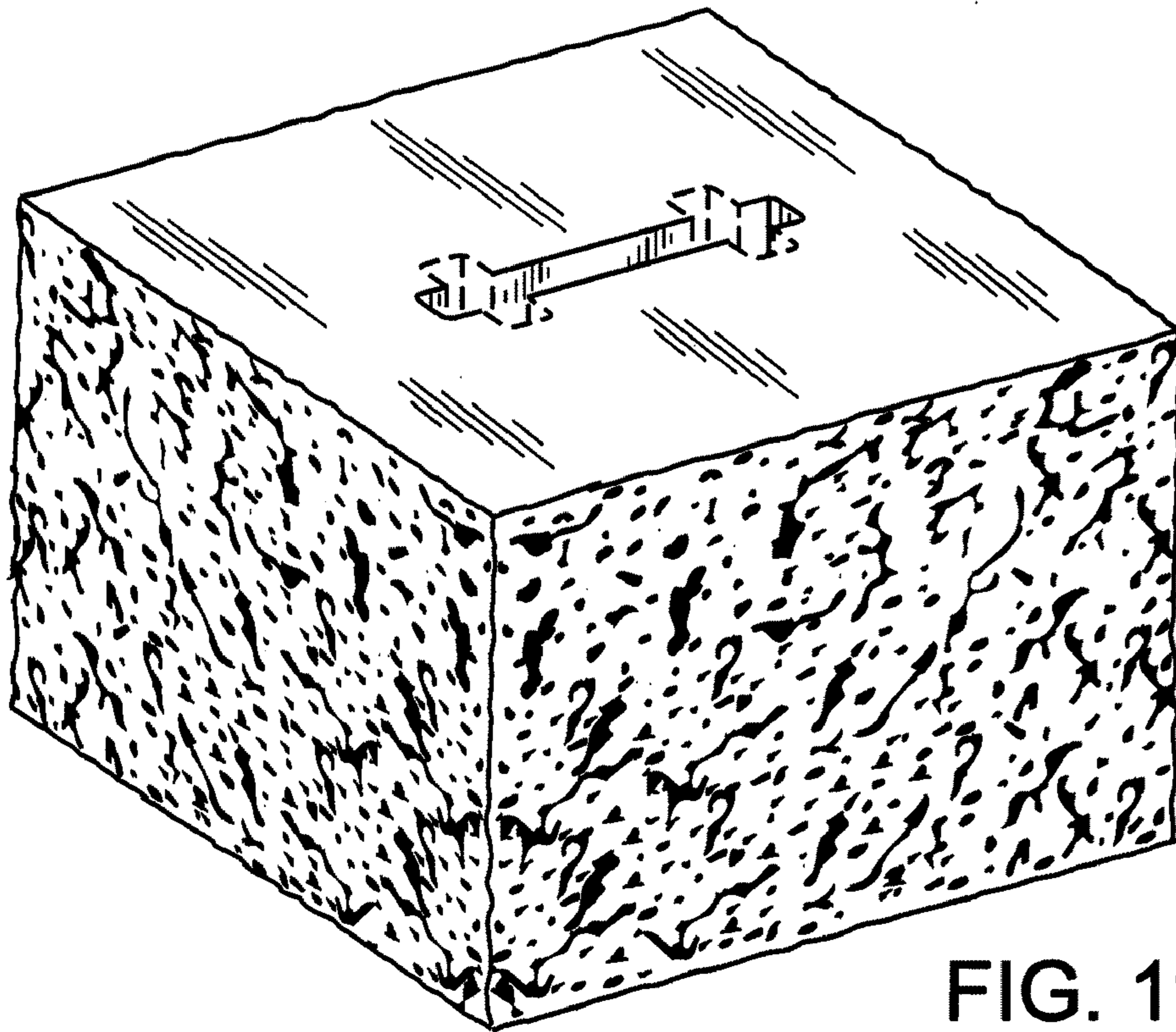


FIG. 11




FIG. 12




FIG. 13

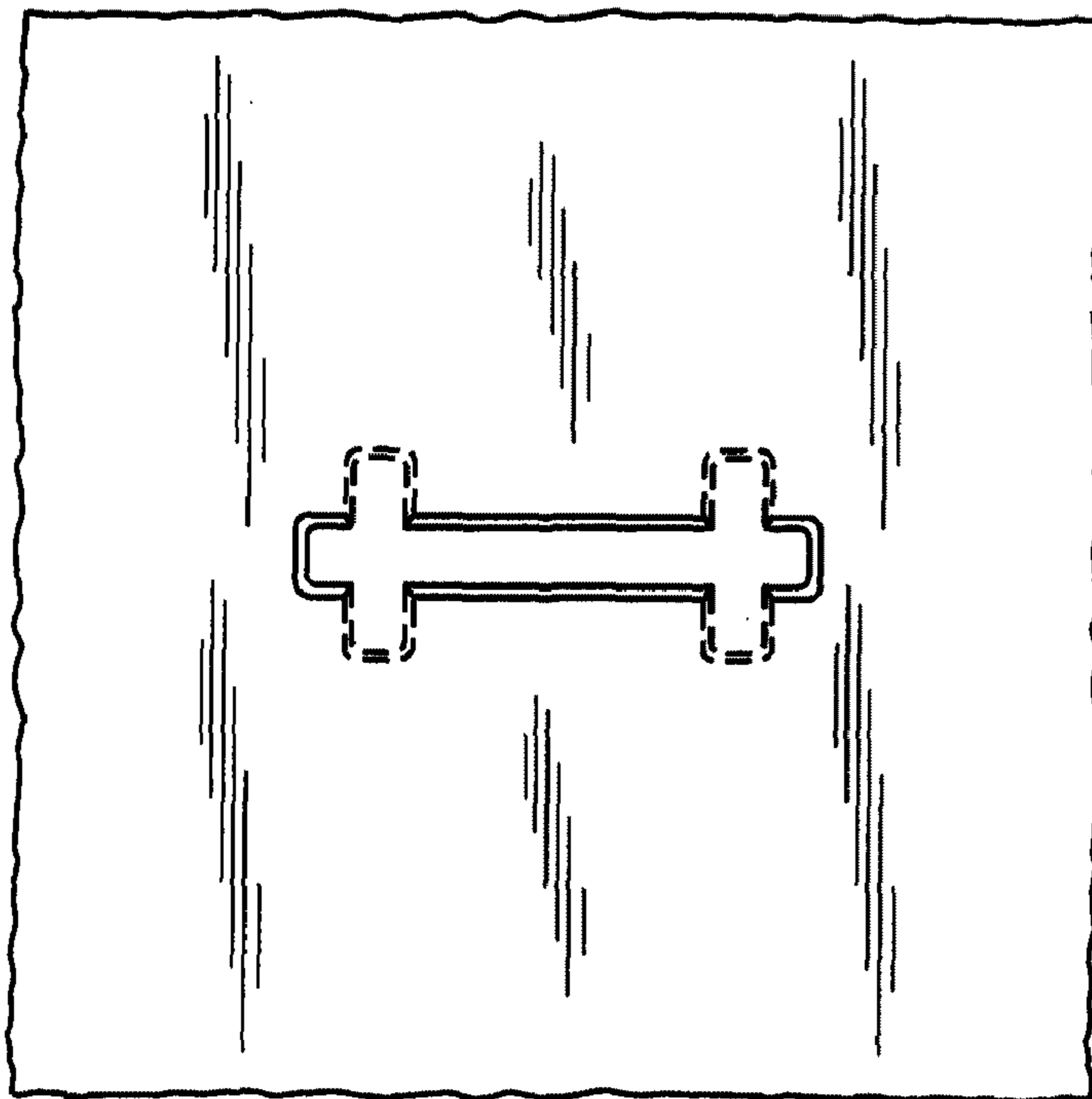


FIG. 14

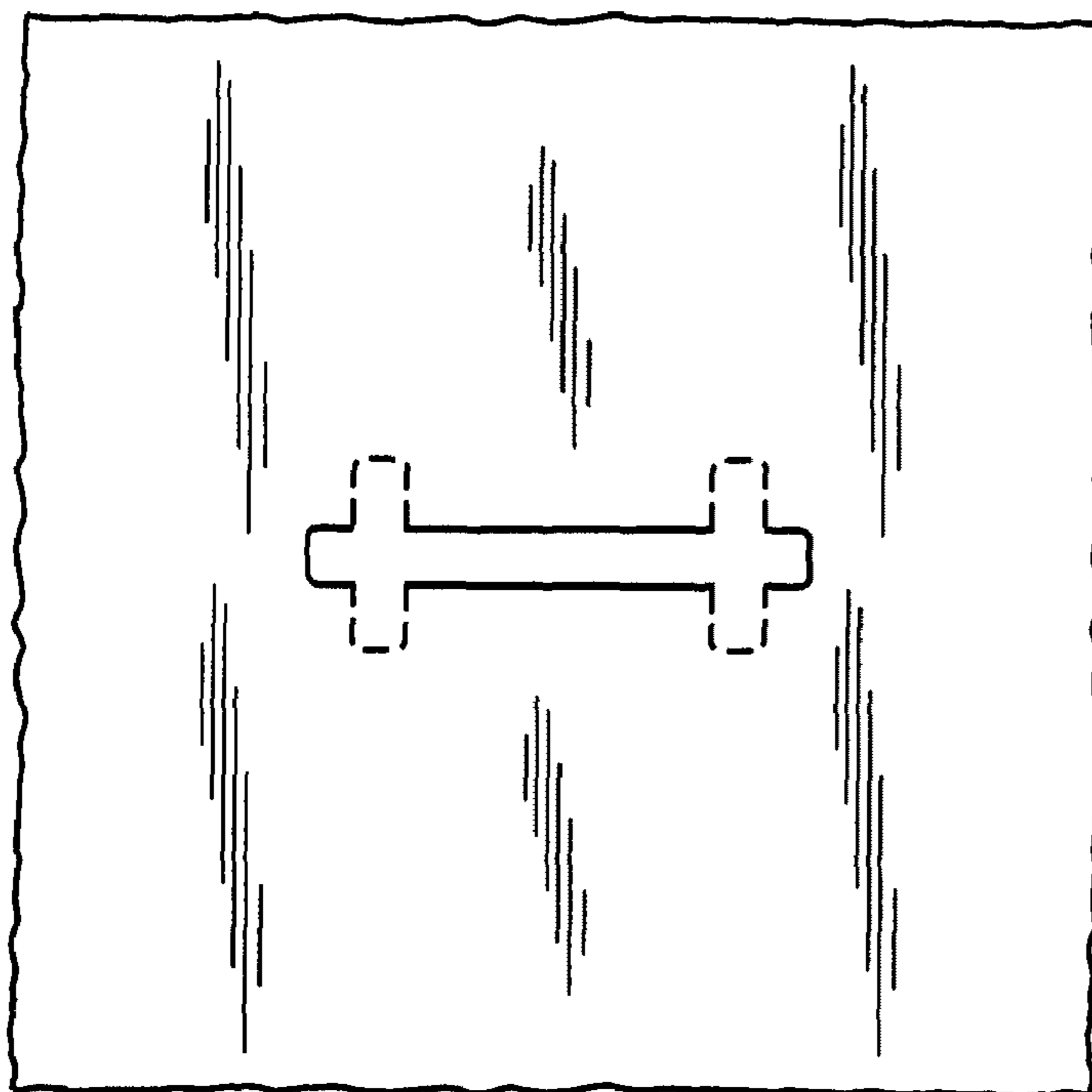


FIG. 15