



US00D652528S

(12) **United States Design Patent**
Nan

(10) **Patent No.:** **US D652,528 S**
(45) **Date of Patent:** **** Jan. 17, 2012**

(54) **MOUTH-SHAPED SLEEVE FOR A MASSAGE APPARATUS**

(75) Inventor: **Simon Siu Man Nan**, Ontario (CA)

(73) Assignee: **Nanma Manufacturing Co., Ltd.**, Hong Kong (HK)

(**) Term: **14 Years**

(21) Appl. No.: **29/392,950**

(22) Filed: **May 27, 2011**

(51) **LOC (9) Cl.** **28-03**

(52) **U.S. Cl.** **D24/215**

(58) **Field of Classification Search** D24/200,
D24/211–215; 601/39, 40, 48, 52, 63, 68,
601/72, 80, 112, 113, 120, 121, 125, 134,
601/137, 138, DIG. 5, DIG. 14, DIG. 16,
601/DIG. 17

See application file for complete search history.

(56) **References Cited**

U.S. PATENT DOCUMENTS

2,253,210	A	*	8/1941	Psiharis	601/139
D384,156	S	*	9/1997	Kain	D24/200
D410,113	S	*	5/1999	Chen	D28/63
D412,989	S	*	8/1999	Chen	D24/211
D419,679	S	*	1/2000	Chen	D24/211
D422,085	S	*	3/2000	Chen	D24/211
D422,086	S	*	3/2000	Chen	D24/211
D422,087	S	*	3/2000	Chen	D24/211
D422,366	S	*	4/2000	Chen	D24/211
D423,108	S	*	4/2000	Chen	D24/211
D425,204	S	*	5/2000	Chen	D24/211

D427,318	S	*	6/2000	Chen	D24/211
D427,319	S	*	6/2000	Chen	D24/211
D484,608	S	*	12/2003	Tinsley	D24/214
D598,563	S	*	8/2009	Cannon et al.	D24/215
D618,361	S	*	6/2010	Cannon et al.	D24/215
2002/0103415	A1	*	8/2002	Manska et al.	600/38
2010/0010292	A1	*	1/2010	Talbot et al.	600/38

* cited by examiner

Primary Examiner — Sandra Snapp

(74) *Attorney, Agent, or Firm* — Polsinelli Shughart PC

(57) **CLAIM**

The ornamental design for a mouth-shaped sleeve for a massage apparatus, as shown and described.

DESCRIPTION

FIG. 1 is a perspective view of the mouth-shaped sleeve for a massage apparatus, showing my design with the massage apparatus shown in phantom-line forming no part of the design;

FIG. 2 is a front view of the mouth-shaped sleeve for a massage apparatus;

FIG. 3 is an opposing rear side view of the mouth-shaped sleeve for a massage apparatus;

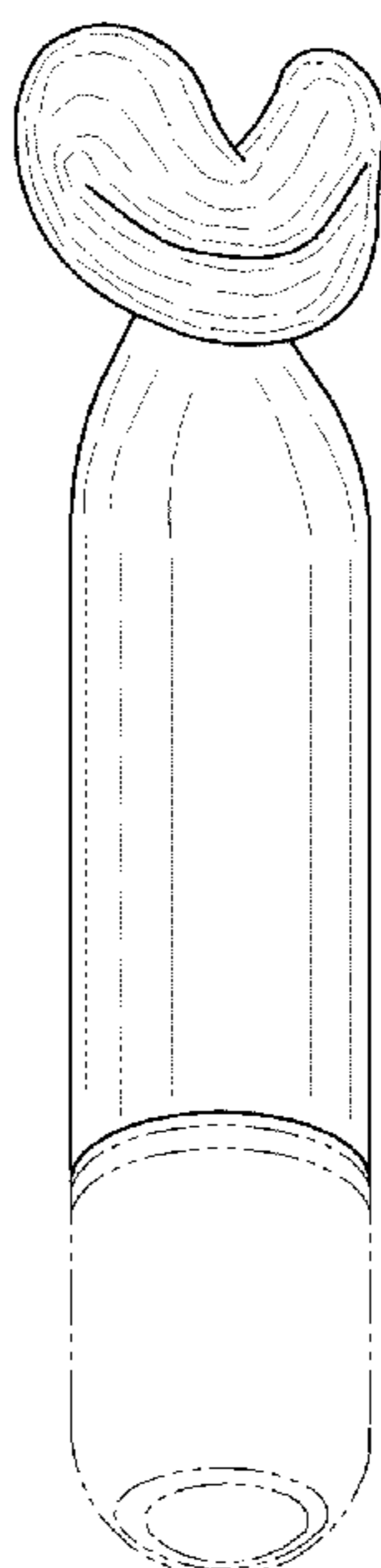
FIG. 4 is a left side view of the mouth-shaped sleeve for a massage apparatus;

FIG. 5 is an opposing right side view of the mouth-shaped sleeve for a massage apparatus;

FIG. 6 is a top view of the mouth-shaped sleeve for a massage apparatus; and,

FIG. 7 is an opposing bottom view of the mouth-shaped sleeve for a massage apparatus.

1 Claim, 2 Drawing Sheets



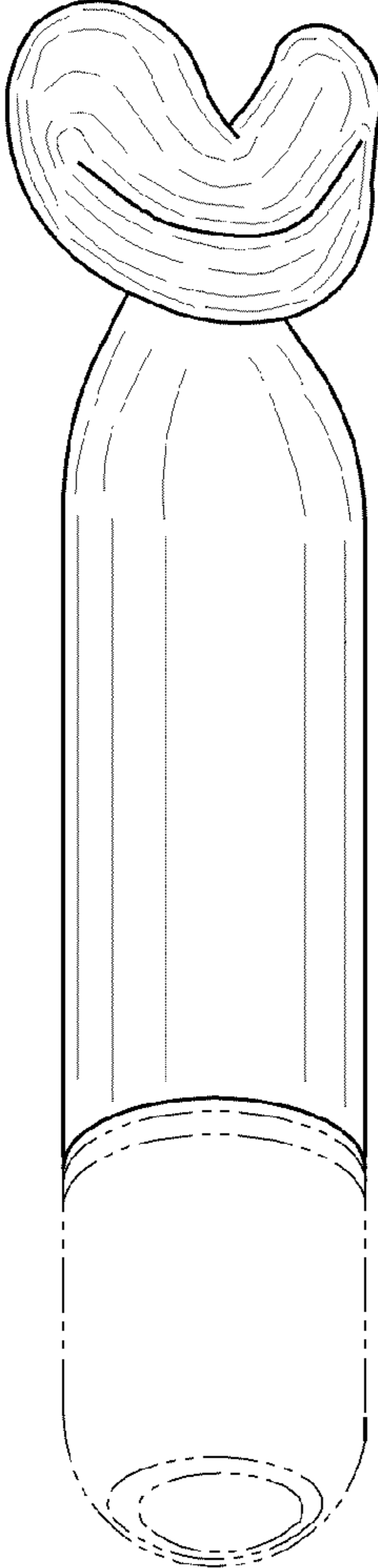


FIG. 1

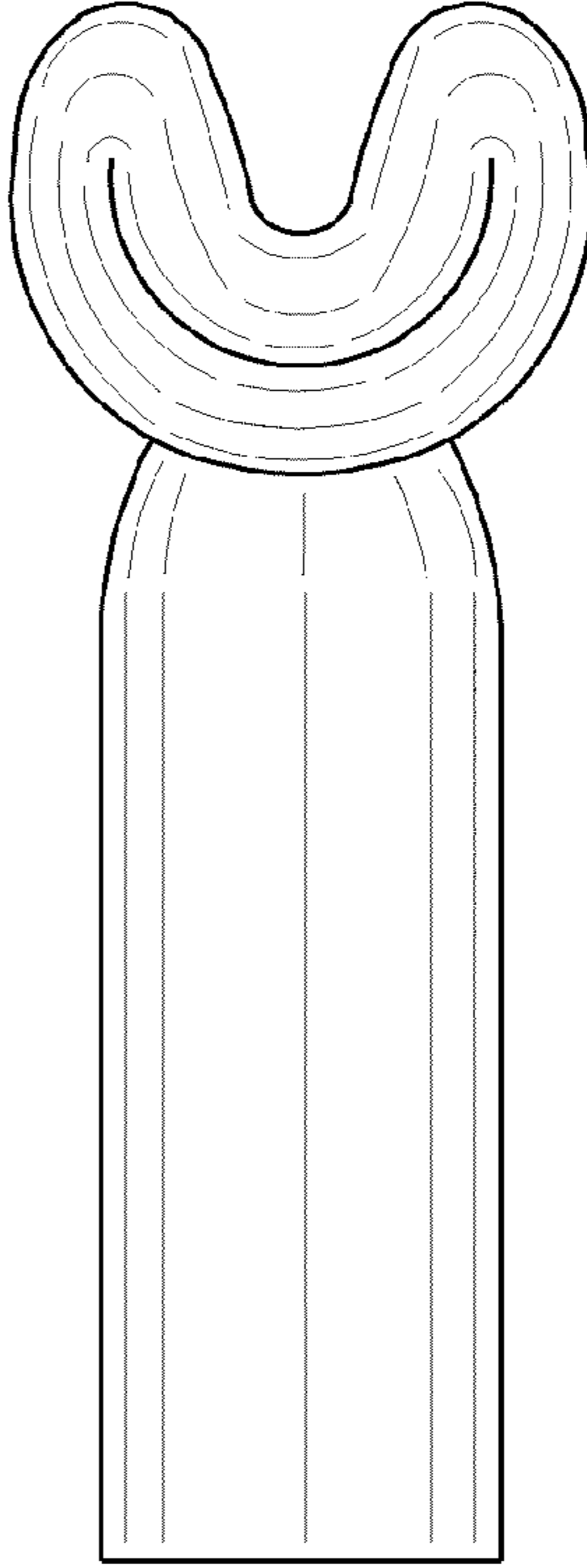


FIG. 2

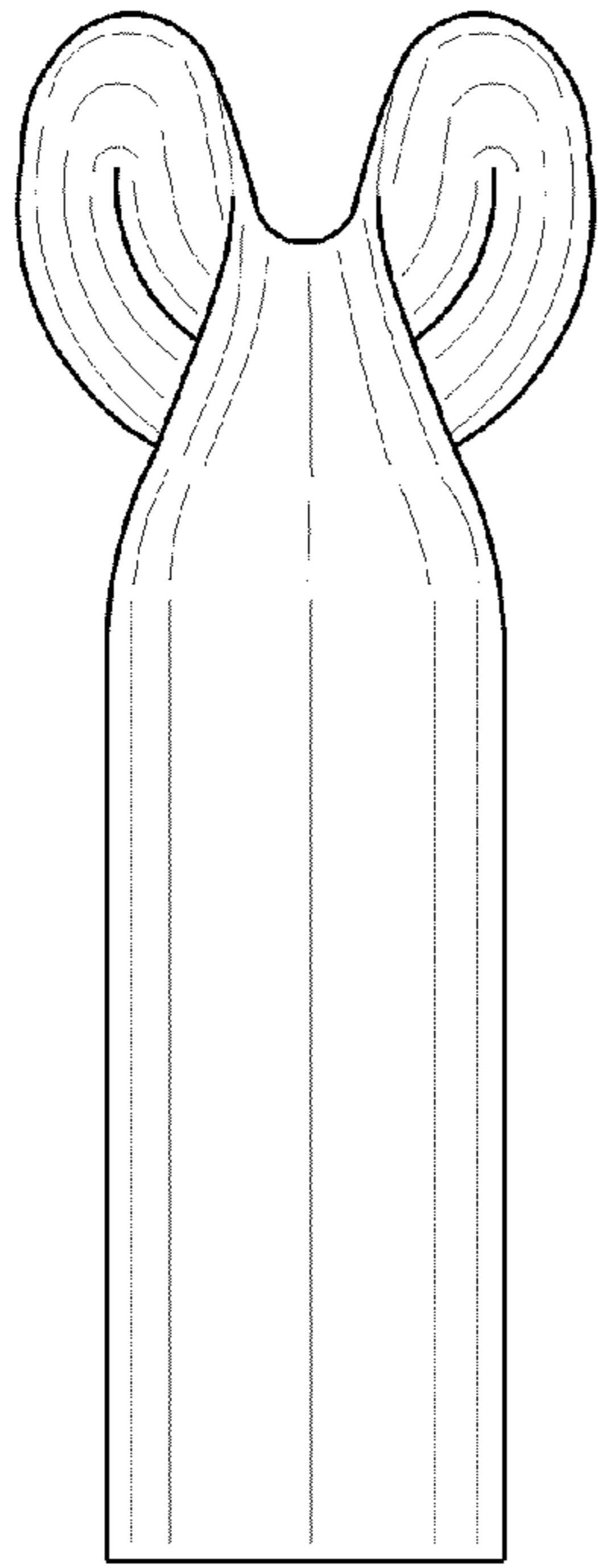


FIG. 3

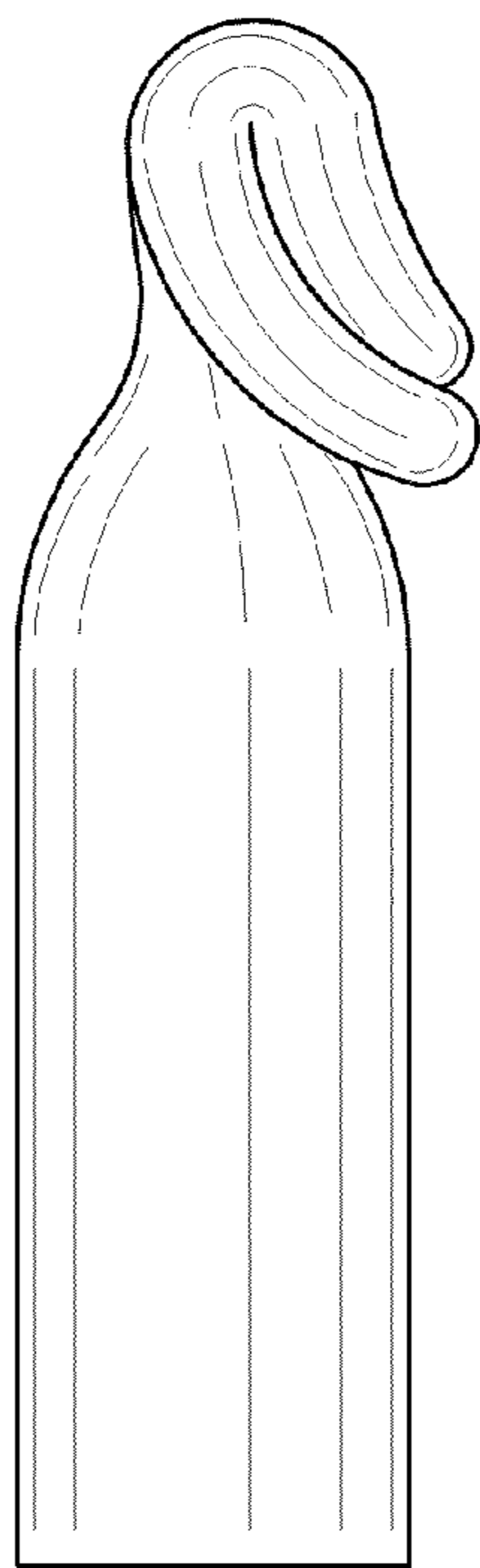


FIG. 4

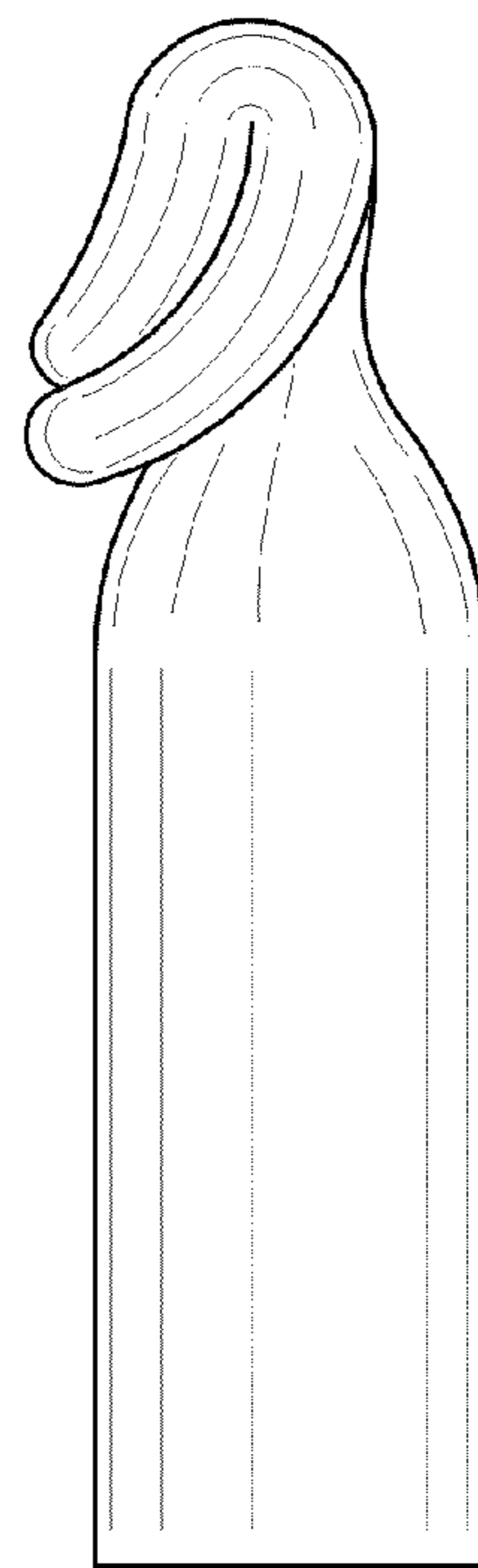


FIG. 5

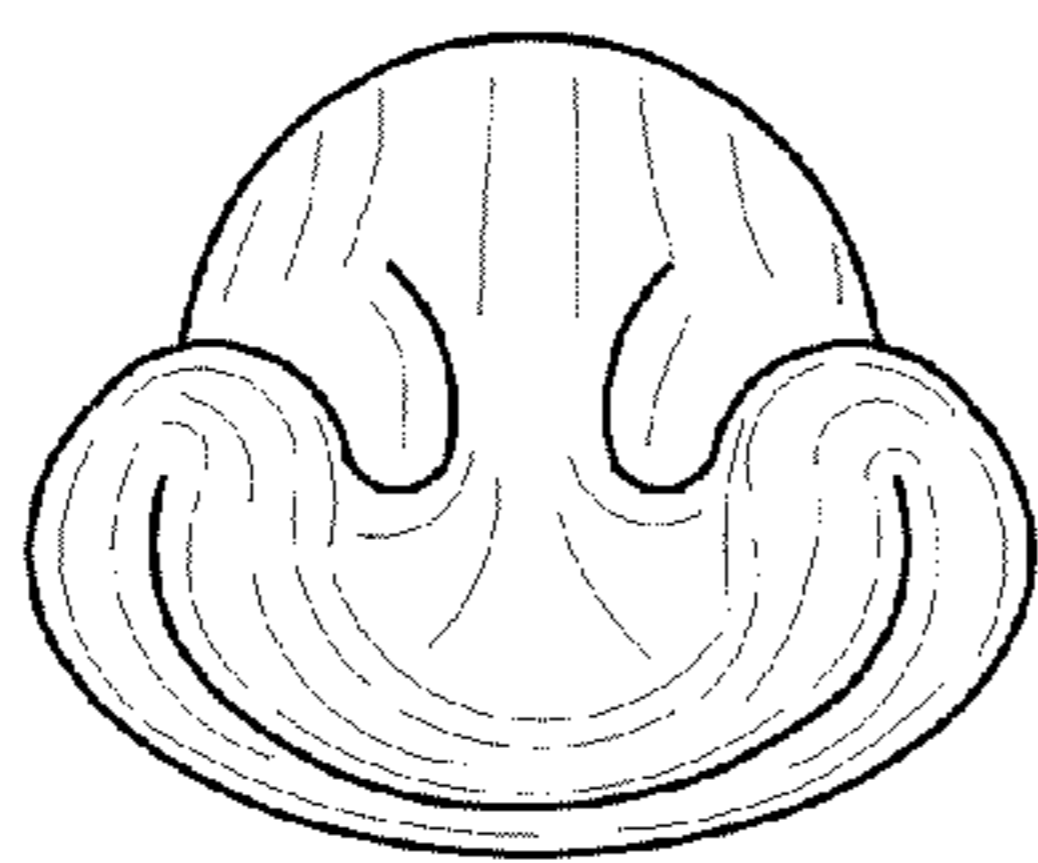


FIG. 6

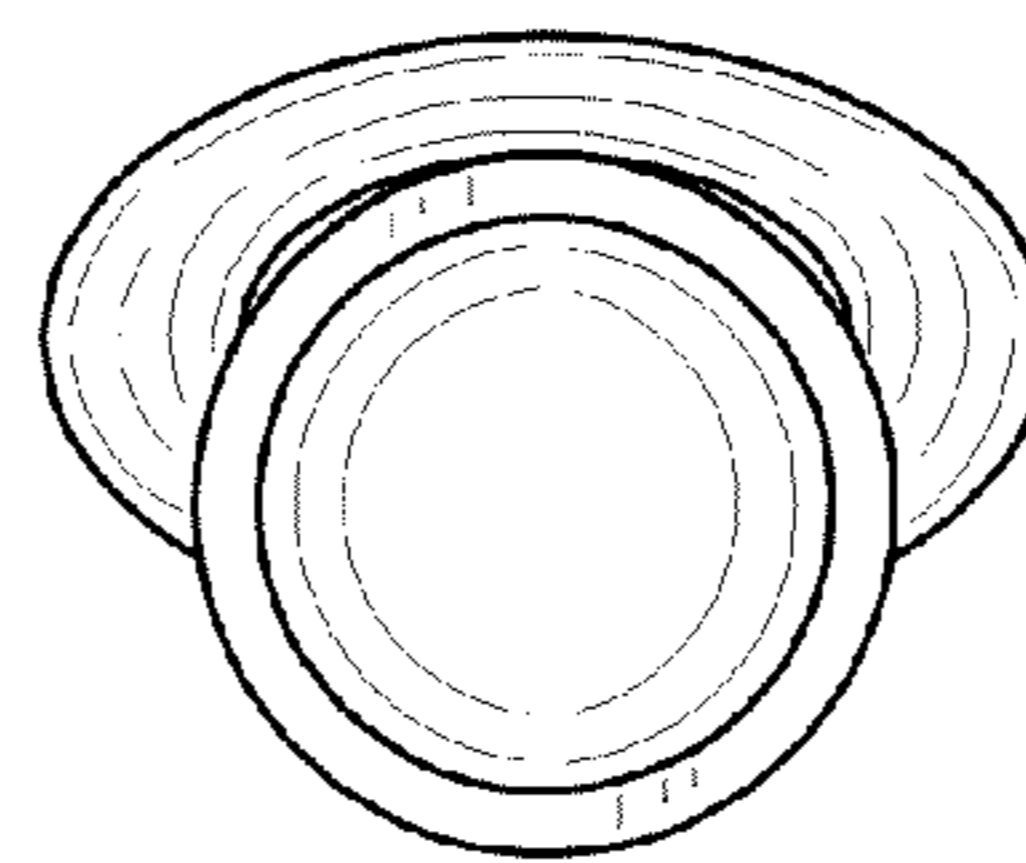


FIG. 7