



US00D652513S

(12) **United States Design Patent**
Sherwood et al.

(10) **Patent No.:** **US D652,513 S**
(45) **Date of Patent:** **** Jan. 17, 2012**

(54) **LASER HANDPIECE**

(75) Inventors: **Duncan Reynolds Sherwood**, Fairfield, CT (US); **Kevin Young**, Needham, MA (US); **Jung Tak**, Newton Upper Falls, MA (US); **Jennifer Ashman**, Boston, MA (US); **Damien Vizcarra**, Pasadena, CA (US); **Jeremy Zietz**, Cambridge, MA (US)

(73) Assignee: **Conopco, Inc.**, Englewood Cliffs, NJ (US)

(**) Term: **14 Years**

(21) Appl. No.: **29/389,919**

(22) Filed: **Apr. 18, 2011**

(51) **LOC (9) Cl.** **24-02**

(52) **U.S. Cl.** **D24/133**

(58) **Field of Classification Search** D24/133,
D24/144, 170, 209, 210; D28/9; D14/426,
D14/428; 606/9

See application file for complete search history.

(56) **References Cited**

U.S. PATENT DOCUMENTS

| | | | | |
|----------------|---------|-------------------|-------|---------|
| D358,208 S * | 5/1995 | Niven | | D24/133 |
| D388,076 S * | 12/1997 | Swift et al. | | D14/428 |
| D389,912 S * | 1/1998 | Emerson et al. | | D24/133 |
| D389,915 S * | 1/1998 | Emerson et al. | | D24/144 |
| D400,258 S * | 10/1998 | Bolleter | | D24/210 |
| D406,126 S * | 2/1999 | Massieu et al. | | D14/428 |
| D424,197 S * | 5/2000 | Sydrowski et al. | | D24/144 |
| 6,334,074 B1 * | 12/2001 | Spertell | | 607/101 |
| D526,320 S * | 8/2006 | Brandon et al. | | D14/426 |
| D531,632 S * | 11/2006 | Brandon et al. | | D14/426 |
| D533,274 S * | 12/2006 | Visconti et al. | | D24/133 |
| D569,378 S * | 5/2008 | Wanamaker | | D14/426 |
| D569,508 S * | 5/2008 | Bacher et al. | | D24/133 |
| D569,987 S * | 5/2008 | Oberreiter et al. | | D24/210 |
| D587,803 S * | 3/2009 | Di Sessa et al. | | D24/133 |
| D590,492 S * | 4/2009 | Powell | | D24/107 |
| D618,816 S * | 6/2010 | Kubicki | | D24/209 |
| D637,287 S * | 5/2011 | Mudd et al. | | D24/133 |

| | | | | |
|-------------------|--------|------------------|-------|--------|
| 2004/0167499 A1 * | 8/2004 | Grove et al. | | 606/9 |
| 2007/0191821 A1 * | 8/2007 | Boxer Wachler | | 606/9 |
| 2007/0198004 A1 * | 8/2007 | Altshuler et al. | | 606/9 |
| 2008/0065056 A1 * | 3/2008 | Powell et al. | | 606/9 |
| 2008/0119913 A1 * | 5/2008 | Powell et al. | | 607/88 |
| 2009/0240243 A1 * | 9/2009 | Brottier | | 606/9 |
| 2010/0010480 A1 * | 1/2010 | Mehta et al. | | 606/9 |
| 2011/0106067 A1 * | 5/2011 | Geva et al. | | 606/9 |

OTHER PUBLICATIONS

Co-Pending U.S. Appl. No. 29/389,914, filed Apr. 18, 2011; entitled: Laser Handpiece.

Co-Pending U.S. Appl. No. 29/389,917, filed Apr. 18, 2011; entitled: Laser Handpiece.

Co-Pending U.S. Appl. No. 29/389,920, filed Apr. 18, 2011; entitled: Laser Docking Station.

Co-PenCo-Pending U.S. Appl. No. 29/389,921, filed Apr. 18, 2011; entitled: Laser Docking Station.

Co-Pending U.S. Appl. No. 29/389,923, filed Apr. 18, 2011; entitled: Laser Docking Station.

Co-Pending U.S. Appl. No. 29/389,925; filed Apr. 18, 2011; entitled: Nested Laser Handpiece and Docking Station.

* cited by examiner

Primary Examiner — Bridget L Eland

(74) *Attorney, Agent, or Firm* — Milton L. Honig

(57) **CLAIM**

The ornamental design for laser handpiece, as shown and described.

DESCRIPTION

FIG. 1 is a perspective view of the laser handpiece showing our new design;

FIG. 2 is a front elevational view thereof;

FIG. 3 is a rear elevational view thereof;

FIG. 4 is a side elevational view thereof;

FIG. 5 is a top plan view thereof; and,

FIG. 6 is bottom plan view thereof.

The broken lines are present only for illustrative purposes to show other areas of the laser handpiece but do not form a part of the claimed design.

1 Claim, 3 Drawing Sheets

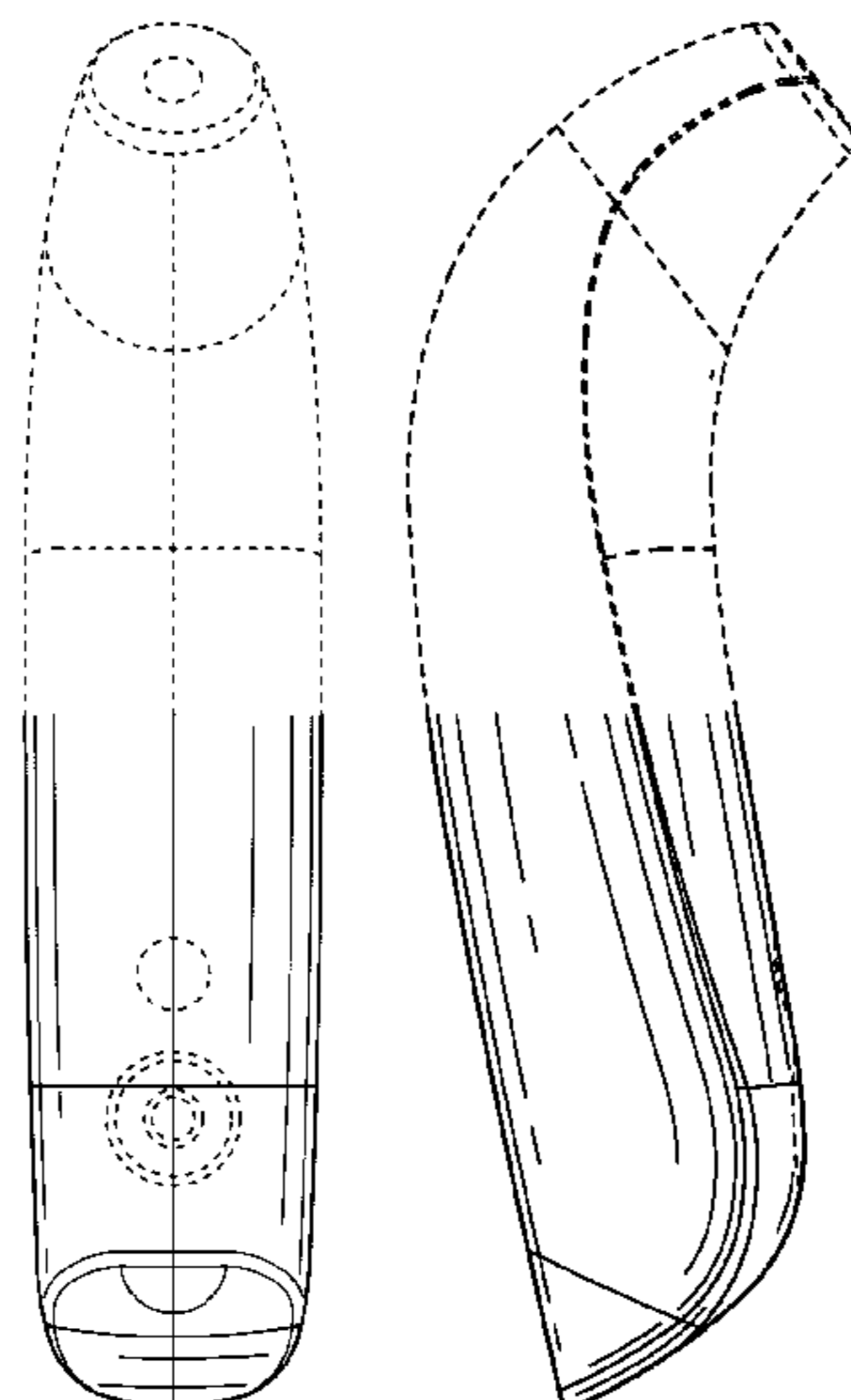


FIG. 1

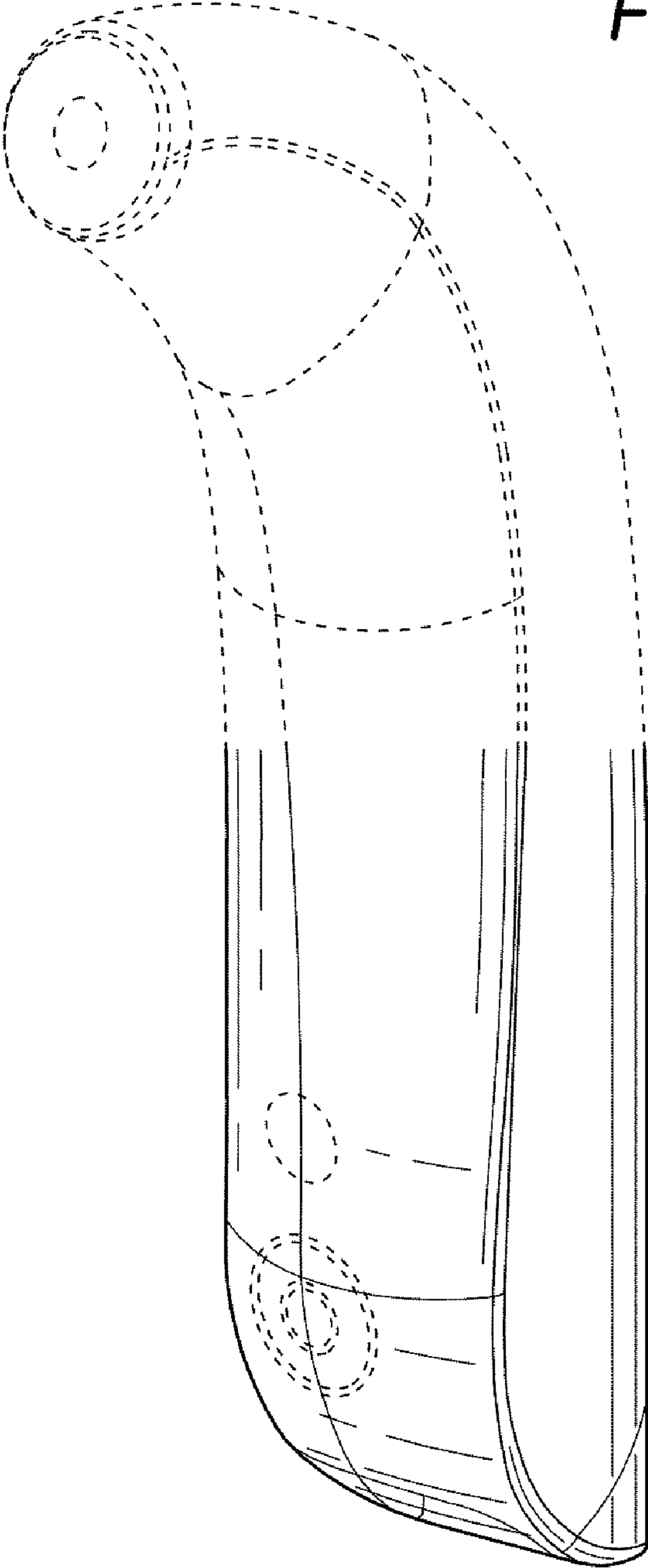


FIG. 2




FIG. 3

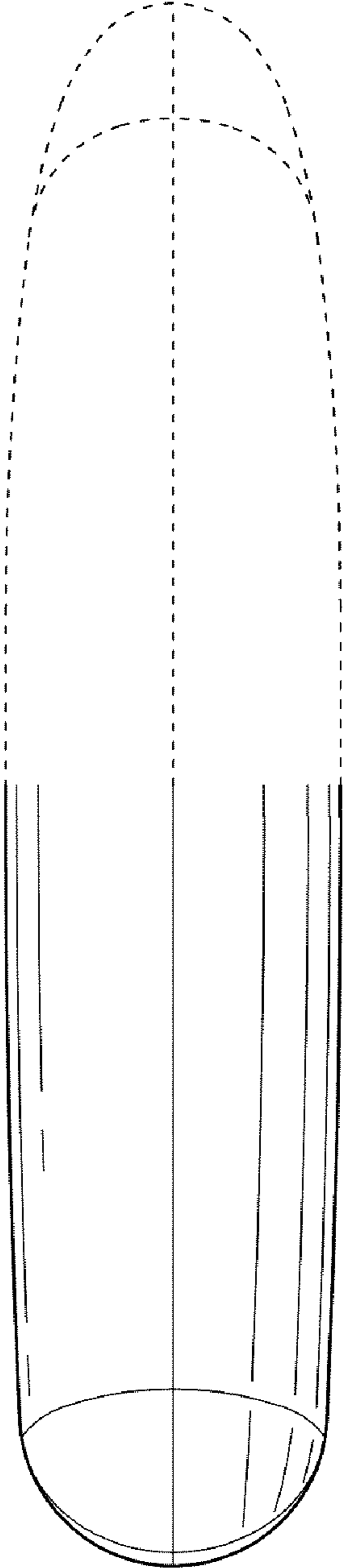


FIG. 4

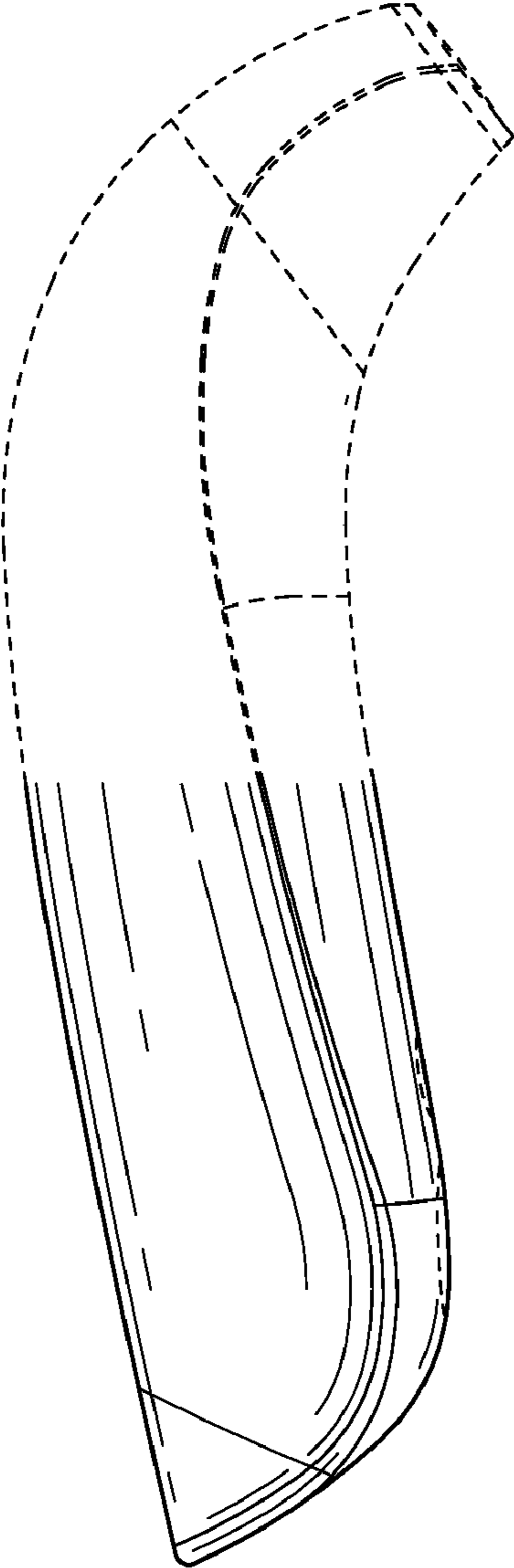


FIG. 5

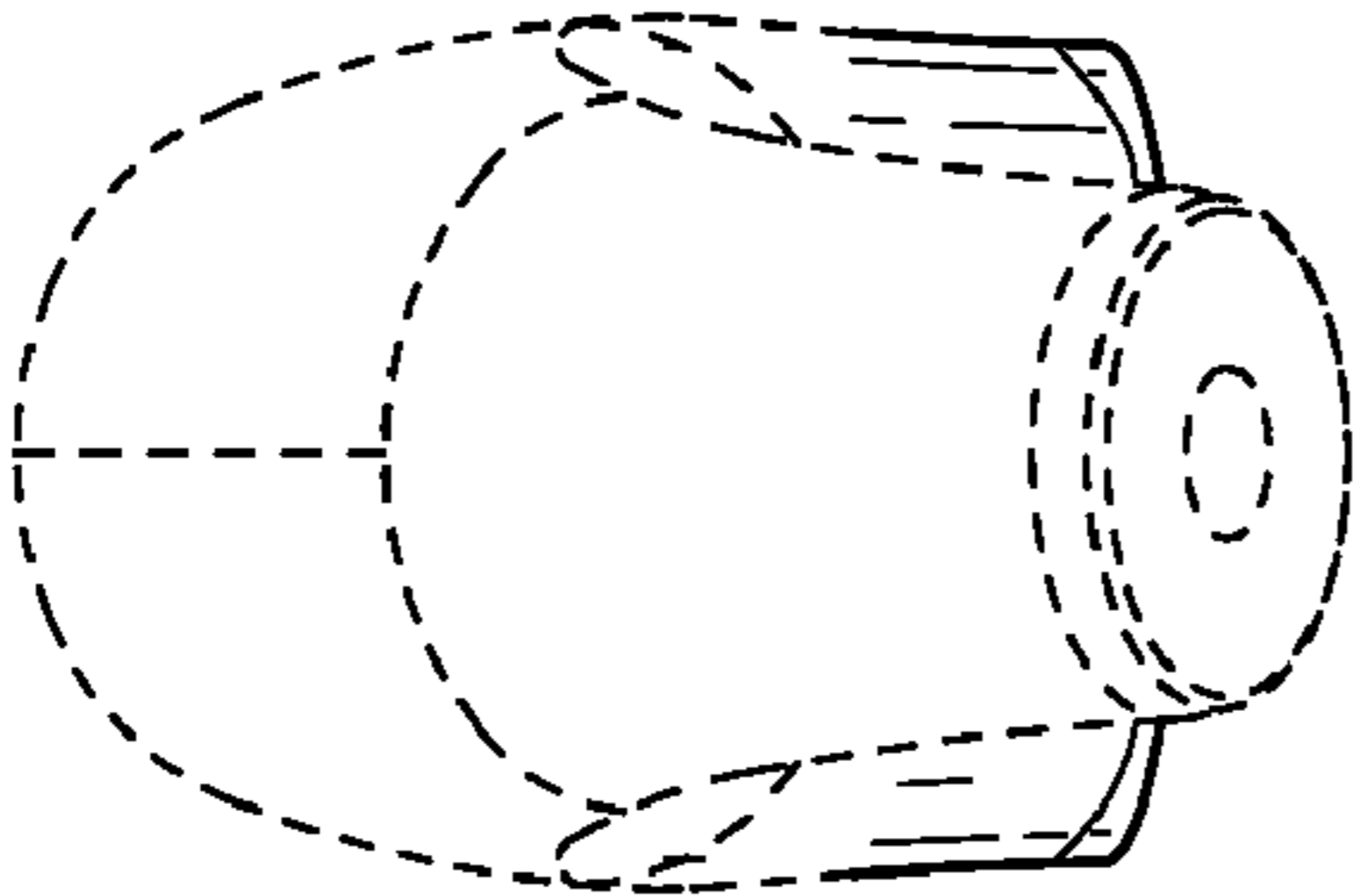


FIG. 6

