

US00D652508S

(12) **United States Design Patent**
Sakata et al.

(10) **Patent No.:** **US D652,508 S**
(45) **Date of Patent:** **** Jan. 17, 2012**

(54) **ABSORBENT STRIP FOR INCORPORATION INTO DIAPER OR SANITARY NAPKIN**

(75) Inventors: **Jun Sakata**, Himeji (JP); **Junichi Takatori**, Himeji (JP); **Shinya Fukudome**, Himeji (JP)

(73) Assignee: **Sumitomo Seika Chemicals Co., Ltd.**, Hyogo (JP)

(**) Term: **14 Years**

(21) Appl. No.: **29/355,253**

(22) Filed: **Feb. 4, 2010**

(30) **Foreign Application Priority Data**

Aug. 6, 2009	(JP)	2009-018032
Aug. 6, 2009	(JP)	2009-018033
Aug. 6, 2009	(JP)	2009-018034
Aug. 6, 2009	(JP)	2009-018035
Aug. 6, 2009	(JP)	2009-018036
Aug. 6, 2009	(JP)	2009-018037

(51) **LOC (9) Cl.** **24-04**

(52) **U.S. Cl.** **D24/124**

(58) **Field of Classification Search** D24/124-126;
604/358, 359, 360, 361, 378, 384, 385.01
See application file for complete search history.

(56) **References Cited**

U.S. PATENT DOCUMENTS

D332,659 S *	1/1993	Bisaga	D24/126
D377,980 S *	2/1997	Slingland	D24/126

D379,226 S *	5/1997	Kaczmarzyk et al.	D24/126
6,307,119 B1 *	10/2001	Cammarota et al.	604/361
6,447,497 B1 *	9/2002	Olson	604/389
6,554,816 B1 *	4/2003	Olson	604/386
6,575,953 B2 *	6/2003	Olson	604/396
6,635,797 B2 *	10/2003	Olson et al.	604/361
D504,510 S *	4/2005	Otsubo et al.	D24/126
6,976,978 B2 *	12/2005	Ruman et al.	604/385.01
D522,653 S *	6/2006	Otsubo et al.	D24/126

* cited by examiner

Primary Examiner — Holly Baynham

Assistant Examiner — Michelle E Wilson

(74) *Attorney, Agent, or Firm* — Hamre, Schumann, Mueller & Larson, P.C.

(57) **CLAIM**

We claim the ornamental design for an absorbent strip for incorporation into diaper or sanitary napkin, as shown and described.

DESCRIPTION

FIG. 1 is a perspective view of an absorbent strip for incorporation into diaper or sanitary napkin according to a first embodiment of our design;

FIG. 2 is a front view of the same absorbent strip, the rear view being symmetrical to the front view;

FIG. 3 is a top plan view of the same absorbent strip, the bottom view being identical to the top plan view;

FIG. 4 is a right side view of the same absorbent strip; and,

FIG. 5 is an enlarged sectional view of the same absorbent strip taken along lines 5-5 in FIG. 2.

The broken line showing of the outer contour of the absorbent strip is included for the purpose of illustrating environment and forms no part of the claimed design.

1 Claim, 4 Drawing Sheets

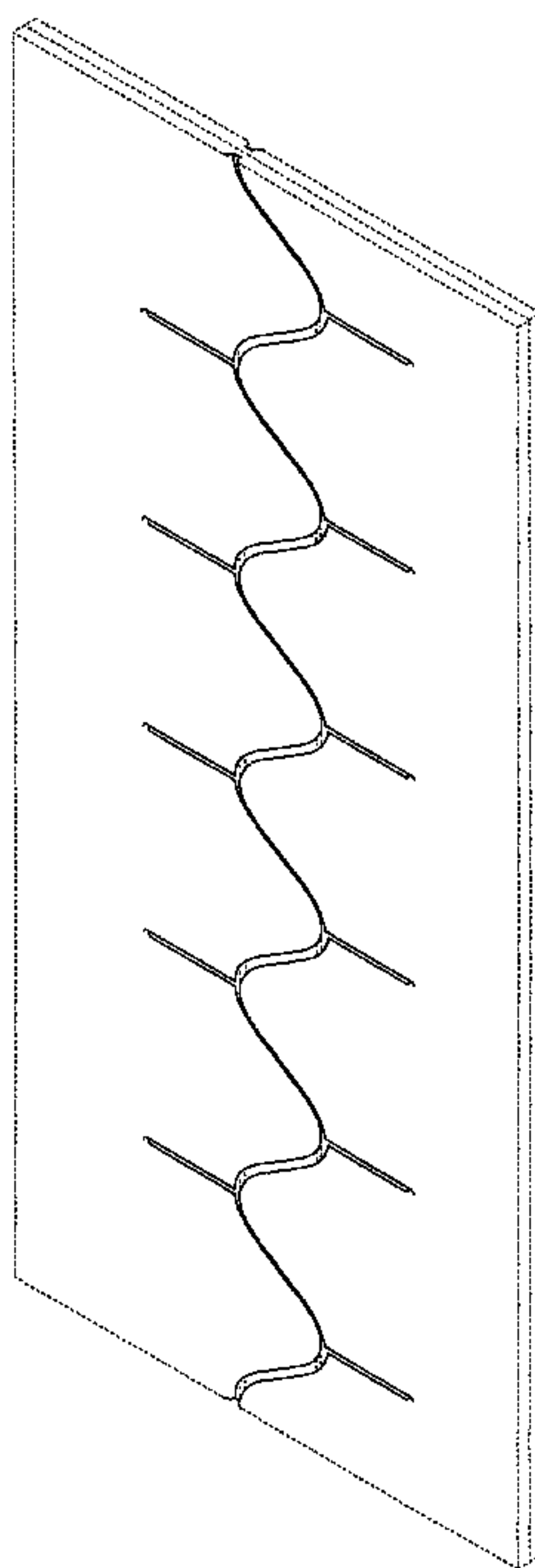


FIG. 1

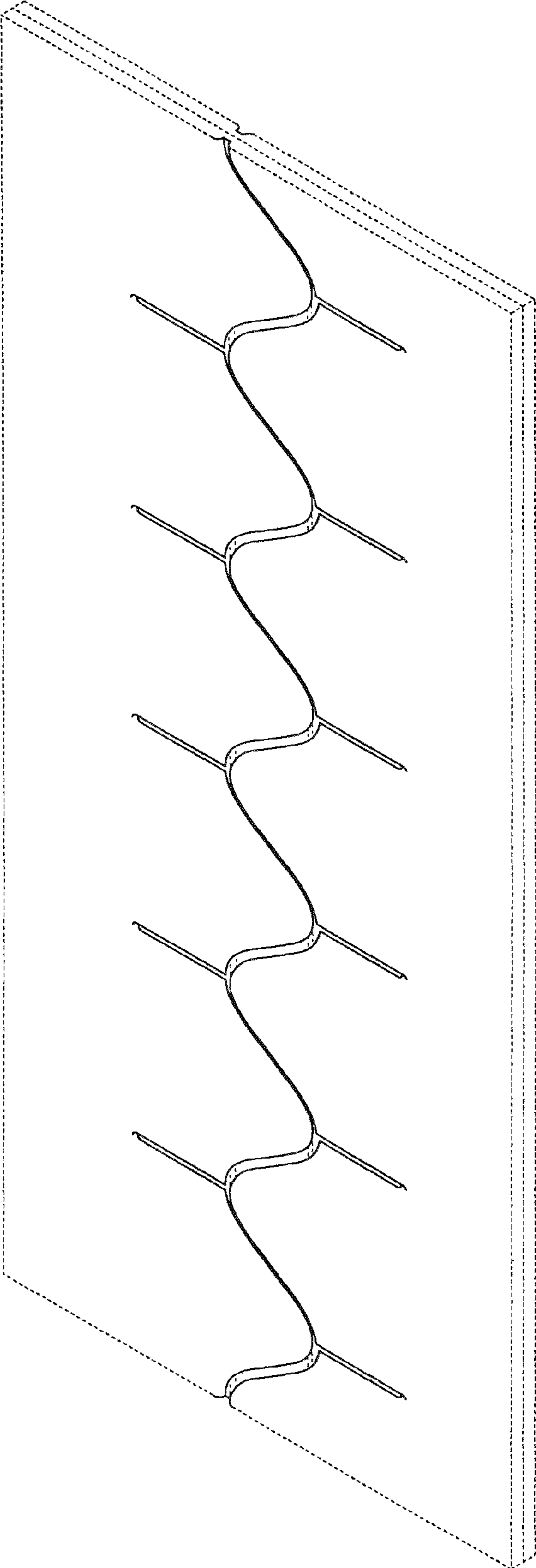


FIG.2

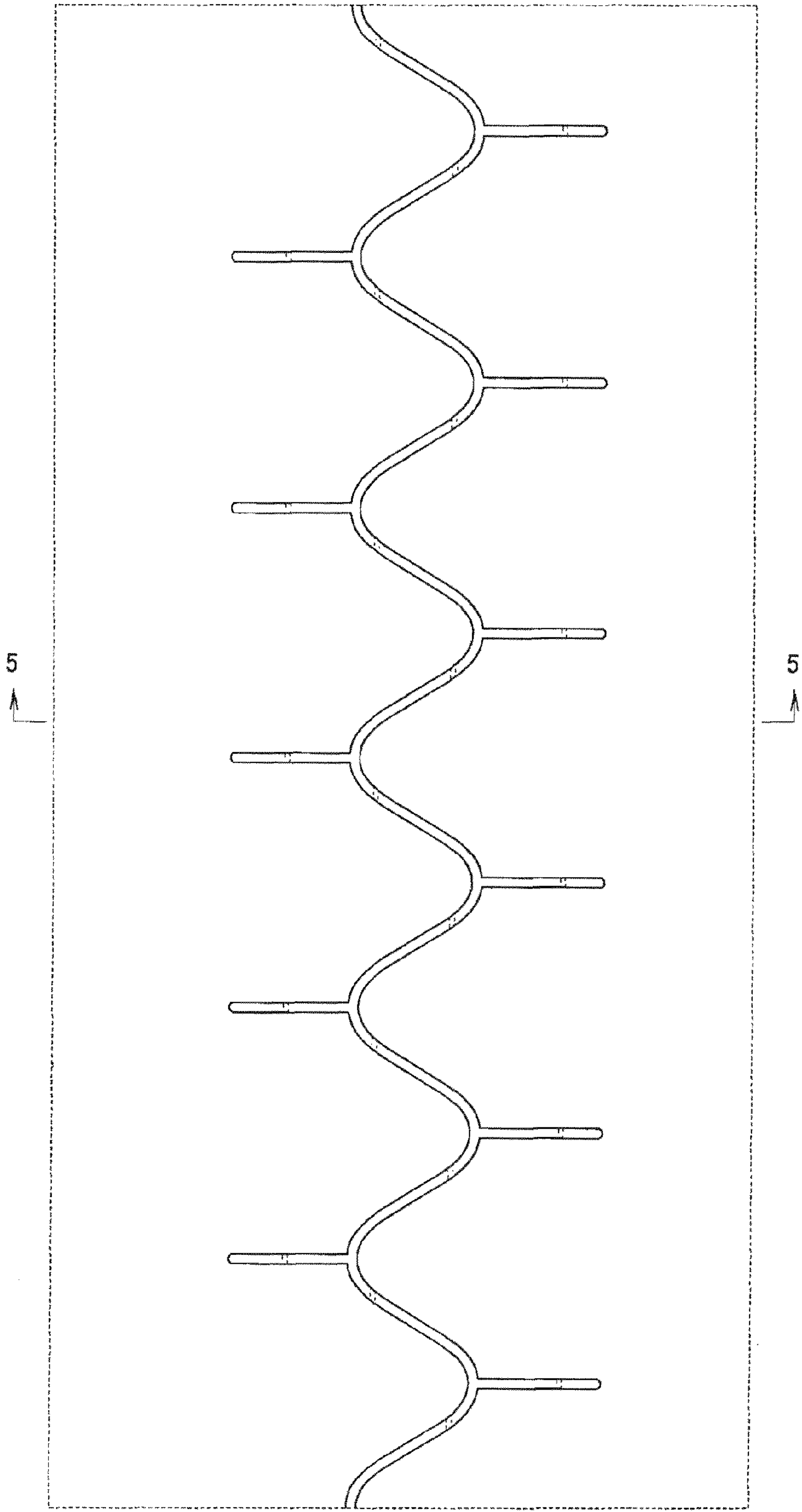


FIG.3




FIG.4




FIG.5

