



US00D652500S

(12) **United States Design Patent**
Abbondanzio et al.

(10) **Patent No.:** **US D652,500 S**
(45) **Date of Patent:** **** Jan. 17, 2012**

(54) **DISPENSER HOUSING**

(75) Inventors: **Matthew Abbondanzio**, Dallas, TX (US); **George Kyaw Maung Aye**, Chicago, IL (US); **Andrew Michael Brooks**, Chicago, IL (US); **Jeffrey Allen Gershune**, Chicago, IL (US); **Joseph Thomas Graceffa**, Chicago, IL (US); **Maria Dora Lalli**, Chicago, IL (US); **David Brian Seal**, Chicago, IL (US)

D314,045 S 1/1991 DeLuca et al.
D357,977 S 5/1995 Muderlak
5,449,117 A 9/1995 Muderlak et al.
D363,981 S 11/1995 Muderlak
5,613,625 A 3/1997 Specht
D386,564 S 11/1997 Mycroft
5,772,074 A 6/1998 Dial et al.
D406,330 S 3/1999 Chen
D407,477 S 3/1999 Chen
D409,740 S 5/1999 Gallagher et al.
5,908,140 A 6/1999 Muderlak et al.
D413,663 S 9/1999 Chen

(Continued)

(73) Assignee: **S.C. Johnson & Son, Inc.**, Racine, WI (US)

(**) Term: **14 Years**

(21) Appl. No.: **29/360,281**

(22) Filed: **Apr. 22, 2010**

Related U.S. Application Data

(63) Continuation-in-part of application No. 29/359,828, filed on Apr. 15, 2010, now Pat. No. Des. 634,415.

(51) **LOC (9) Cl.** **28-99**

(52) **U.S. Cl.** **D23/366**

(58) **Field of Classification Search** D23/355-369;
D28/5, 6; 261/DIG. 17, DIG. 42, DIG. 65,
261/DIG. 88, DIG. 89; 392/386, 390, 391,
392/392, 393, 394, 395; 239/34, 35, 44-47,
239/50, 53, 56, 60, 145, 326

See application file for complete search history.

(56) **References Cited**

U.S. PATENT DOCUMENTS

D164,481 S * 9/1951 Ellis D6/450
D309,497 S 7/1990 Kearnes

FOREIGN PATENT DOCUMENTS

CA 2327934 A1 10/1999

(Continued)

Primary Examiner — Sandra Snapp

(57) **CLAIM**

The ornamental design for a dispenser housing, as shown and described.

DESCRIPTION

FIG. 1 is an isometric view of a top, front, and right side of an ornamental design for a dispenser housing;

FIG. 2 is a front elevational view of the housing of FIG. 1;

FIG. 3 is a rear elevational view of the housing of FIG. 1;

FIG. 4 is a right side elevational view of the housing of FIG. 1;

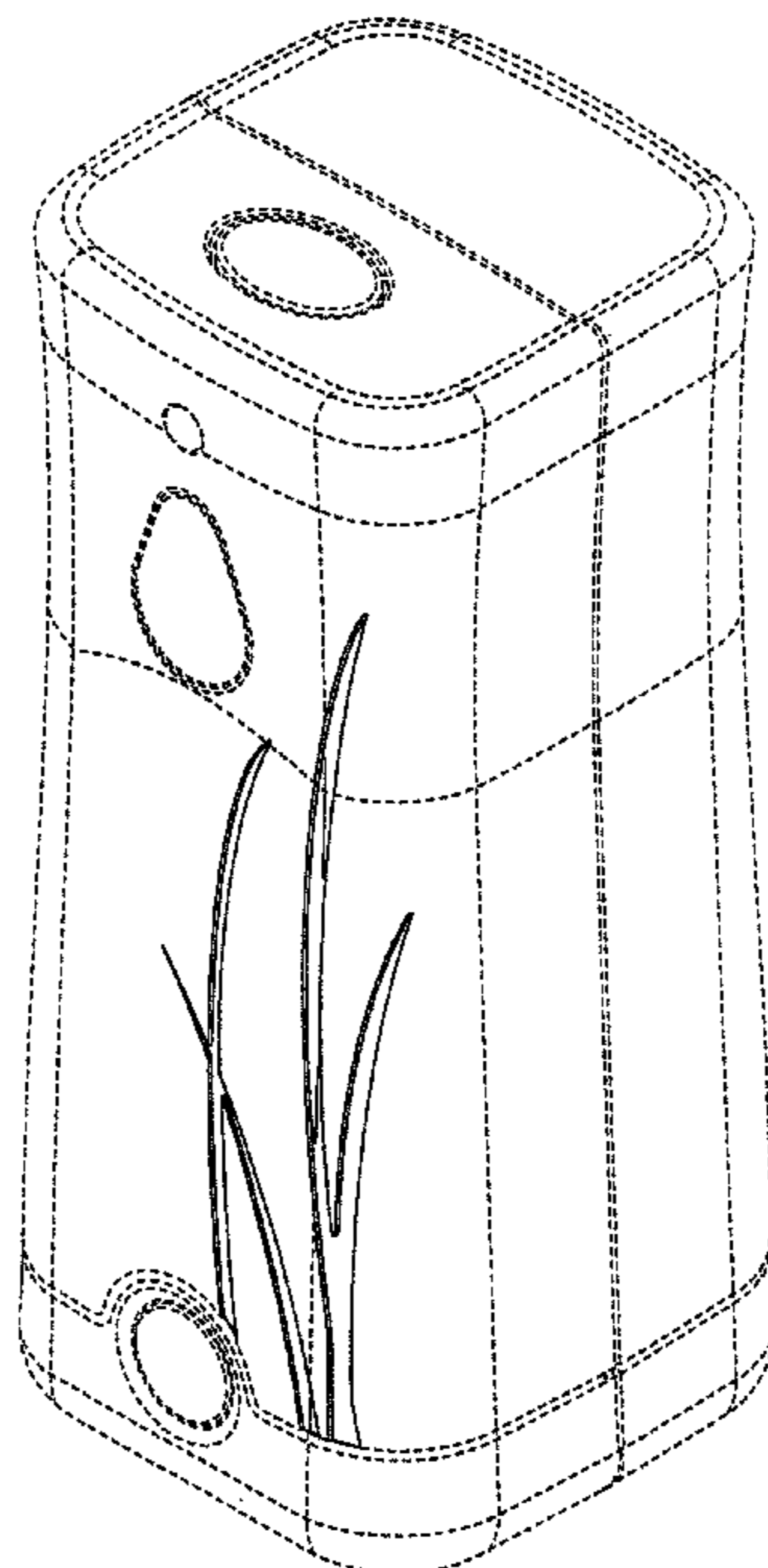
FIG. 5 is a left side elevational view of the housing of FIG. 1;

FIG. 6 is a top plan view of the housing of FIG. 1; and,

FIG. 7 is a bottom plan view of the housing of FIG. 1.

The broken line showing of the subject matter shown above is for the purpose of depicting environmental structure only and forms no part of the claimed design.

1 Claim, 4 Drawing Sheets



US D652,500 S

Page 2

U.S. PATENT DOCUMENTS

D425,190	S	5/2000	Morikawa	
D435,098	S	12/2000	Kemmis et al.	
D436,398	S	1/2001	Steiner	
6,267,297	B1	7/2001	Contadini et al.	
6,413,302	B1	7/2002	Harrison et al.	
D471,267	S *	3/2003	Ahn et al.	D23/367
6,567,613	B2	5/2003	Rymer	
6,631,852	B1	10/2003	O'Leary	
D491,798	S	6/2004	Buthier	
D498,526	S *	11/2004	Emrich	D23/366
D509,894	S *	9/2005	Hoyt et al.	D23/366
D511,206	S *	11/2005	Emrich	D23/366
7,014,818	B2	3/2006	Rymer	
7,036,747	B2	5/2006	Channer	
D523,947	S *	6/2006	Lablaine	D23/366
D533,931	S	12/2006	Miller et al.	
D543,267	S *	5/2007	Tan	D23/366
D544,085	S	6/2007	Schriner et al.	
D546,434	S	7/2007	Barraclough	
D547,851	S	7/2007	Anderson et al.	
D559,965	S	1/2008	Kennedy et al.	
D561,884	S	2/2008	Furner et al.	
D564,357	S	3/2008	Kapoor et al.	
D573,706	S	7/2008	Zlotnik et al.	
D577,814	S	9/2008	Seki et al.	
D580,039	S	11/2008	Zlotnik et al.	
D583,038	S	12/2008	Kay et al.	
D583,453	S	12/2008	Kay et al.	
D583,454	S	12/2008	Kay et al.	
D583,455	S	12/2008	Kay et al.	
D583,921	S	12/2008	Kay et al.	
D587,794	S	3/2009	Yoo et al.	

D604,823	S	11/2009	Schwartz et al.	
D604,824	S	11/2009	Paolazzi et al.	
D608,436	S	1/2010	Drucker et al.	
7,687,744	B2	3/2010	Walter et al.	
D615,180	S	5/2010	Meyerhoffer	
D637,275	S *	5/2011	Baraky	D23/366
2005/0139693	A1	6/2005	Robinson et al.	
2006/0100303	A1	5/2006	Bedford et al.	
2007/0181609	A1	8/2007	Rymer	
2007/0183924	A1	8/2007	Morgan	
2007/0204387	A1	9/2007	Cornelius et al.	
2007/0257130	A1	11/2007	Butler et al.	
2008/0011870	A1	1/2008	Link et al.	
2008/0061082	A1	3/2008	Anderson et al.	
2008/0099483	A1	5/2008	Anderson et al.	
2008/0156896	A1	7/2008	Anderson et al.	
2009/0236440	A1	9/2009	Anderson et al.	

FOREIGN PATENT DOCUMENTS

EP	890365	A1	1/1999
EP	1586335	A1	10/2005
GB	2406792	A1	4/2005
WO	2004105878	A1	12/2004
WO	2006079798	A2	8/2006
WO	2006079798	A3	8/2006
WO	2007124554	A1	11/2007
WO	2007132140	A1	11/2007
WO	2008095187	A1	8/2008
WO	2008149064	A1	12/2008
WO	2008149065	A1	12/2008
WO	2008149066	A1	12/2008
WO	2009029337	A1	3/2009

* cited by examiner




FIG. 1

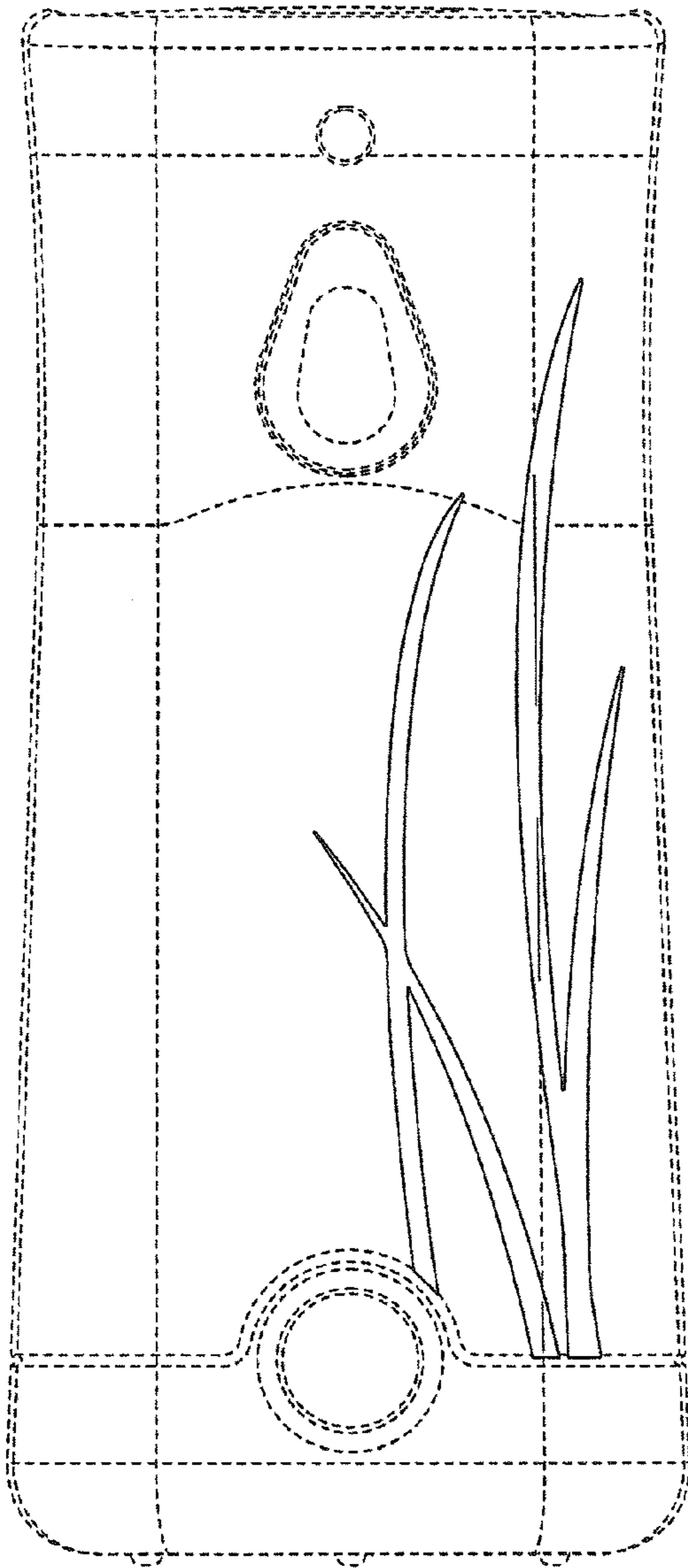


FIG. 2

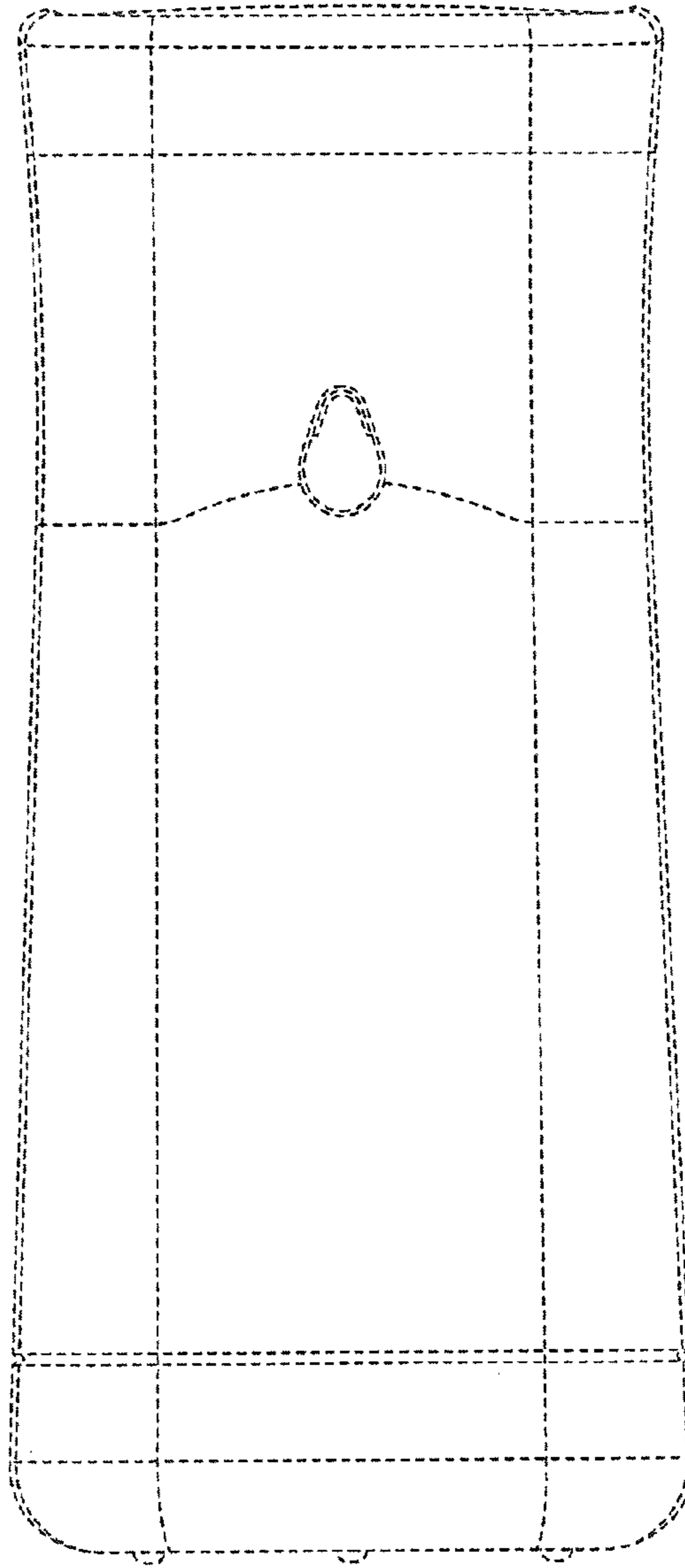


FIG. 3

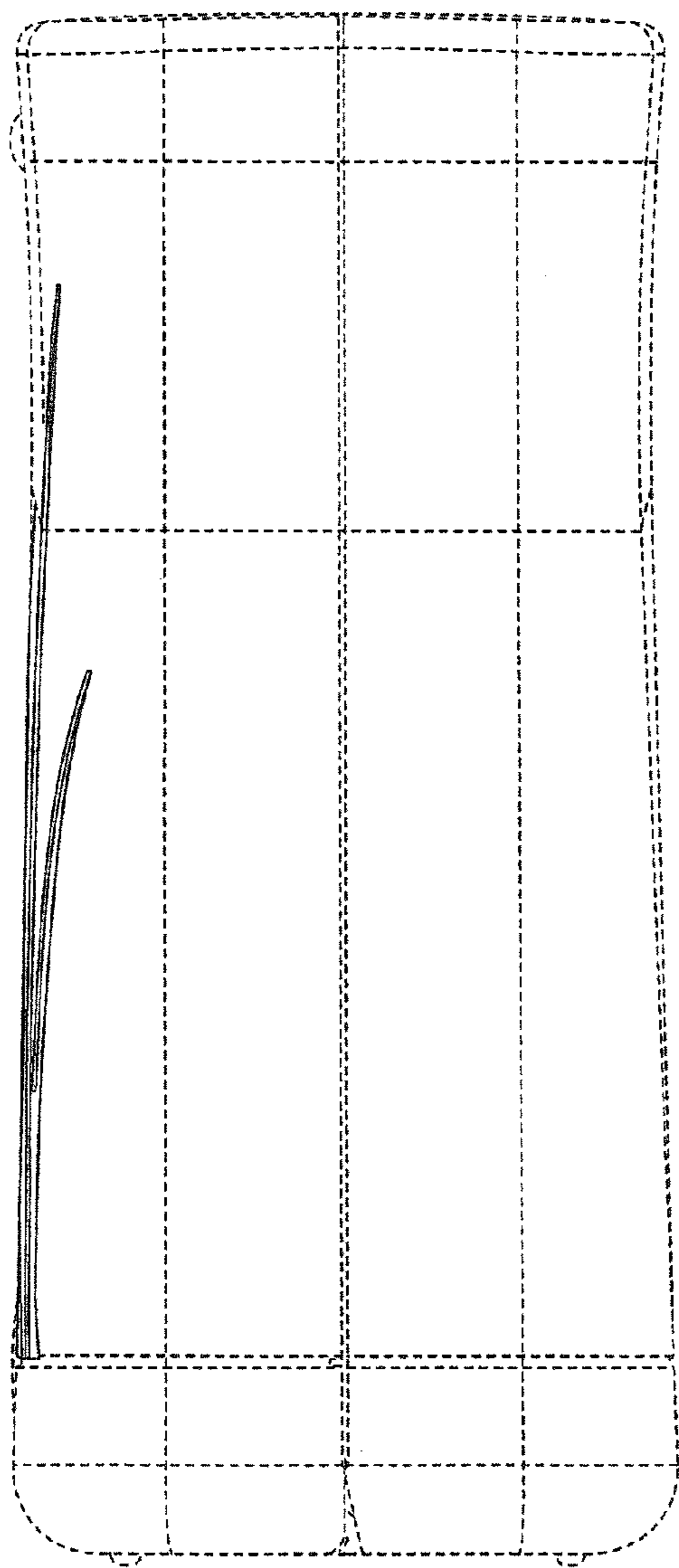


FIG. 4




FIG. 5

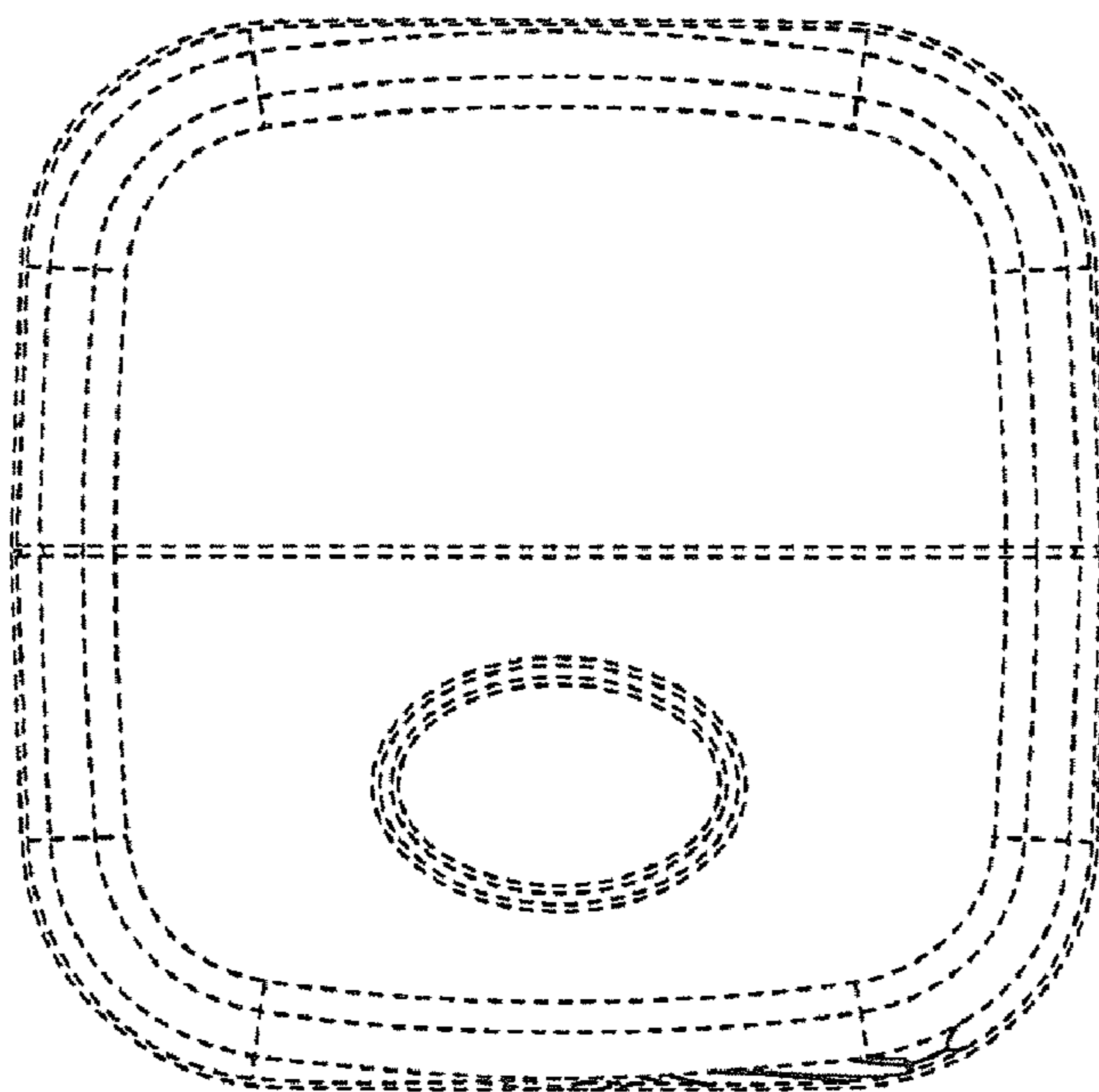


FIG. 6

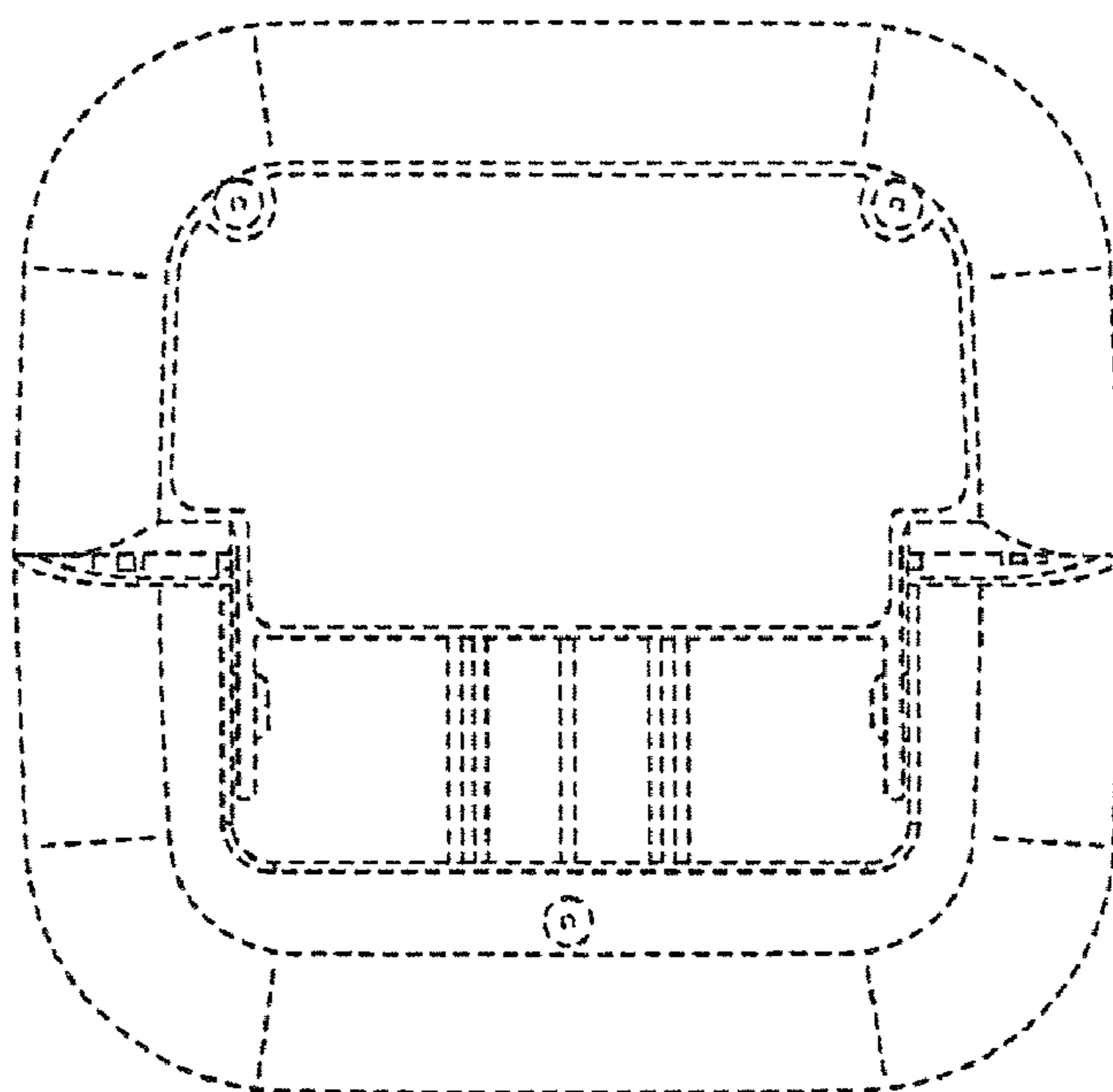


FIG. 7