

US00D652499S

(12) **United States Design Patent**  
**Short et al.**

(10) **Patent No.:** **US D652,499 S**  
(45) **Date of Patent:** **\*\* Jan. 17, 2012**

(54) **FRAGRANCE SAMPLER**

(75) Inventors: **Michael E. Short**, Racine, WI (US);  
**David A. Hoadley**, Racine, WI (US);  
**Scott W. Demarest**, Caledonia, WI (US);  
**Kit R. Morris**, Austin, TX (US); **Sunny Kim**, Austin, TX (US); **Matthew Grossman**, Austin, TX (US); **David R. Carlson**, Cedarburg, WI (US); **Mark E. Johnson**, Mount Prospect, IL (US)

(73) Assignee: **S.C. Johnson & Son, Inc.**, Racine, WI (US)

(\*\*) Term: **14 Years**

(21) Appl. No.: **29/332,251**

(22) Filed: **Feb. 11, 2009**

(51) **LOC (9) Cl.** ..... **28-99**

(52) **U.S. Cl.** ..... **D23/366**

(58) **Field of Classification Search** ..... D23/355-369;  
D28/5, 6; 261/DIG. 17, DIG. 42, DIG. 65,  
261/DIG. 88, DIG. 89; 392/386, 390, 391,  
392/392, 393, 394, 395; 239/34, 35, 44-47,  
239/50, 53, 56, 60, 145, 326

See application file for complete search history.

(56) **References Cited**

U.S. PATENT DOCUMENTS

1,641,183	A *	9/1927	Martin et al.	239/54
D307,088	S	4/1990	Frieden, Jr.	
D331,337	S	12/1992	Krinke et al.	
D348,122	S	6/1994	Susini et al.	
D351,076	S	10/1994	Eliadis et al.	
D370,801	S	6/1996	Oliver et al.	
D385,581	S	10/1997	Linz	
D418,330	S	1/2000	Schumacher	
D430,432	S	9/2000	Mason	
D493,309	S	7/2004	Moss et al.	
D515,681	S	2/2006	Muir et al.	

(Continued)

Primary Examiner — Sandra Snapp

(57) **CLAIM**

The ornamental design for a fragrance sampler, as shown and described.

**DESCRIPTION**

FIG. 1 is a perspective view showing an embodiment of the dock of the fragrance sampler, the dock removed for ease of illustration;

FIG. 2 is a front view of the dock of FIG. 1;

FIG. 3 is a rear view of the dock of FIG. 1;

FIG. 4 is a left side view of the dock of FIG. 1;

FIG. 5 is a right side view of the dock of FIG. 1;

FIG. 6 is a top view of the dock of FIG. 1;

FIG. 7 is a bottom view of the dock of FIG. 1;

FIG. 8 is a perspective view showing an embodiment of a scent module of the fragrance sampler, the scent module removed for ease of illustration;

FIG. 9 is a front view of the scent module of FIG. 8;

FIG. 10 is a rear view of the scent module of FIG. 8;

FIG. 11 is a left side view of the scent module of FIG. 8;

FIG. 12 is a right side view of the scent module of FIG. 8;

FIG. 13 is a top view of the scent module of FIG. 8;

FIG. 14 is a bottom view of the scent module of FIG. 8;

FIG. 15 is a perspective view showing an embodiment of the fragrance sampler which is comprised of a plurality of scent modules loaded into a dock, with the dock being mounted to a shelf;

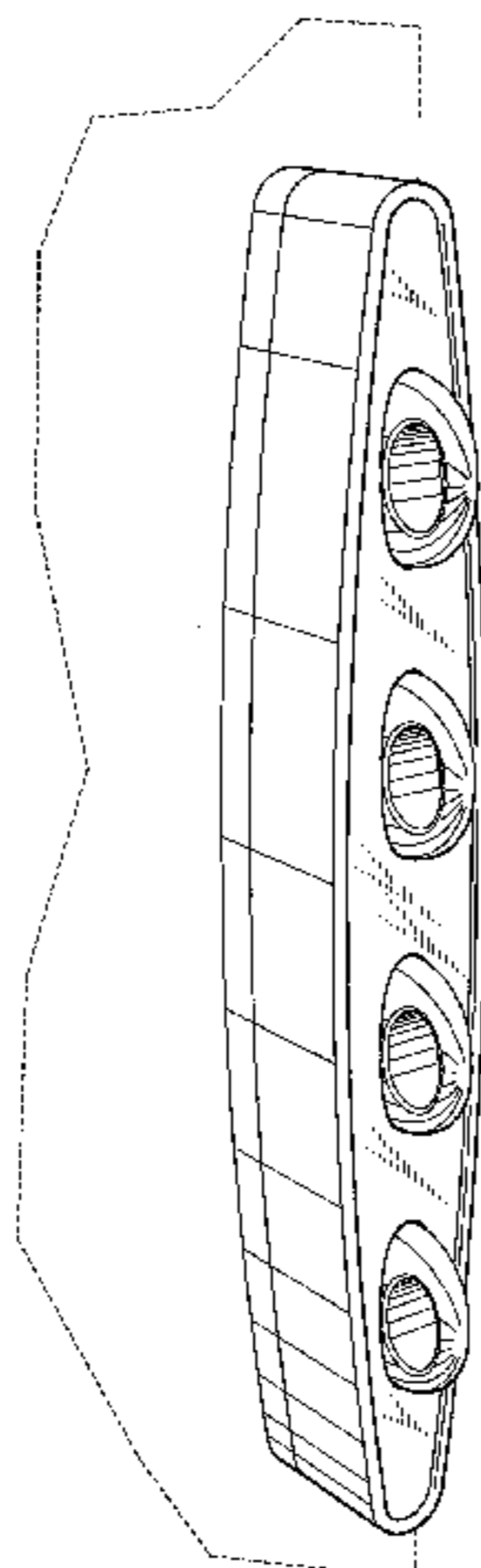
FIG. 16 is a front view of the scent modules and dock of FIG. 15; and,

FIG. 17 is a left side view of the fragrance sampler with the scent modules loaded in the dock.

The broken lines appearing in FIGS. 1-17 define the bounds of the claimed design and/or disclose environment related to the claimed design, and therefore form no part of the claimed design.

In an exemplary embodiment the nature of this product is as a device for holding a plurality of scented compositions, and providing a mechanism by which users can sample individual fragrances. The dock of the device may be mounted on a retail shelf, such as a front edge or the like, with individual scent modules being removably mounted in apertures provided in the dock.

1 Claim, 7 Drawing Sheets



# US D652,499 S

Page 2

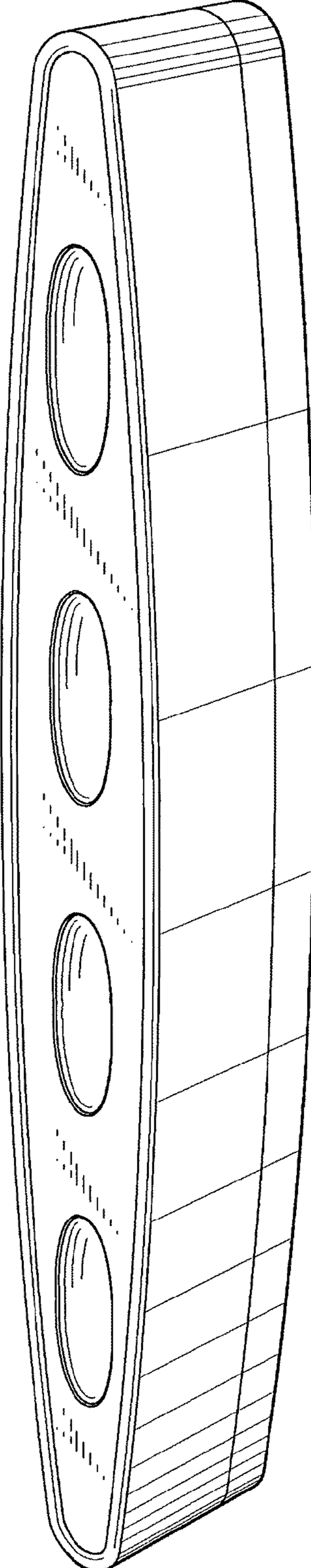
---

## U.S. PATENT DOCUMENTS

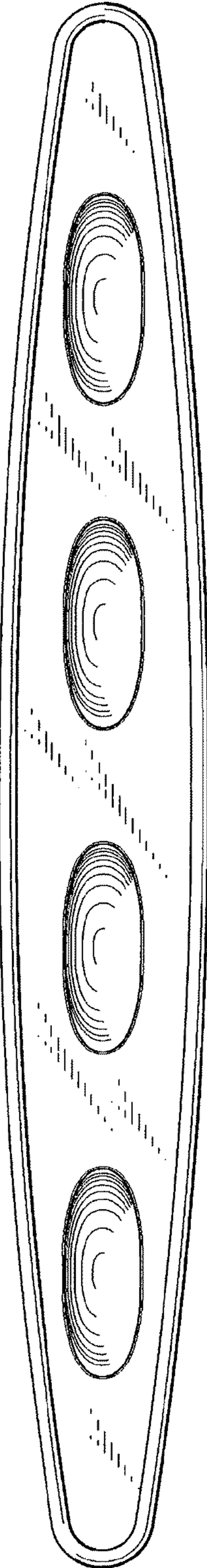
D532,506 S	11/2006	Caserta et al.	D559,589 S	1/2008	Stellon-Solimine et al.
D544,086 S	6/2007	Wu	D577,803 S	9/2008	Garcia Fabrega et al.
D551,748 S	9/2007	Butler et al.	0,577,804 A1	9/2008	Fabrega et al.
D553,730 S	10/2007	Wu	D578,199 S	10/2008	Fabrega et al.
D554,247 S	10/2007	Wu	D578,804 S	10/2008	Norman et al.
D557,785 S	12/2007	Wu	7,734,159 B2 *	6/2010	Beland et al. .... 392/390
D557,937 S	12/2007	Hafif			

\* cited by examiner


**FIG. 1**




**FIG. 2**



**FIG. 3**




**FIG. 4**

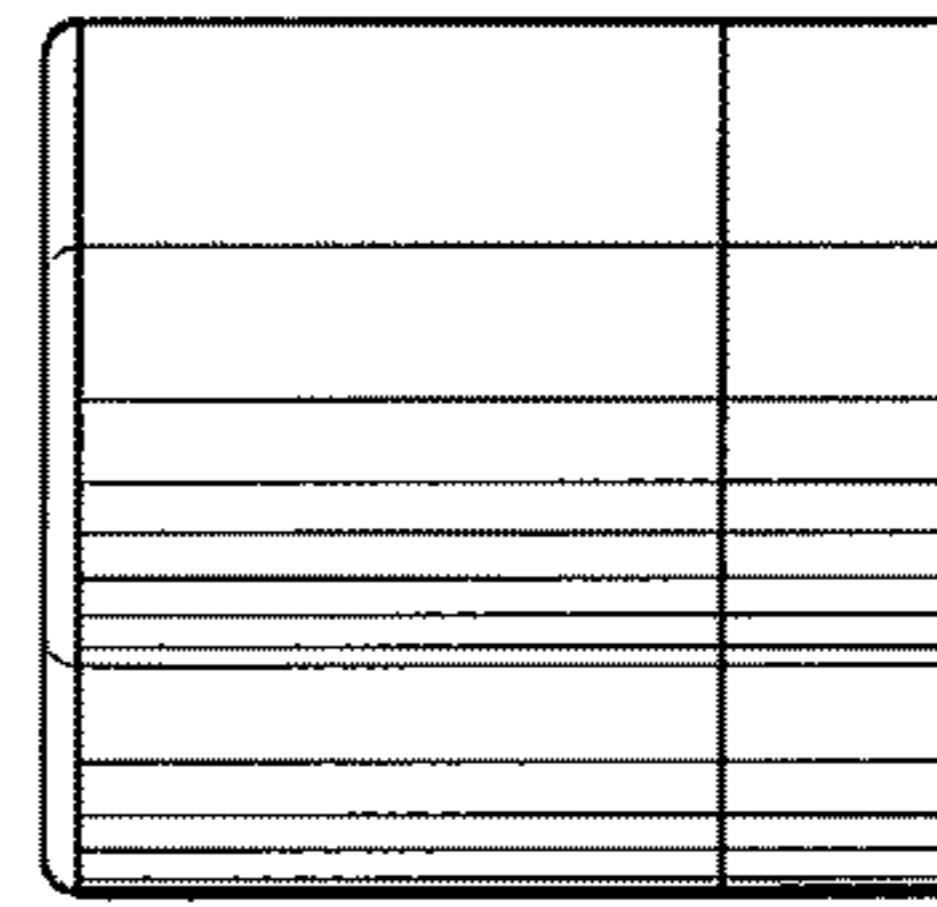




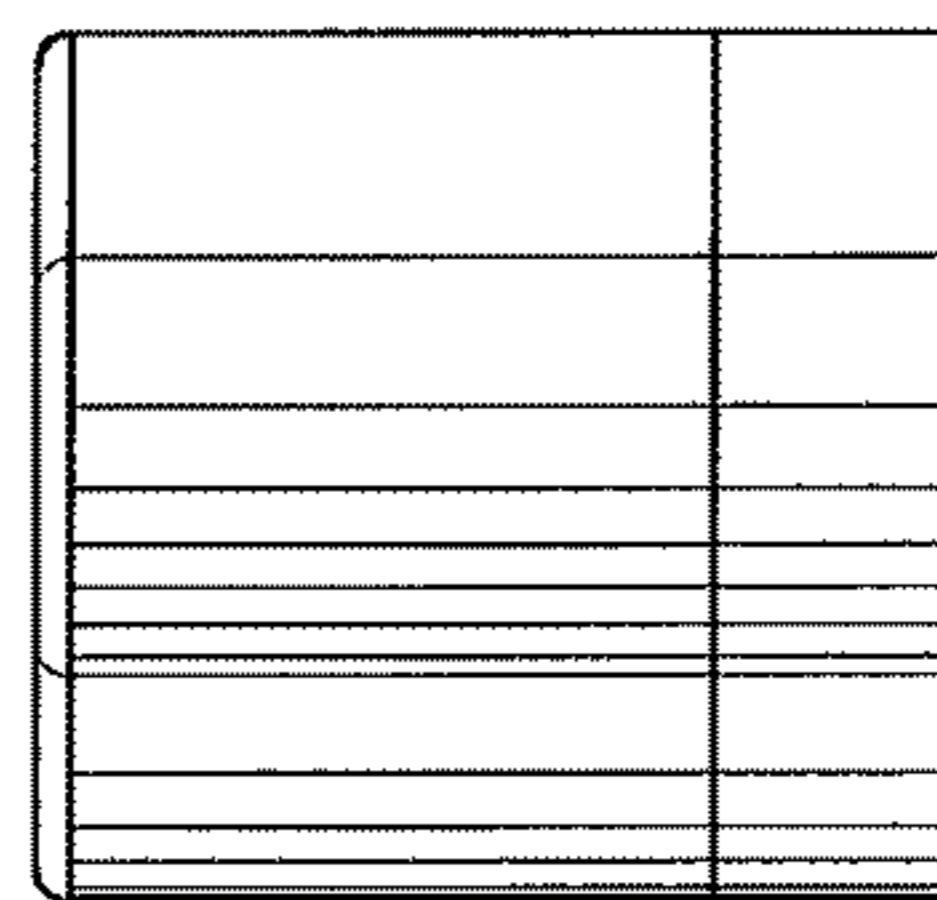
**FIG. 5**

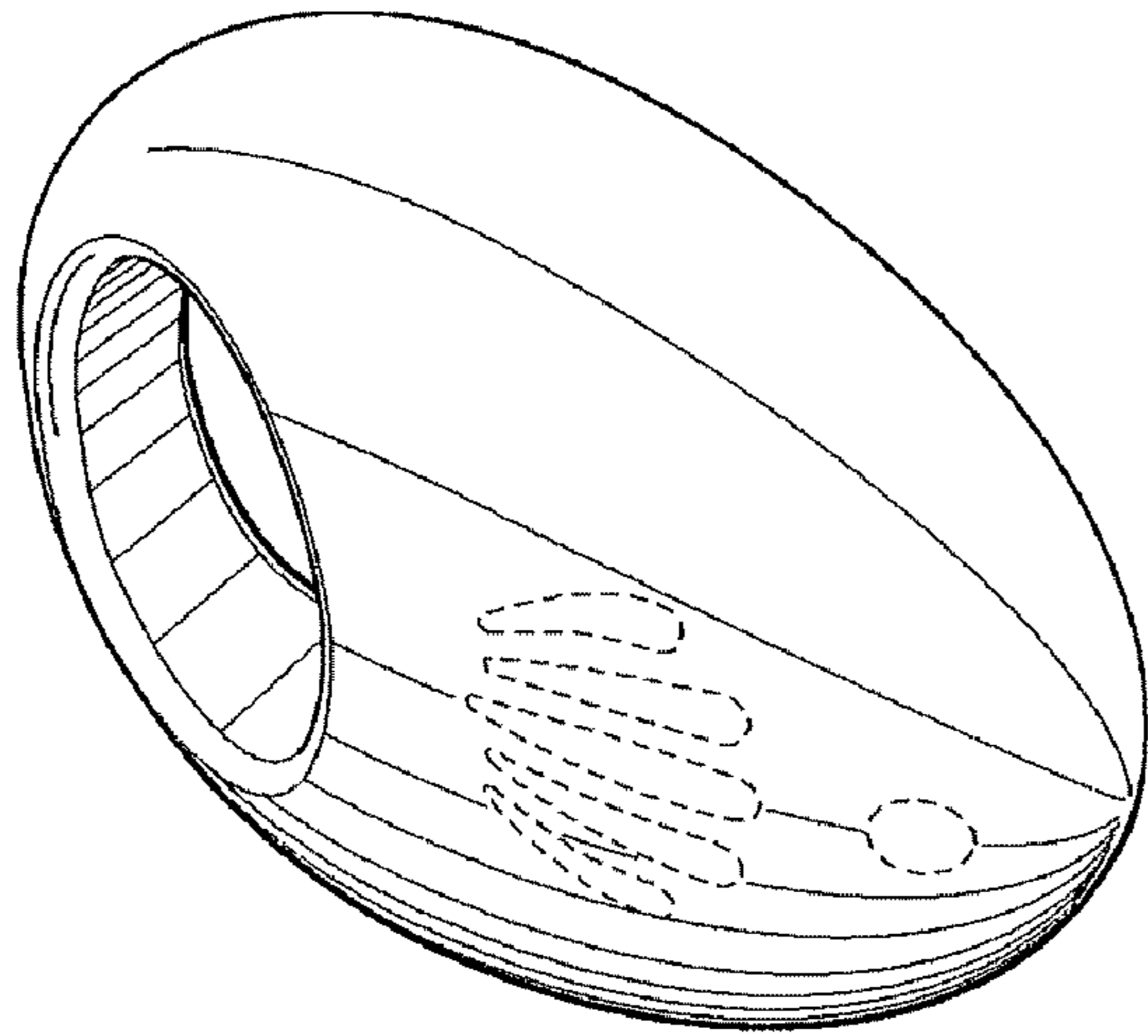


**FIG. 6**

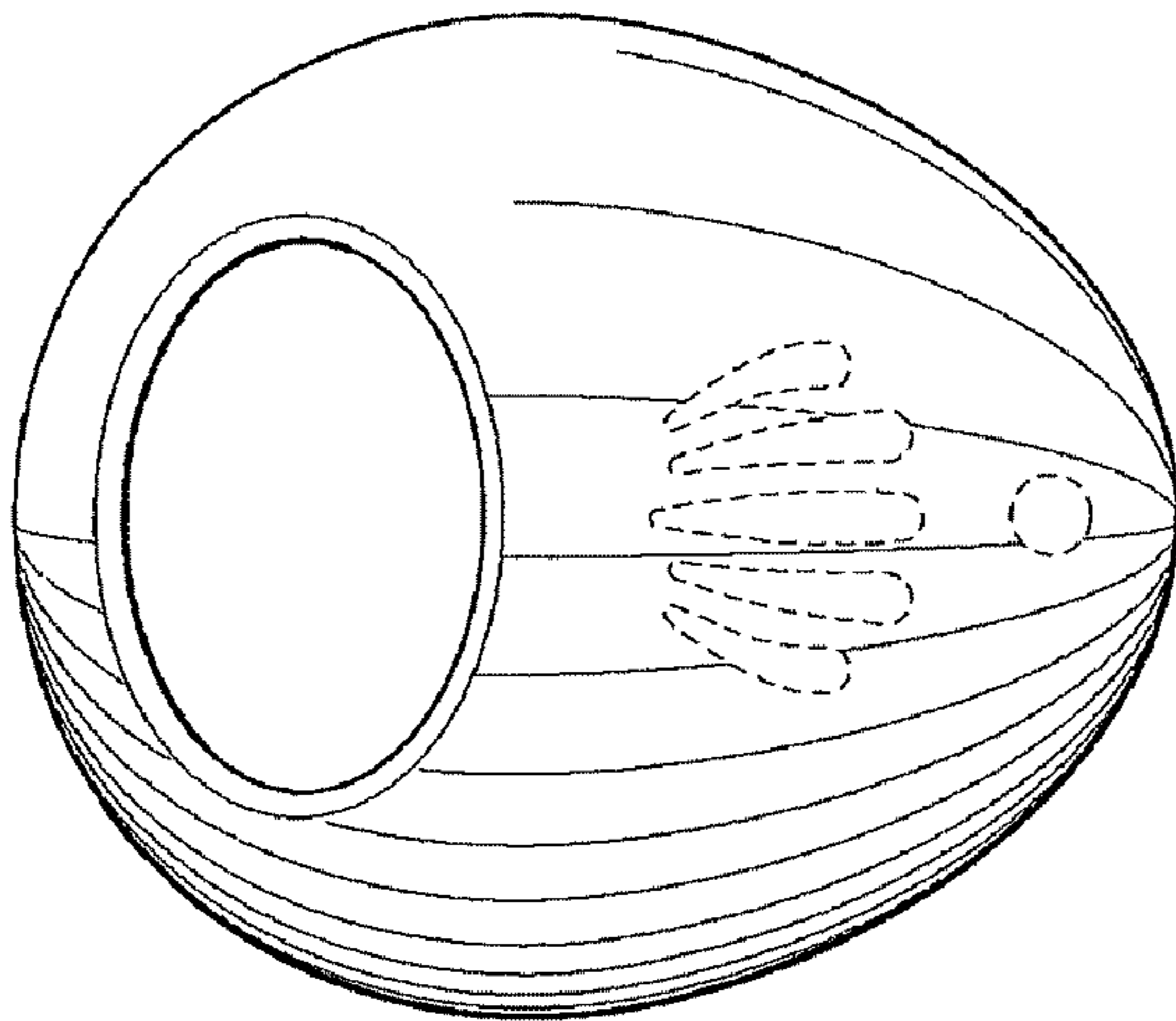


**FIG. 7**

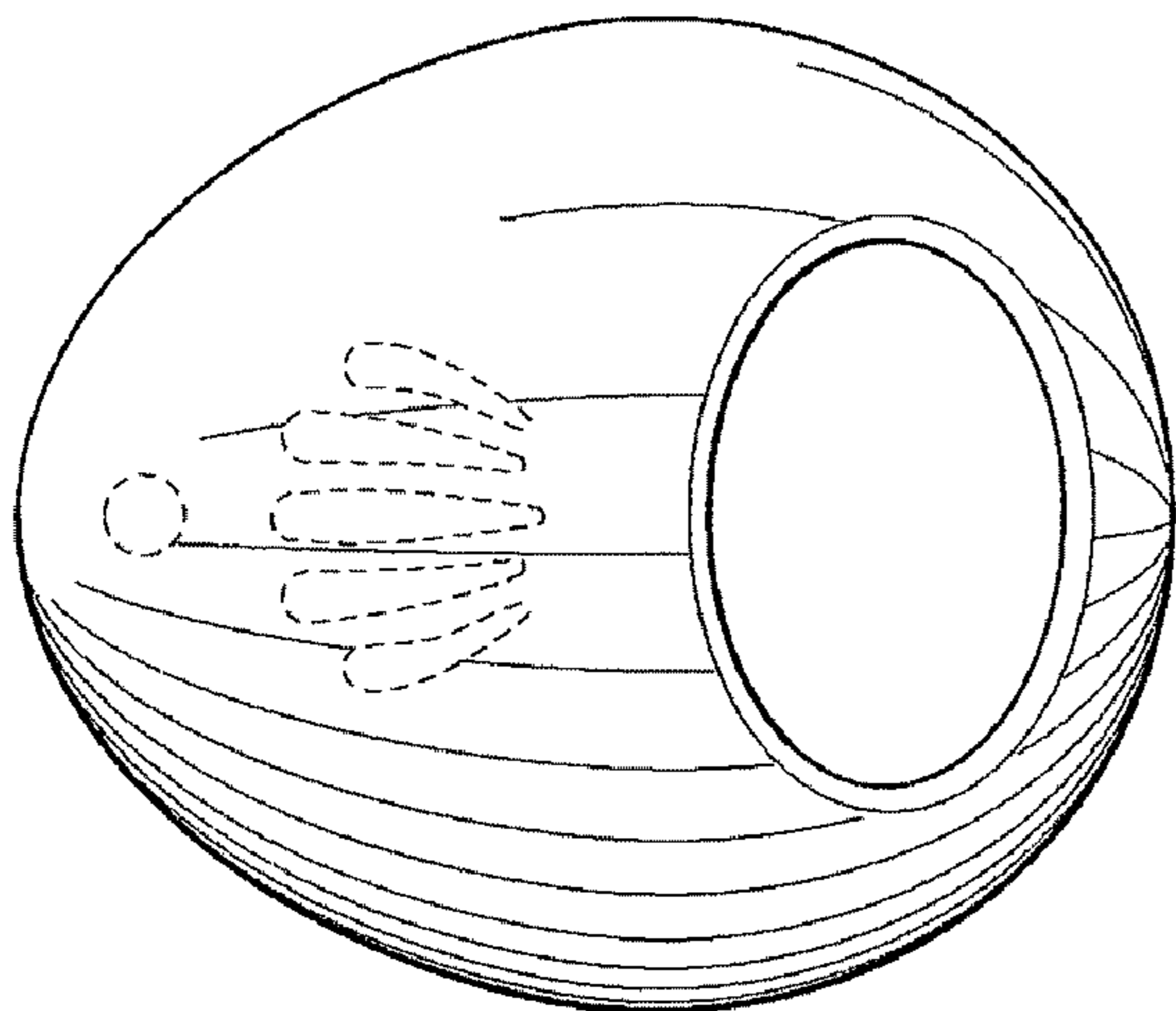




**FIG. 8**

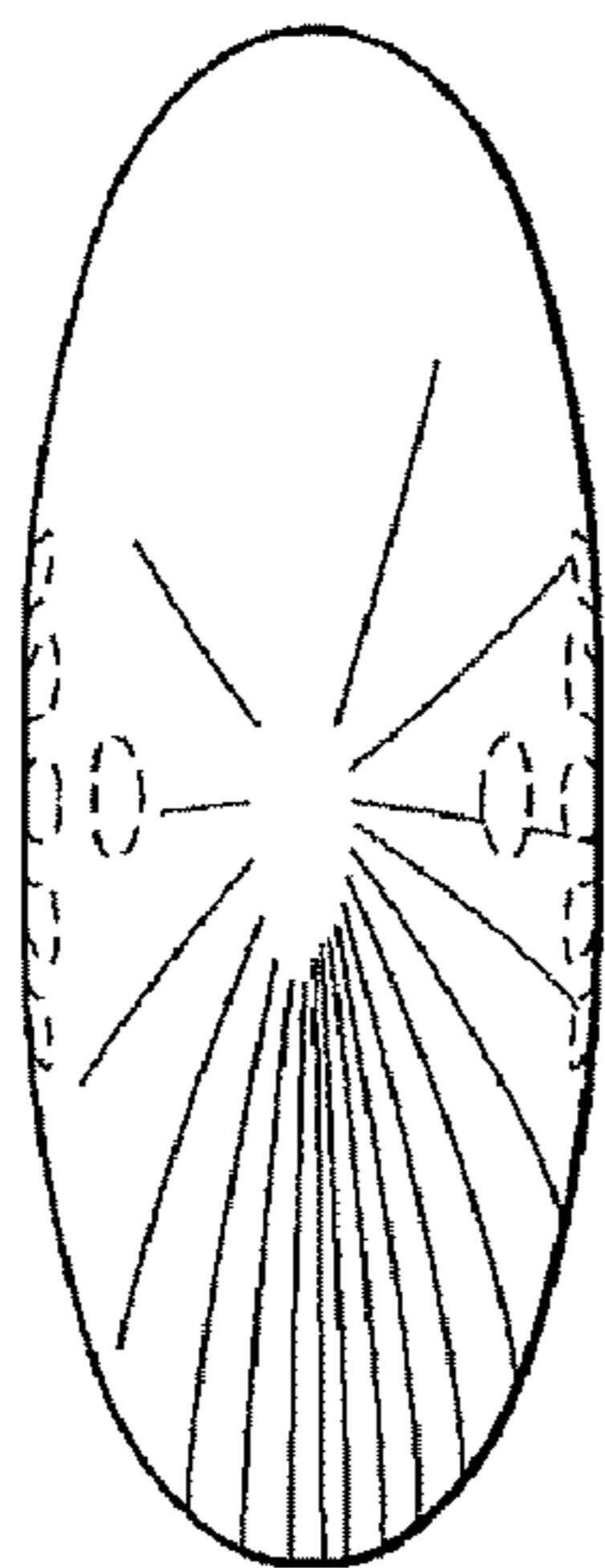


**FIG. 9**

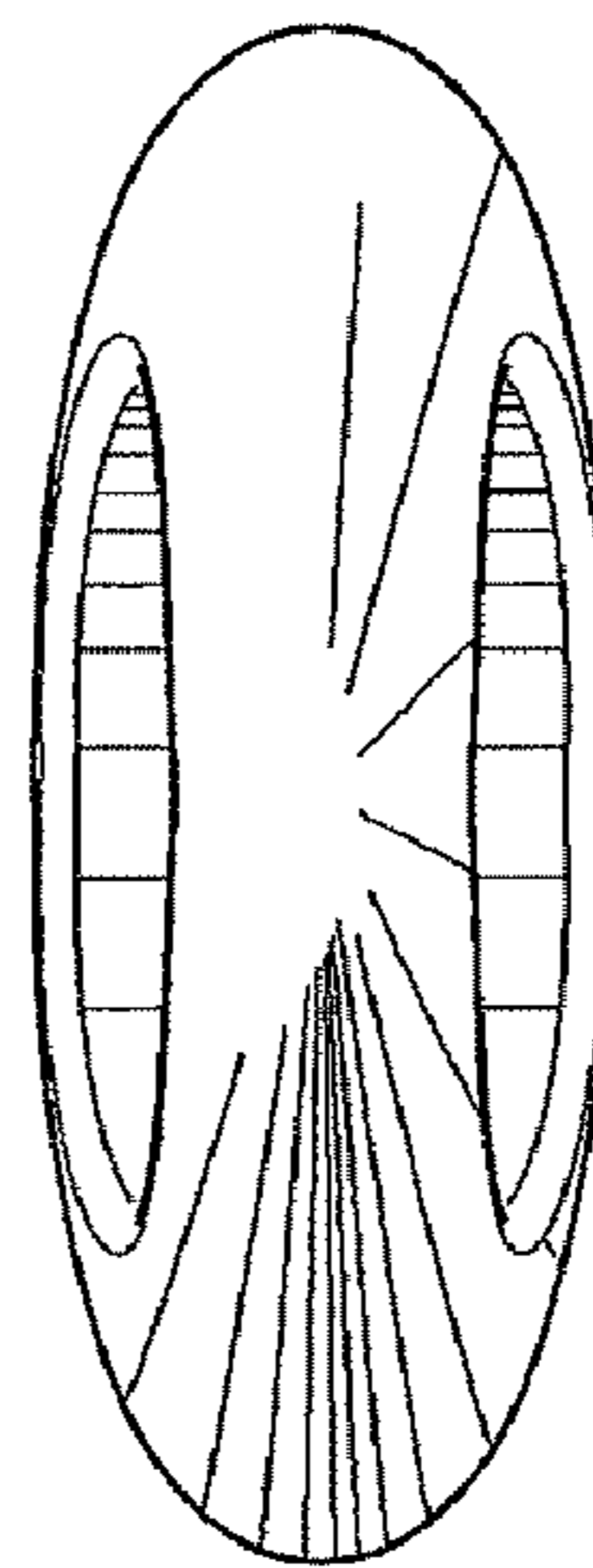


**FIG. 10**

**FIG. 11**



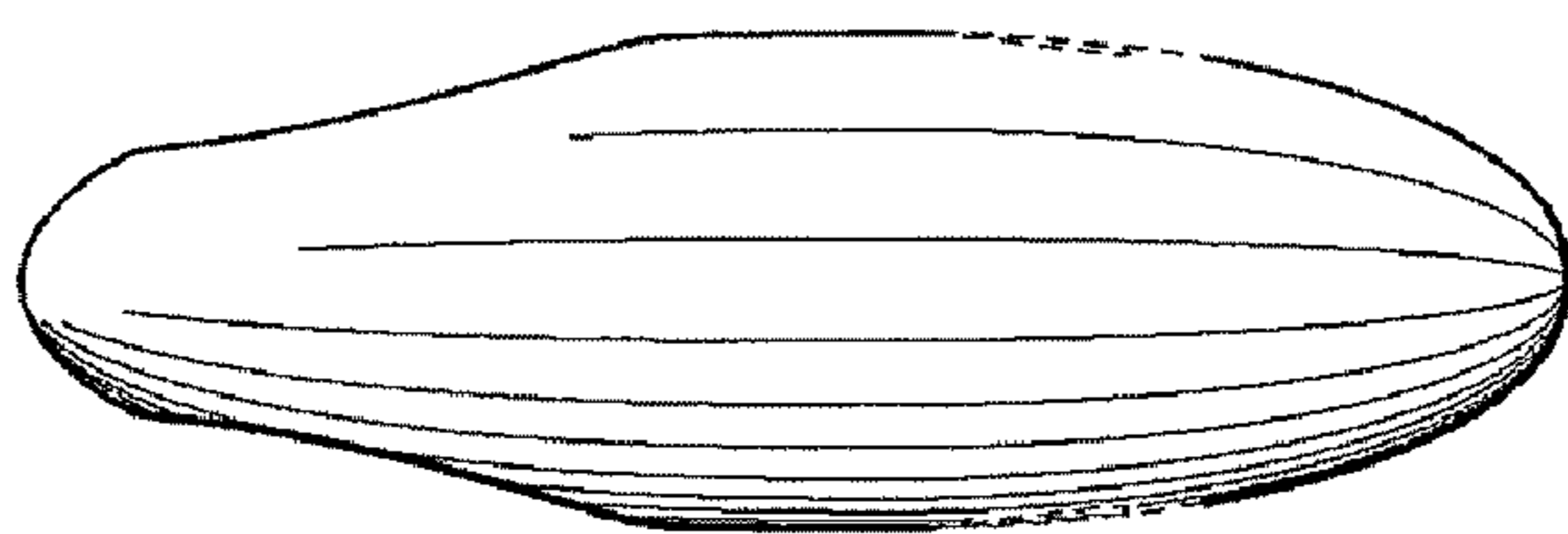
**FIG. 12**



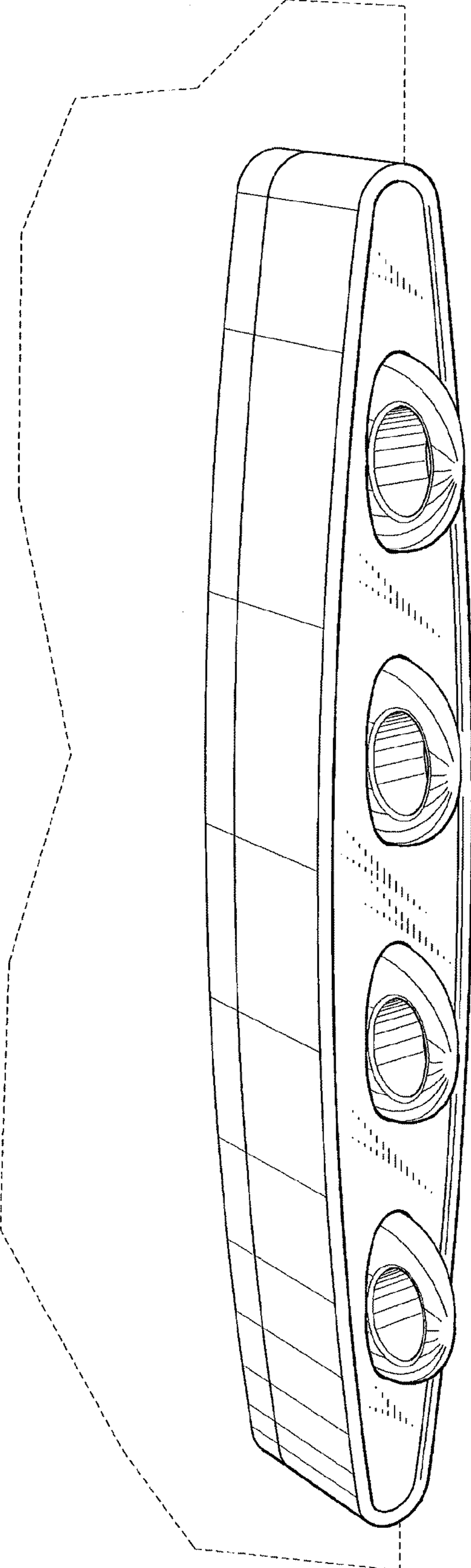
**FIG. 13**



**FIG. 14**

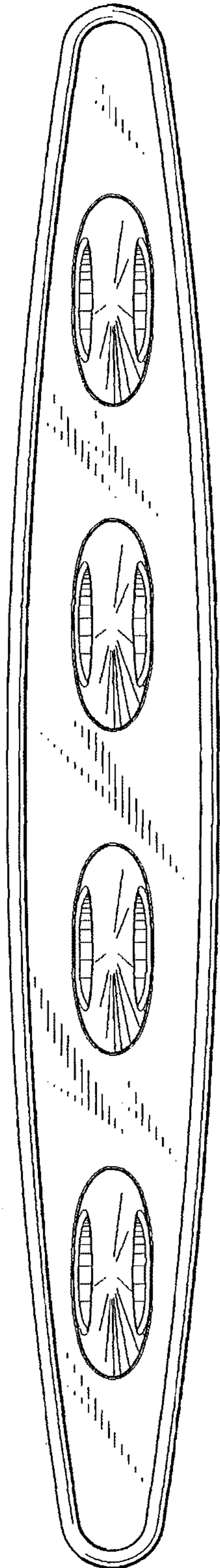


**FIG. 15**





**FIG. 16**



**FIG. 17**

