



US00D652498S

(12) **United States Design Patent**
Rafi

(10) **Patent No.:** **US D652,498 S**
(45) **Date of Patent:** **** Jan. 17, 2012**

(54) **AIR FILTER**

(75) Inventor: **Mohammad Usman Rafi**, Newcastle upon Tyne (GB)

(73) Assignee: **AAF-McQuay Inc.**, Louisville, KY (US)

(**) Term: **14 Years**

(21) Appl. No.: **29/397,049**

(22) Filed: **Jul. 11, 2011**

Related U.S. Application Data

(63) Continuation of application No. 29/376,143, filed on Oct. 1, 2010, now Pat. No. Des. 641,461.

(51) **LOC (9) Cl.** **23-04**

(52) **U.S. Cl.** **D23/365**

(58) **Field of Classification Search** D23/365, D23/209, 363, 358, 386, 354, 341, 364, 393, D23/372, 387; 55/385.3, 502, 497, 506, 55/505, 521, 495, 422, 493, DIG. 30; 210/435, 210/130, 136, 248, 339, 448, 452, 497.1; 454/354, 256, 367; D32/31; D15/5
See application file for complete search history.

(56) **References Cited**

U.S. PATENT DOCUMENTS

2,433,544 A * 12/1947 Blake et al. 454/354
D260,422 S * 8/1981 Husted D23/209
D288,230 S * 2/1987 Thatcher D23/263
D376,640 S * 12/1996 Kloster D23/365

5,775,988 A * 7/1998 Eakin 454/256
6,136,077 A * 10/2000 Walker 55/385.3
D455,826 S * 4/2002 Gillingham et al. D23/365
6,796,100 B1 * 9/2004 Venezia 454/367
D528,646 S * 9/2006 Stout, Jr. D23/393
D537,931 S * 3/2007 Kashimura D23/372
D538,917 S * 3/2007 Kashimura D23/372
D571,450 S * 6/2008 Brown D23/387
D620,585 S * 7/2010 Adair et al. D23/387

* cited by examiner

Primary Examiner — David Muller

(74) *Attorney, Agent, or Firm* — John F. Salazar; Scott W. Higdon; Middleton Reutlinger

(57) **CLAIM**

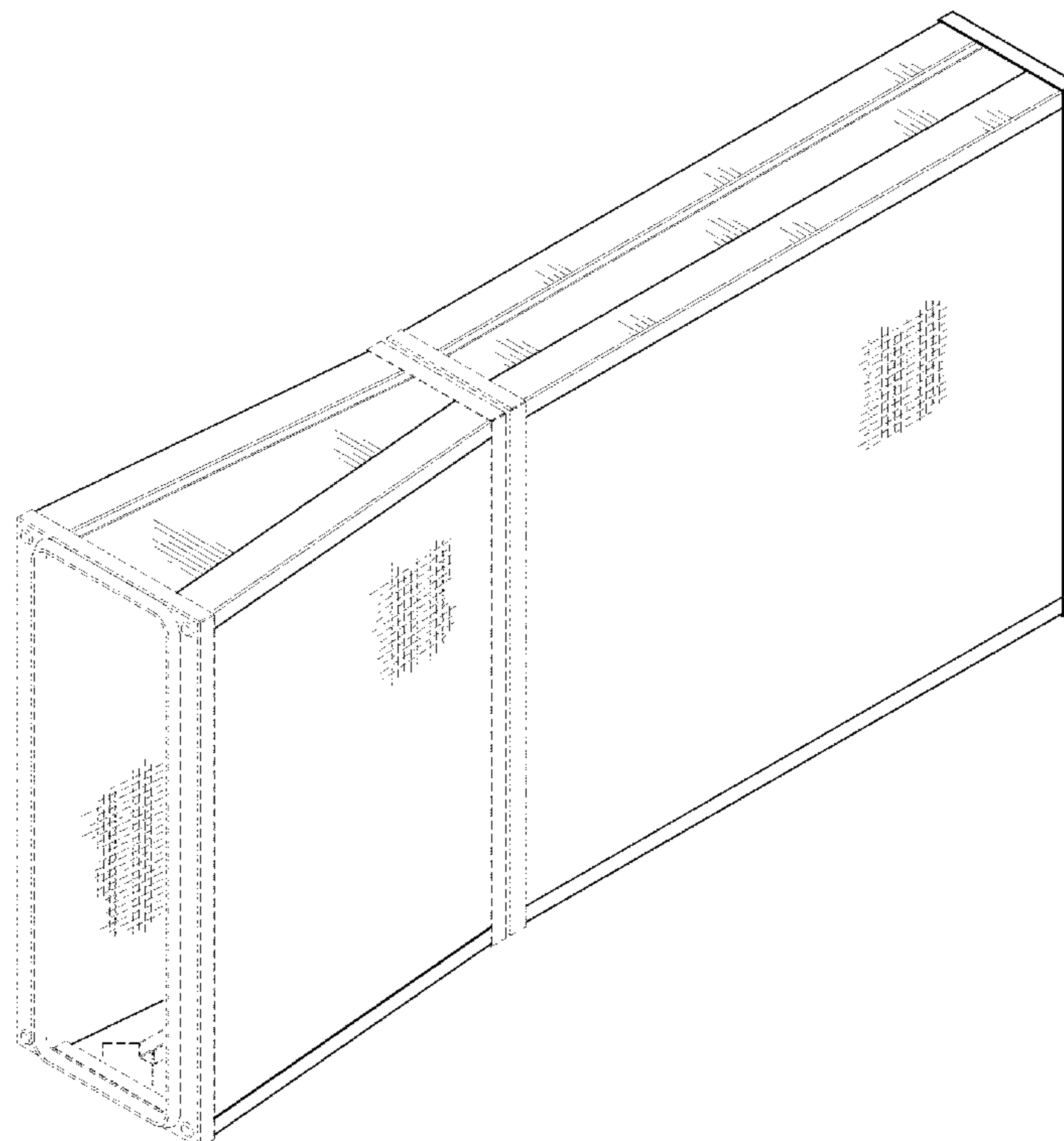
The ornamental design for an air filter, as shown and described.

DESCRIPTION

FIG. 1 is a upper perspective view of the air filter of the present invention;
FIG. 2 is a lower perspective view thereof;
FIG. 3 is a rear view thereof;
FIG. 4 is a front view thereof;
FIG. 5 is a left side view thereof, the right side view being a mirror image thereof; and,
FIG. 6 is a top view thereof, the bottom view being a mirror image thereof.

The features shown in broken lines depict environmental structure only and form no part of the claimed design.

1 Claim, 5 Drawing Sheets



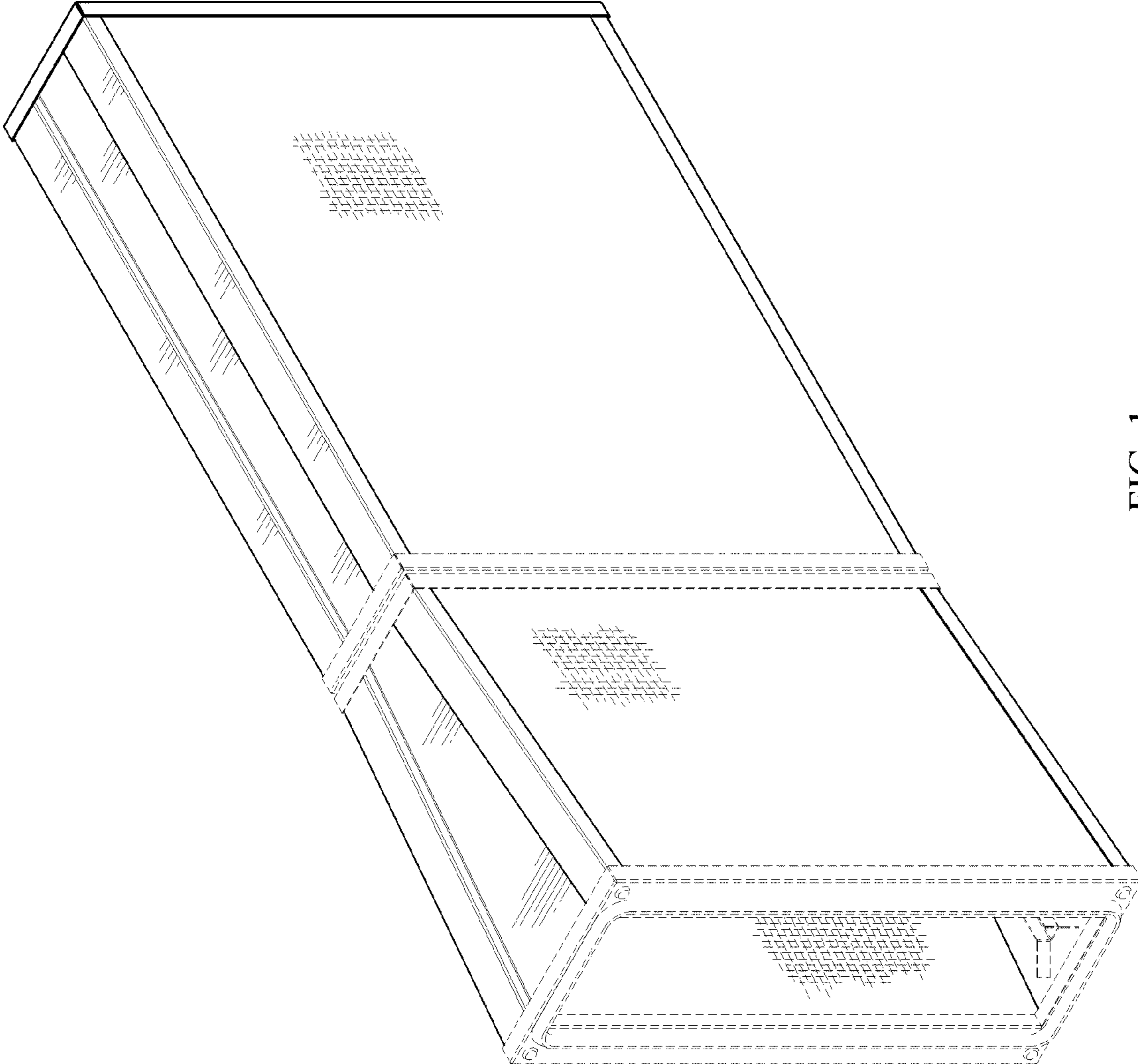


FIG. 1

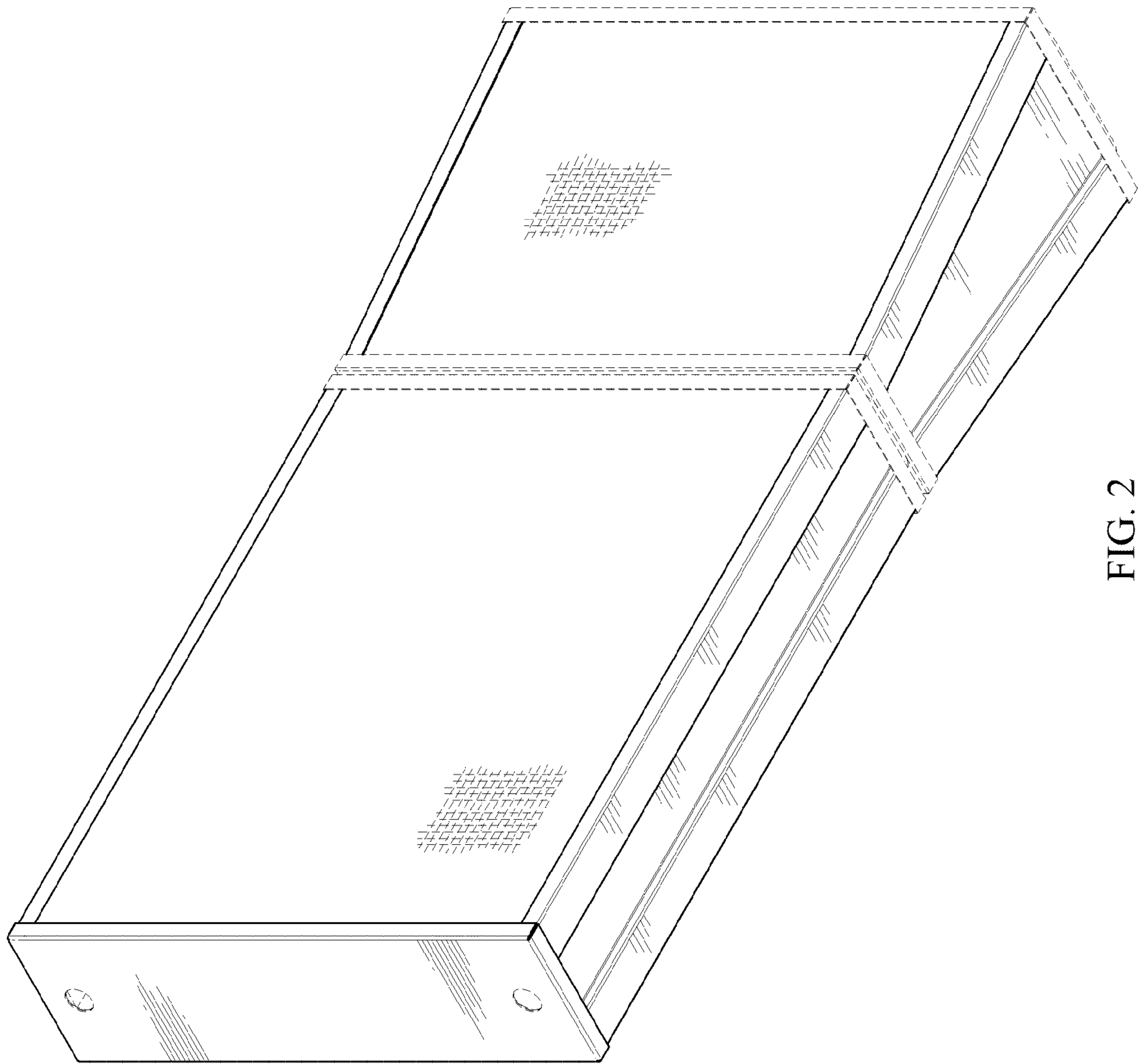


FIG. 2

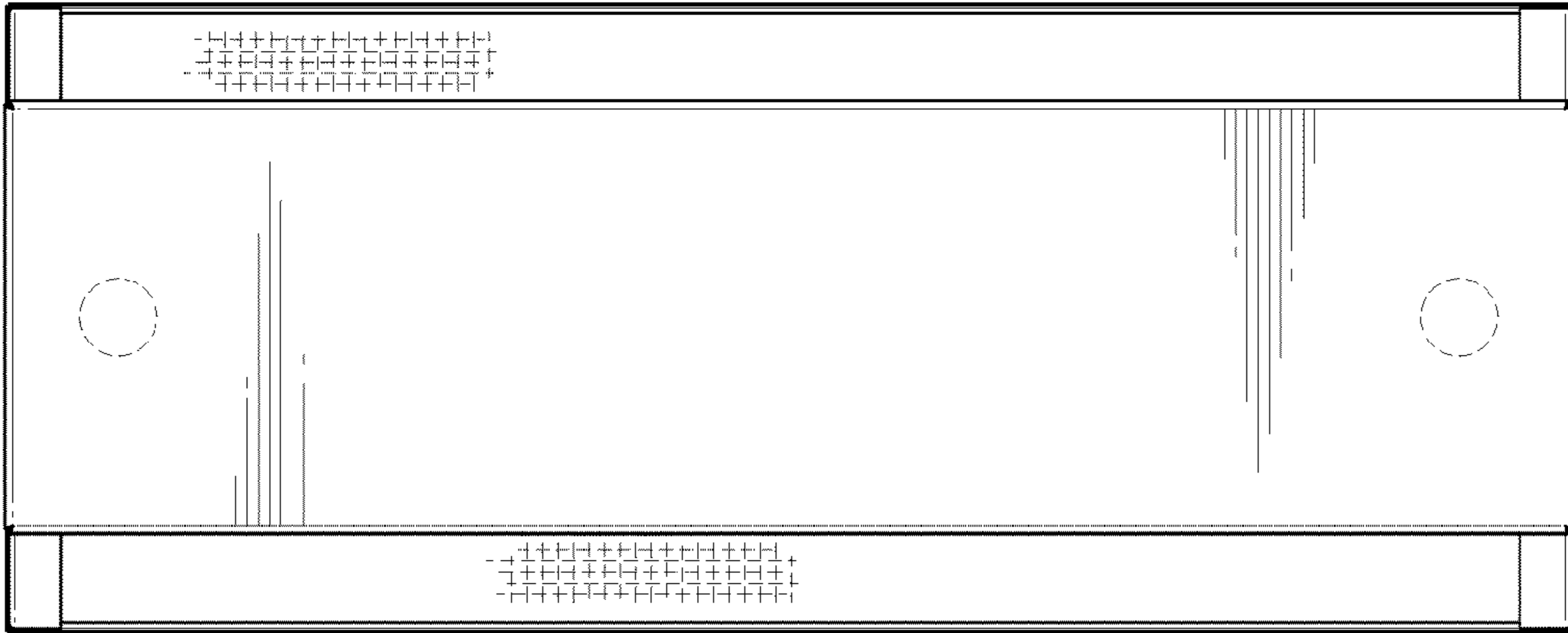


FIG. 4



FIG. 3




FIG. 5

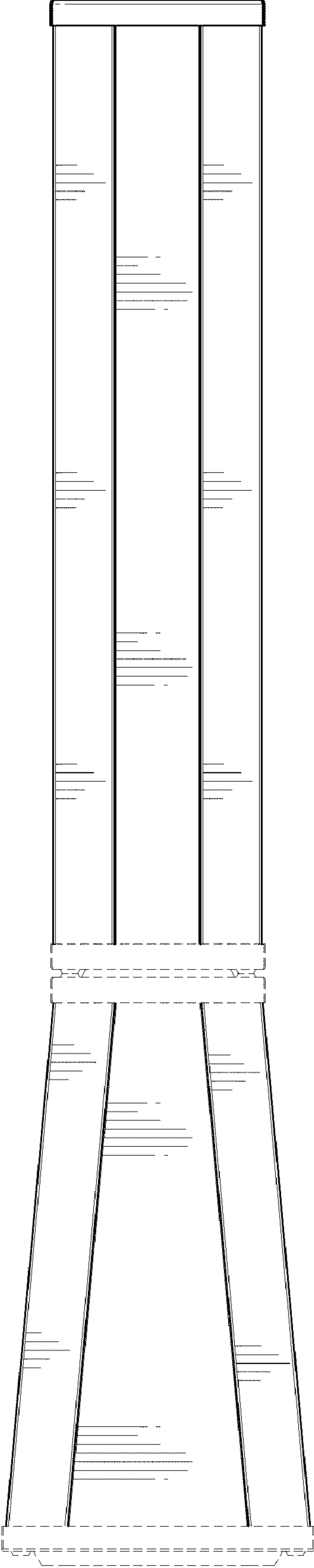


FIG. 6