



US00D652463S

(12) **United States Design Patent**  
**Hoff**

(10) **Patent No.:** **US D652,463 S**

(45) **Date of Patent:** **\*\* Jan. 17, 2012**

(54) **BAT**

(76) **Inventor:** **Kevin Hoff, Snohomish, WA (US)**

(\*\*) **Term:** **14 Years**

(21) **Appl. No.:** **29/389,876**

(22) **Filed:** **Apr. 18, 2011**

(51) **LOC (9) Cl.** ..... **21-02**

(52) **U.S. Cl.** ..... **D21/725**

(58) **Field of Classification Search** ..... D21/725;  
473/564-568, 457, 453

See application file for complete search history.

(56) **References Cited**

**U.S. PATENT DOCUMENTS**

3,122,365	A *	2/1964	August	.....	473/453
3,819,179	A *	6/1974	Ambler et al.	.....	473/457
4,274,631	A *	6/1981	Hayazaki	.....	473/457

D310,114	S *	8/1990	Catherall	.....	D21/725
5,803,840	A *	9/1998	Young	.....	473/457
D476,054	S *	6/2003	Palmisciano, Jr.	.....	D21/725
D572,779	S *	7/2008	Penfold	.....	D21/725
D622,792	S *	8/2010	Lake	.....	D21/725

\* cited by examiner

*Primary Examiner* — Mitchell Siegel

(74) *Attorney, Agent, or Firm* — Egbert Law Offices PLLC

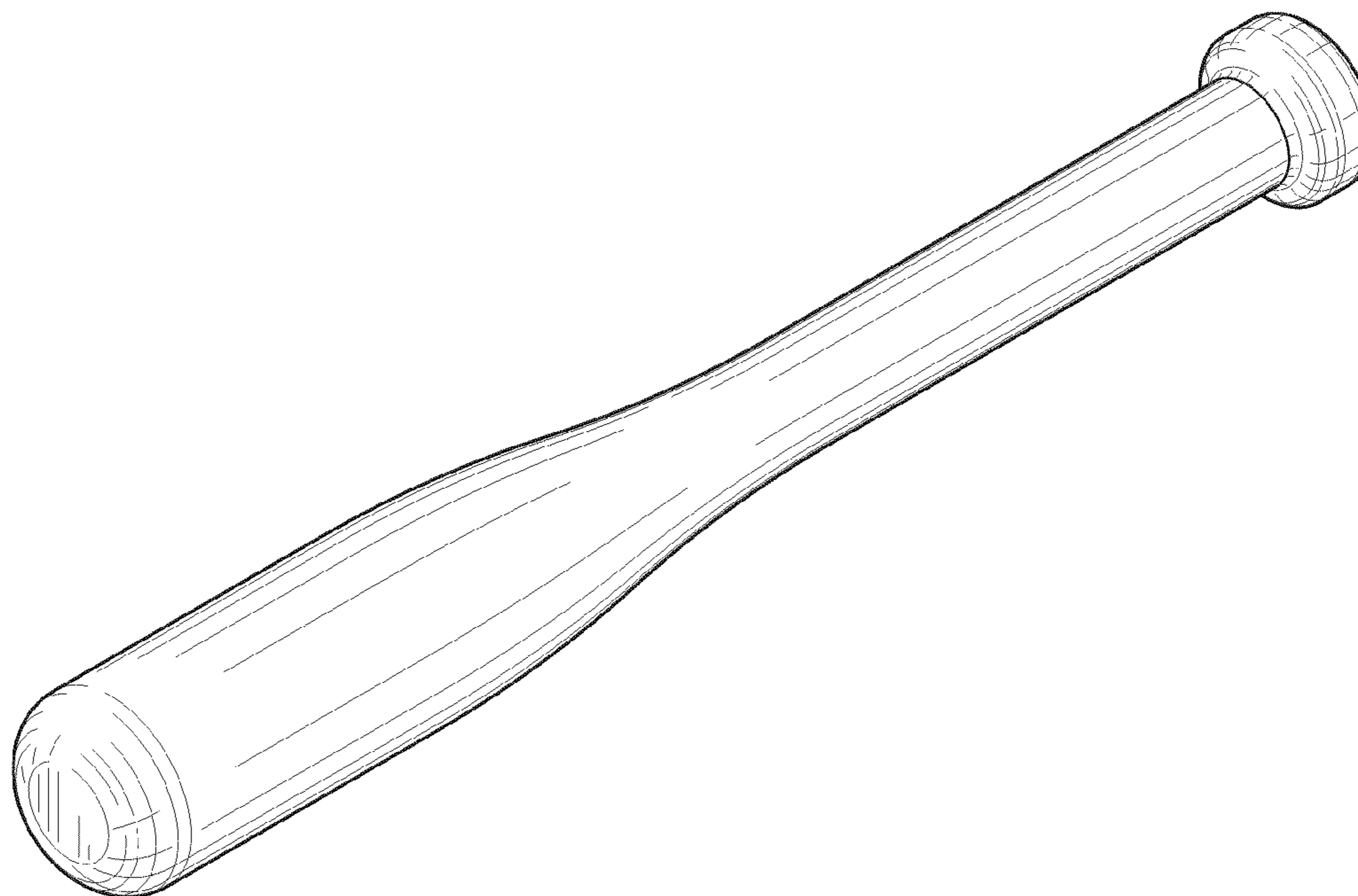
(57) **CLAIM**

The ornamental design for a bat, as shown and described.

**DESCRIPTION**

FIG. 1 is a perspective view of a bat showing my design;  
FIG. 2 is a side view thereof;  
FIG. 3 is a top view thereof; and,  
FIG. 4 is a bottom view thereof.

**1 Claim, 1 Drawing Sheet**



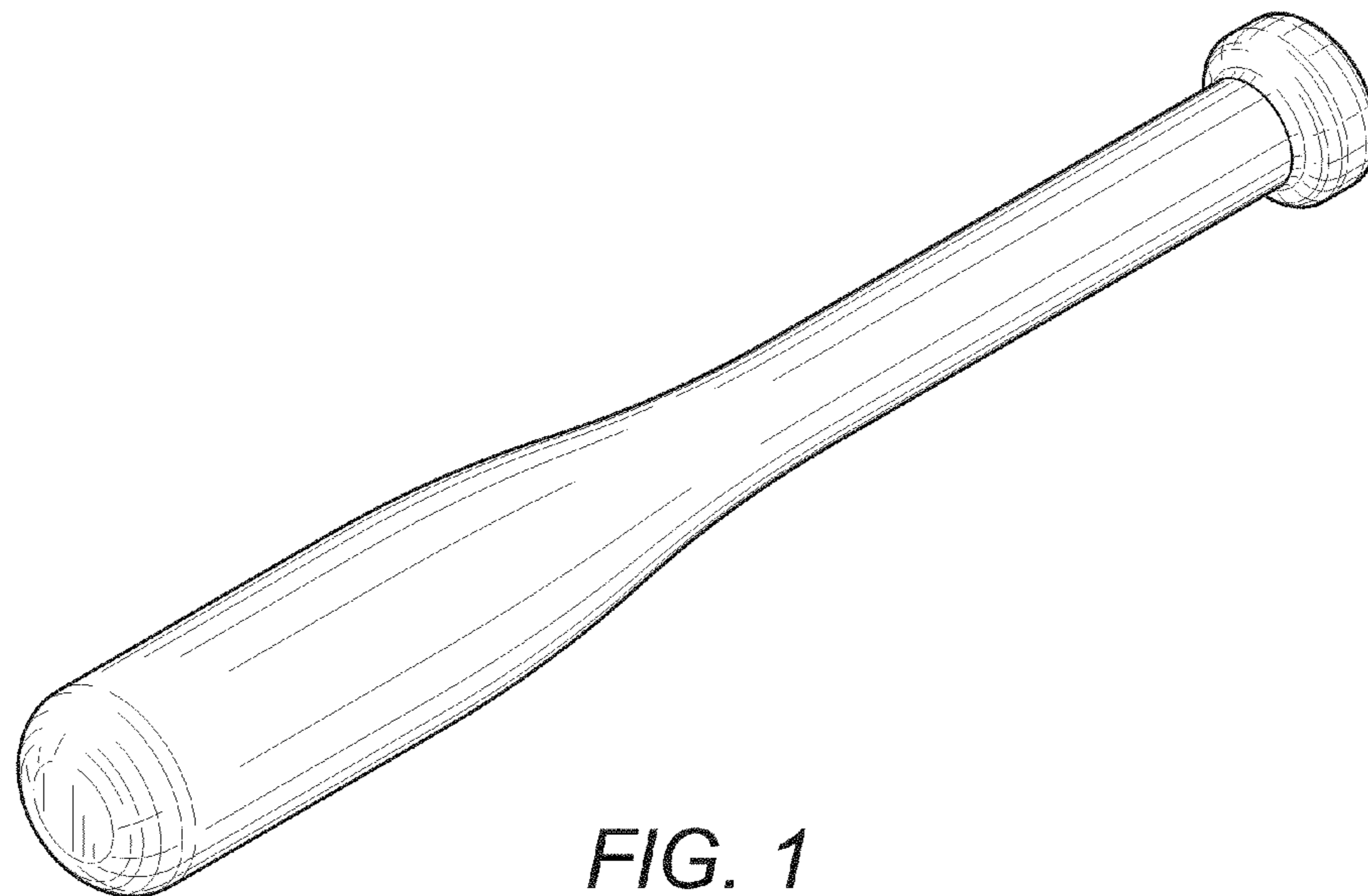


FIG. 1

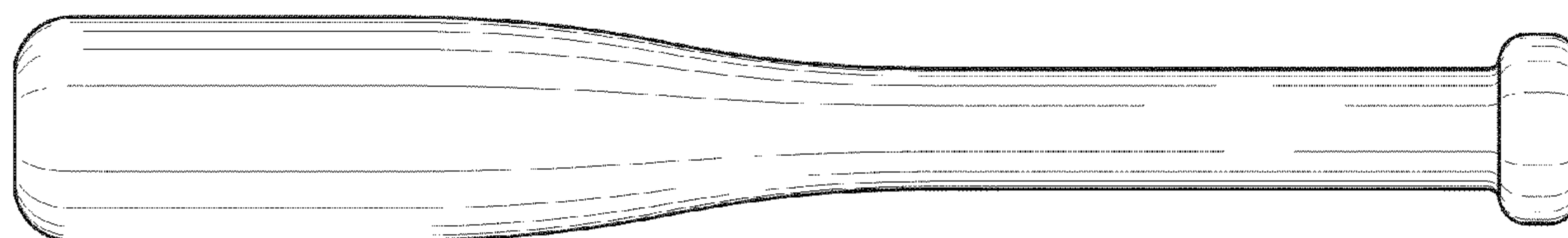


FIG. 2

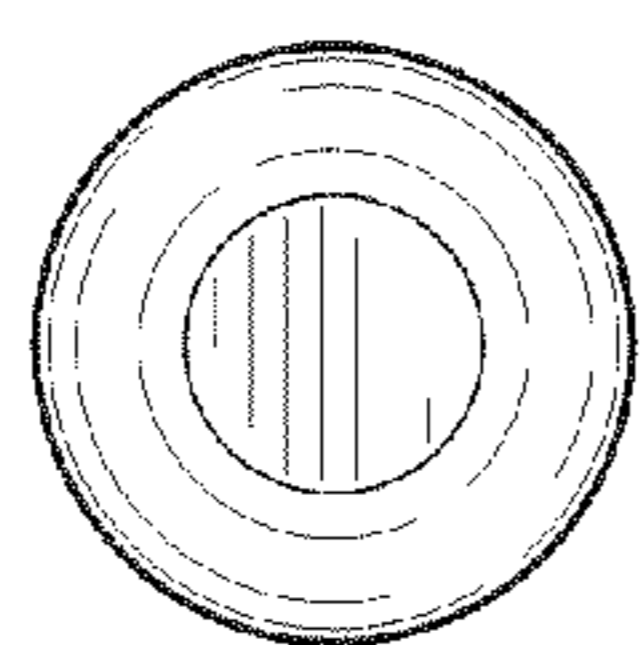


FIG. 3

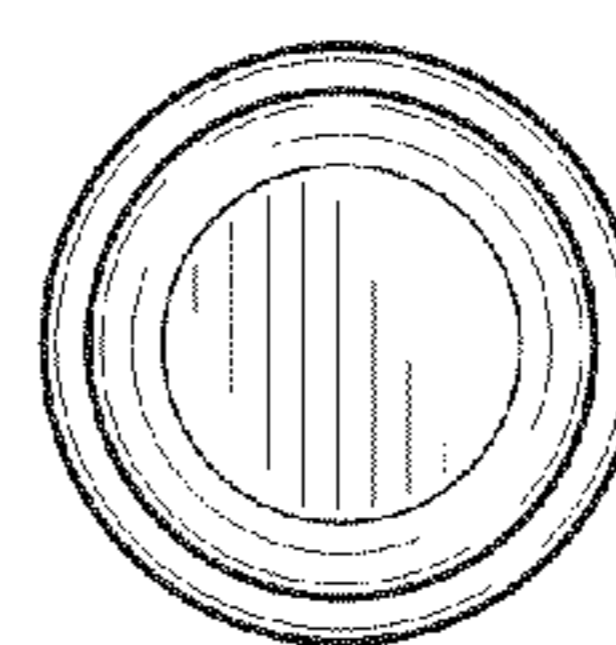


FIG. 4