



US00D652434S

(12) **United States Design Patent**  
**Sun et al.**

(10) **Patent No.:** **US D652,434 S**  
(45) **Date of Patent:** **\*\* Jan. 17, 2012**

(54) **FREEZER**

(56) **References Cited**

(75) Inventors: **Jing Sun**, Hefei (CN); **Chaoyang Zhang**, Hefei (CN); **Shilin Tang**, Hefei (CN); **Yanli Wu**, Hefei (CN); **Ruhua Ma**, Hefei (CN); **Jianmin Li**, Hefei (CN); **Jiachun Zhang**, Hefei (CN); **Yongxue Chen**, Hefei (CN)

U.S. PATENT DOCUMENTS

D217,074	S	*	3/1970	Jones	.....	D15/83
3,959,982	A	*	6/1976	Denis et al.	.....	62/223
D256,587	S	*	8/1980	Tatsumi	.....	D15/83
D285,692	S	*	9/1986	Albiez	.....	D15/81
4,826,010	A	*	5/1989	Jahr et al.	.....	220/592.1
4,870,735	A	*	10/1989	Jahr et al.	.....	29/890.035
4,893,478	A	*	1/1990	Kruck et al.	.....	62/126
5,671,991	A	*	9/1997	Grant	.....	D15/83
D500,057	S	*	12/2004	Reuter	.....	D15/83
D551,259	S	*	9/2007	Wilson	.....	D15/79

(73) Assignees: **Hefei Midea Rongshida Refrigerator Co., Ltd.**, Hefei, Anhui (CN); **Hefei Hauling Co., Ltd.**, Anhui (CN)

\* cited by examiner

(\*\*) Term: **14 Years**

Primary Examiner — Mitchell Siegel

(74) Attorney, Agent, or Firm — Steptoe & Johnson LLP

(21) Appl. No.: **29/371,230**

(57) **CLAIM**

The ornamental design for a freezer, as shown and described.

(22) Filed: **Dec. 8, 2010**

**DESCRIPTION**

(30) **Foreign Application Priority Data**

Oct. 14, 2010 (CN) ..... 2010 3 0554187

(51) **LOC (9) Cl.** ..... **15-07**


(52) **U.S. Cl.** ..... **D15/83**

(58) **Field of Classification Search** ..... D15/79,  
D15/81, 83, 89, 91; 220/592.1; 29/890.035,  
29/890.038, 460, 469.5; 62/223, 371, 457.9,  
62/512, 126, 127, 298, 326, 449

FIG. 1 is a front and right side perspective view of a freezer embodying the inventive ornamental design;  
FIG. 2 is a front elevation view of the apparatus of FIG. 1 embodying the inventive design;  
FIG. 3 is a back elevation view of the apparatus of FIG. 1 embodying the inventive design;  
FIG. 4 is a left side elevation view of the apparatus of FIG. 1 embodying the inventive design;  
FIG. 5 is a right elevation view of the apparatus of FIG. 1 embodying the inventive design;  
FIG. 6 is a top plan view of the apparatus of FIG. 1 embodying the inventive design; and,  
FIG. 7 is an enlarged elevation view of the grate as disclosed in FIGS. 1 and 5.

See application file for complete search history.

**1 Claim, 4 Drawing Sheets**



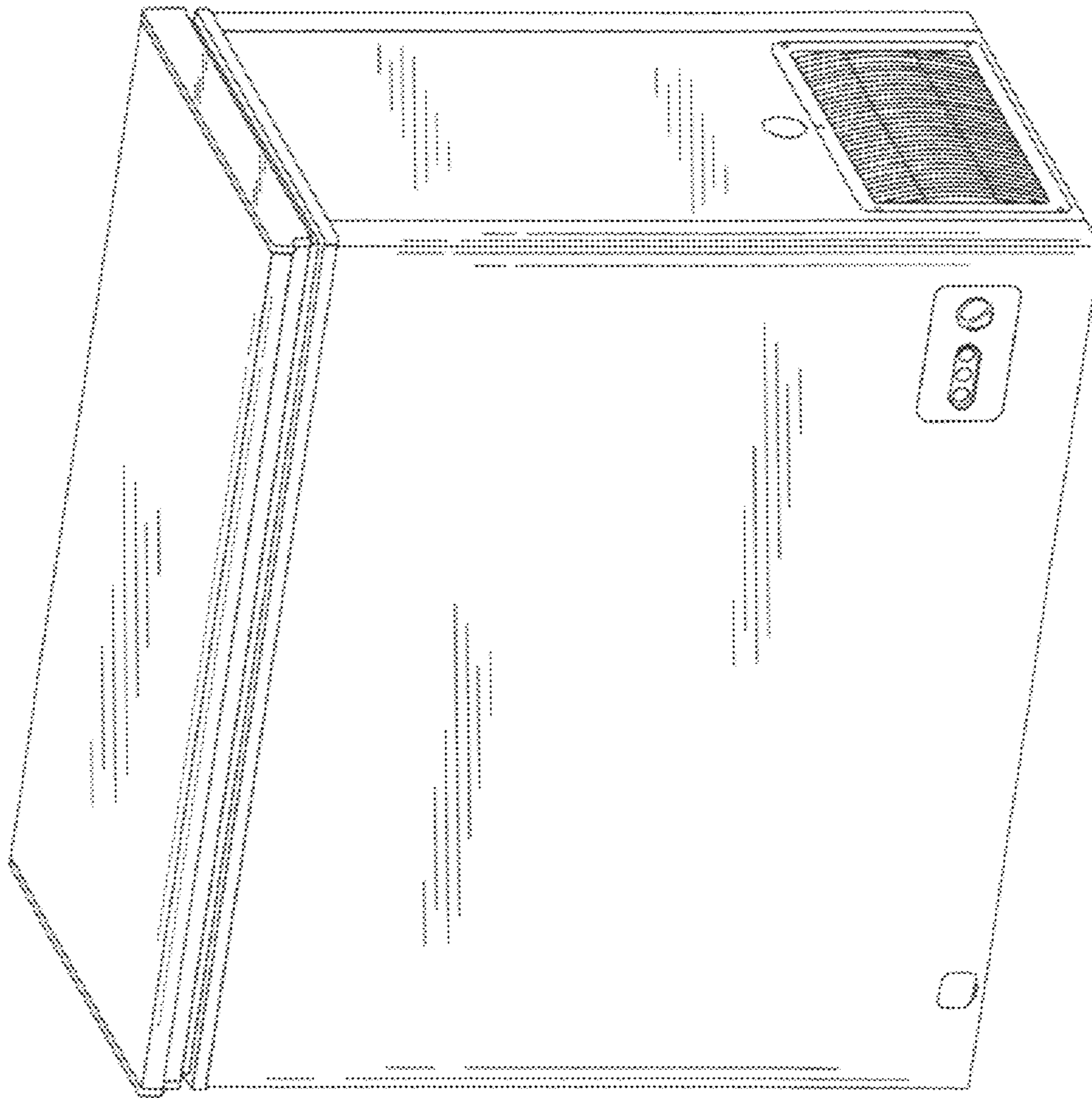


FIG. 1

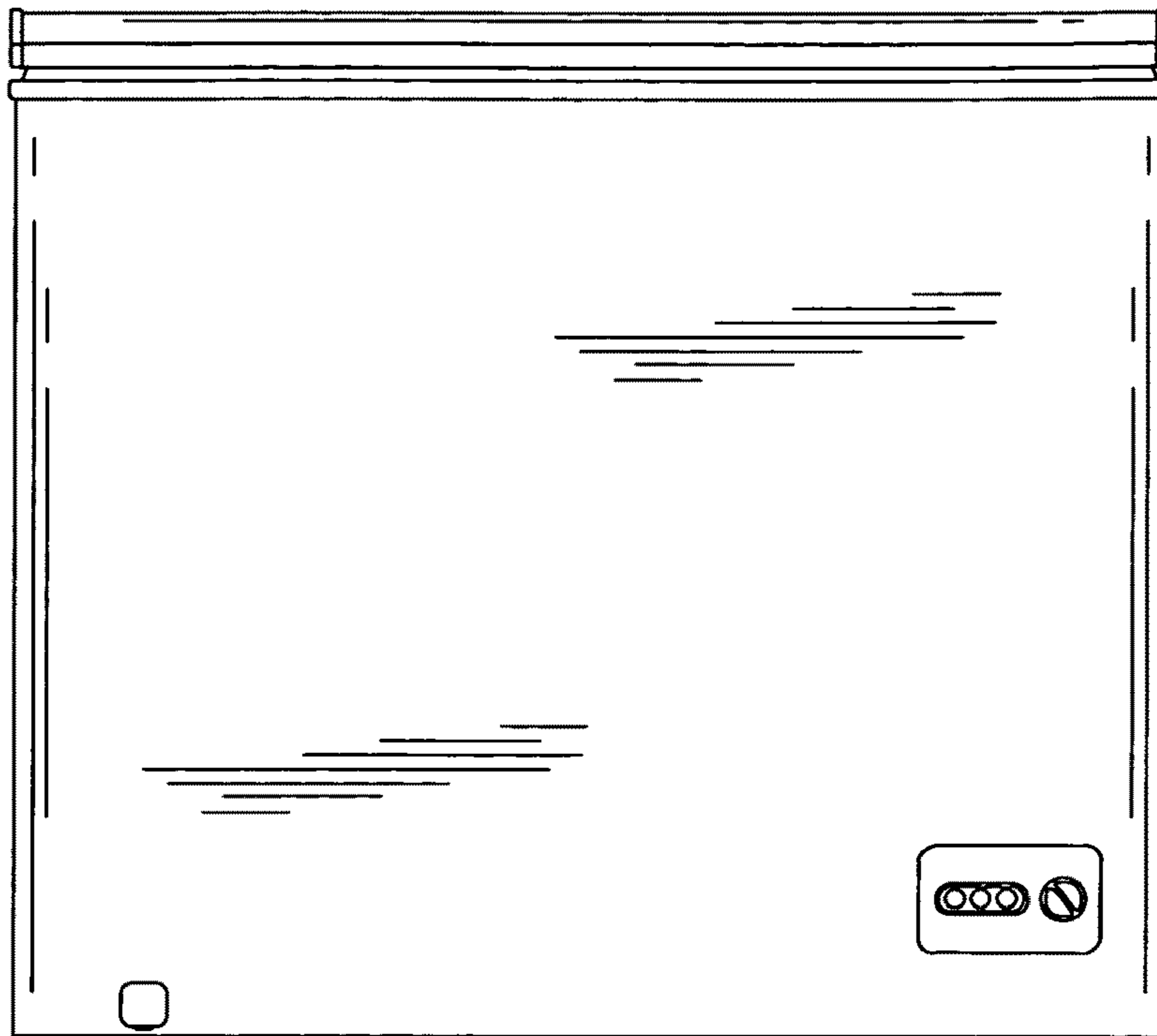


FIG. 2




FIG. 3

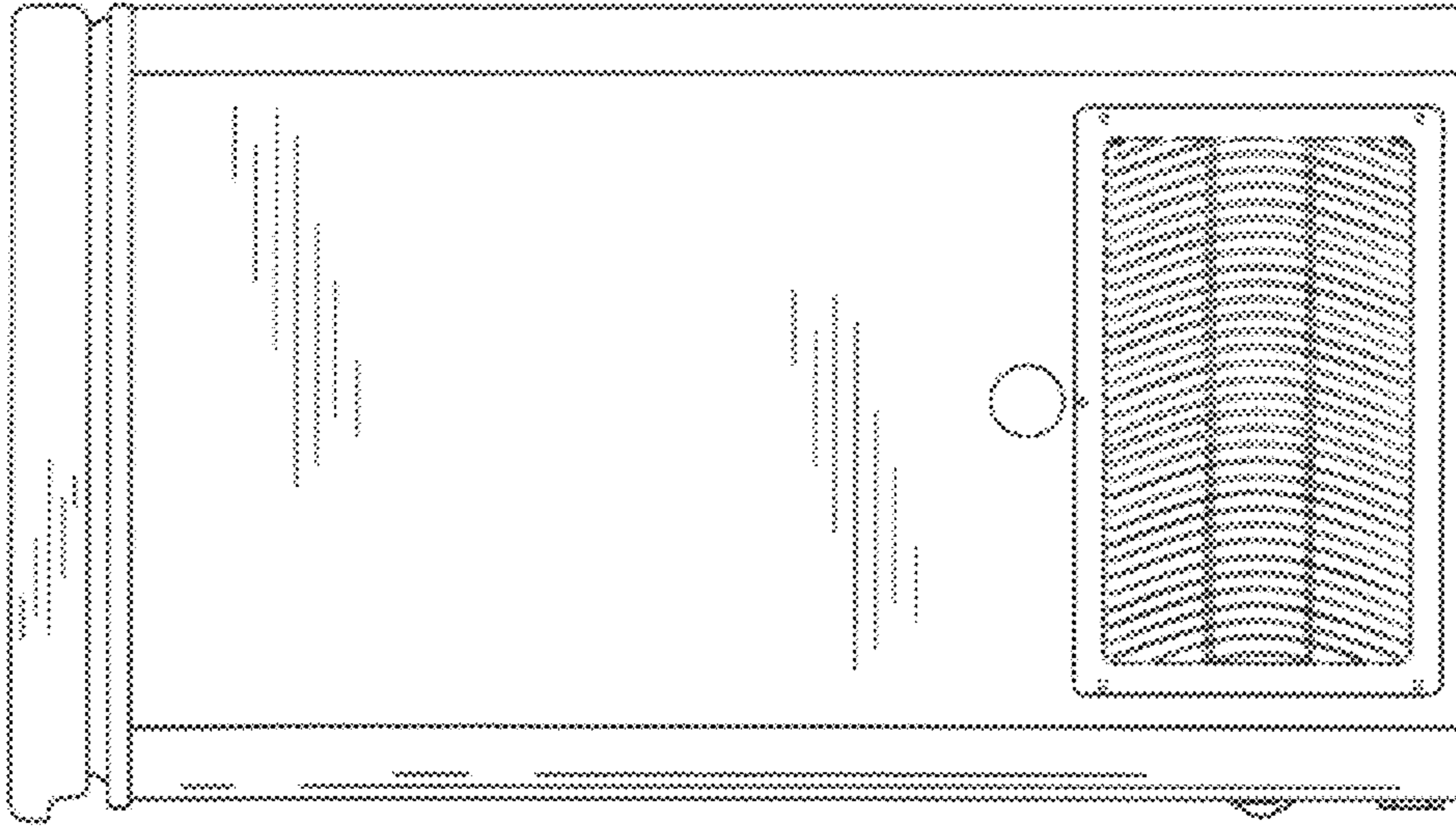


FIG. 5

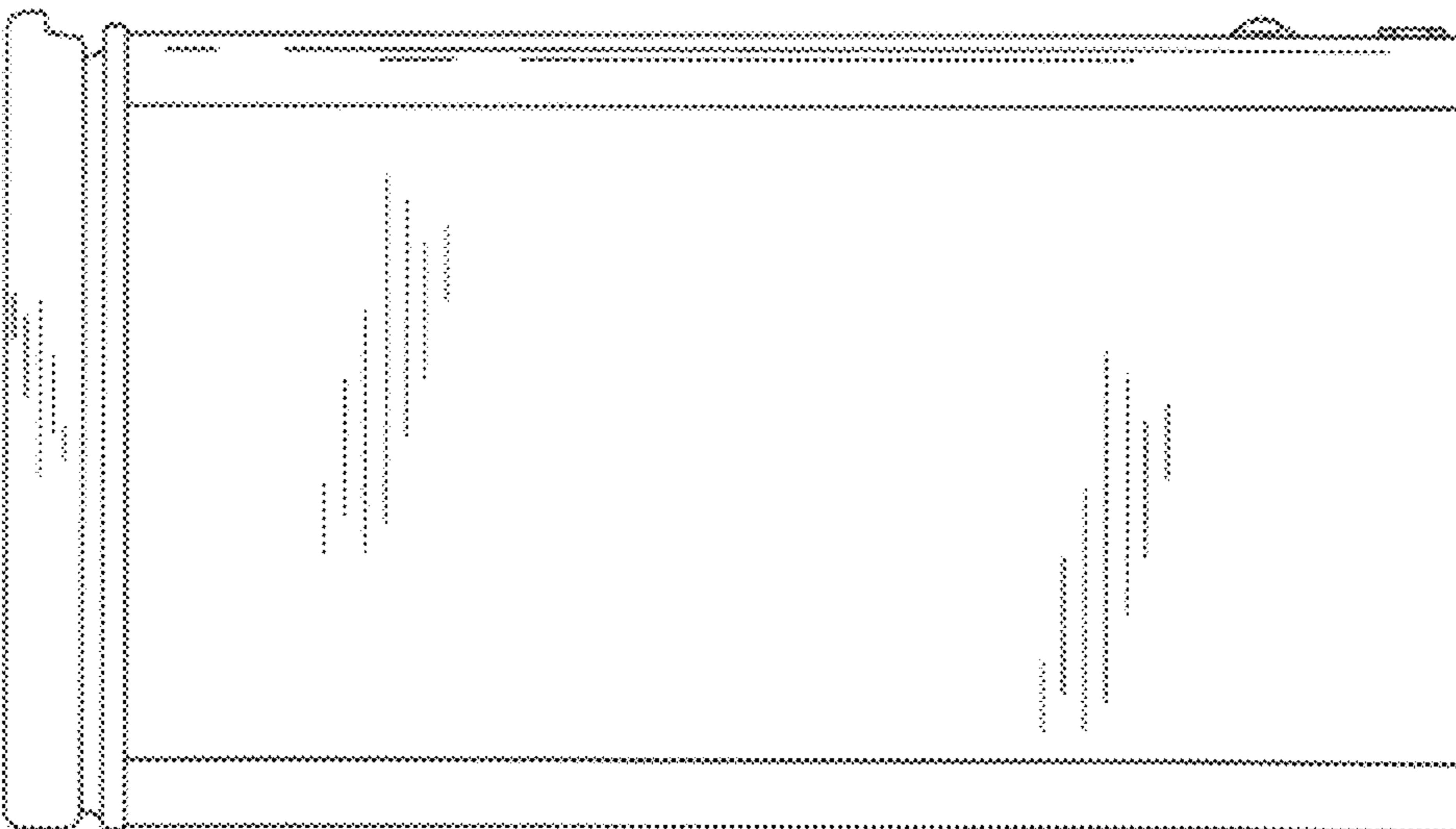


FIG. 4

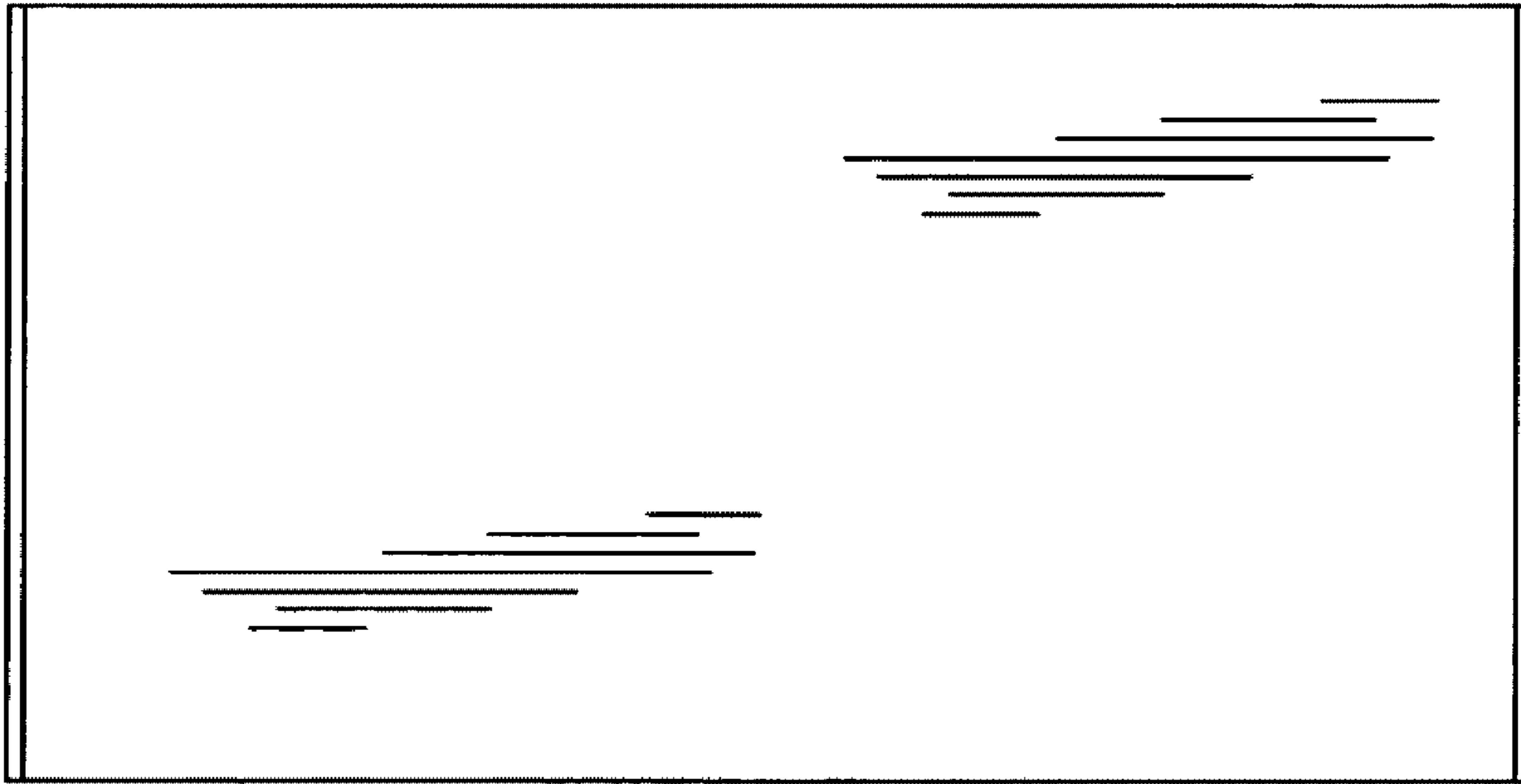


FIG. 6

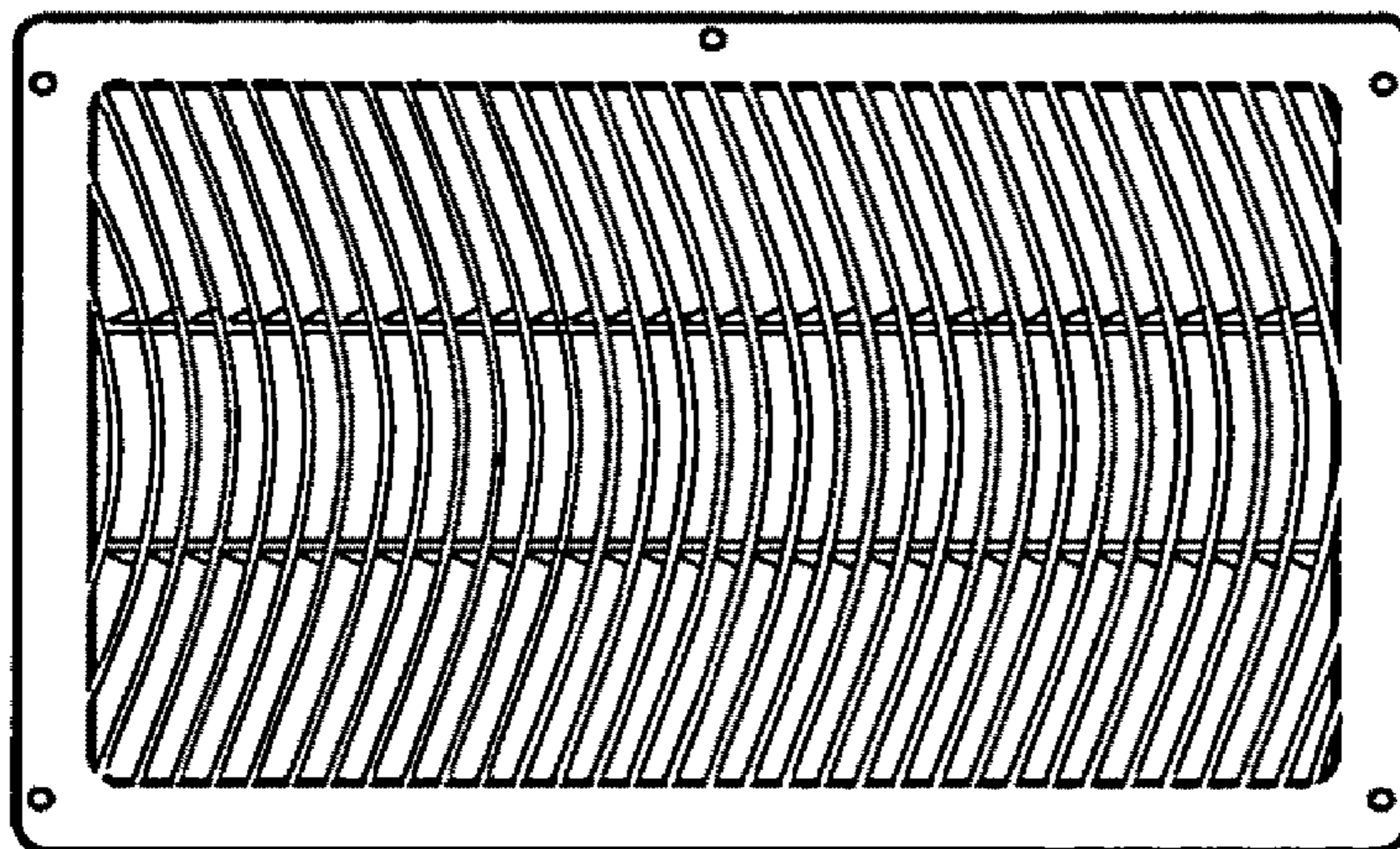


FIG. 7

UNITED STATES PATENT AND TRADEMARK OFFICE  
**CERTIFICATE OF CORRECTION**

PATENT NO. : D652,434 S  
APPLICATION NO. : 29/371230  
DATED : January 17, 2012  
INVENTOR(S) : Sun et al.

Page 1 of 1

It is certified that error appears in the above-identified patent and that said Letters Patent is hereby corrected as shown below:

Title Page, Section (73) should read:

--Assignees: Hefei Midea Rongshida Refrigerator Co., Ltd., Hefei, Anhui (CN);

Hefei Hualing Co., Ltd., Anhui (CN)--

Signed and Sealed this  
Twenty-seventh Day of March, 2012



David J. Kappos  
*Director of the United States Patent and Trademark Office*