



US00D652360S

(12) **United States Design Patent**
Drew

(10) **Patent No.:** **US D652,360 S**
(45) **Date of Patent:** **** Jan. 17, 2012**

(54) **PALM FROND LICENSE PLATE HOLDER**

(76) Inventor: **Robert J. Drew**, Trinity, FL (US)

(**) Term: **14 Years**

(21) Appl. No.: **29/374,813**

(22) Filed: **Oct. 11, 2011**

(51) **LOC (9) Cl.** **12-16**

(52) **U.S. Cl.** **D12/193**

(58) **Field of Classification Search** D12/193;
D6/300-302, 310-314; 40/200-204, 207-214;
D20/13; 348/148, 373

See application file for complete search history.

(56) **References Cited**

U.S. PATENT DOCUMENTS

D359,261 S *	6/1995	Shusterman	D12/193
D377,638 S *	1/1997	Kheyfets	D12/193
D377,639 S *	1/1997	Kheyfets	D12/193
D377,777 S *	2/1997	Kheyfets	D12/193
D384,627 S *	10/1997	Clark et al.	D12/193

D441,334 S *	5/2001	Hussaini et al.	D12/193
D545,259 S *	6/2007	Stahel et al.	D12/193
D576,531 S *	9/2008	Block et al.	D12/193
D619,949 S *	7/2010	Lee	D12/193

* cited by examiner

Primary Examiner — Stacia Cadmus

(57) **CLAIM**

The ornamental design for a palm frond license plate holder, as show and described.

DESCRIPTION

FIG. 1 is a front elevational view of a palm frond license plate holder showing my new design.

FIG. 2 is a top view.

FIG. 3 is a bottom view.

FIG. 4 is a left side view.

FIG. 5 is a right side view; and,

FIG. 6 is a rear view.

1 Claim, 3 Drawing Sheets




FIG. 1





FIG. 2

FIG. 3

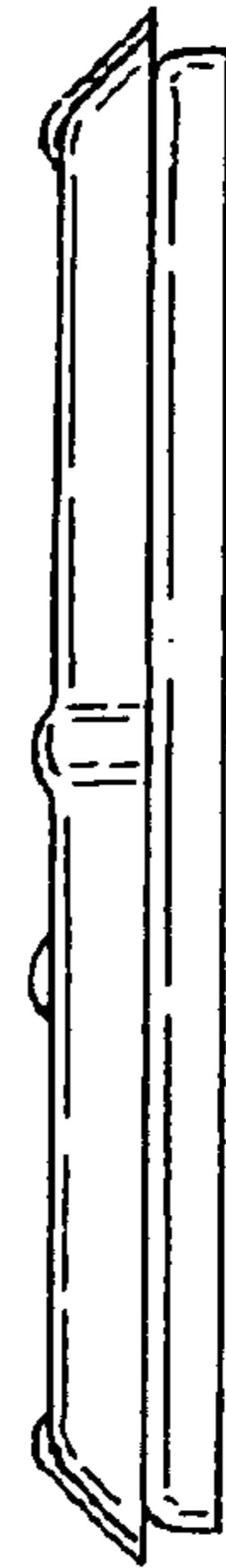
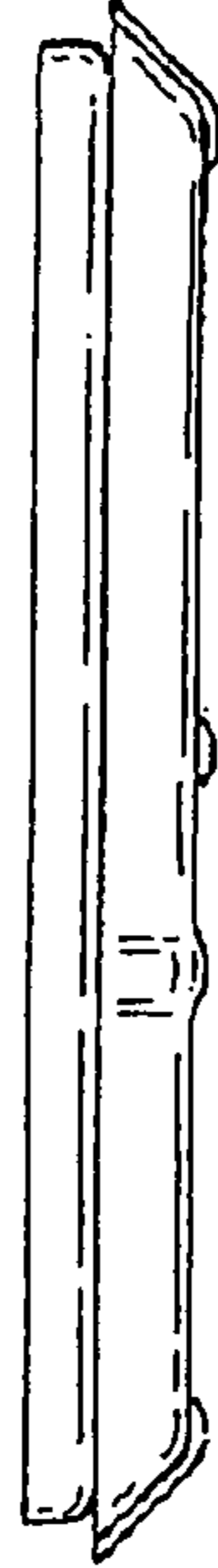


FIG. 4

FIG. 5





FIG. 6