



US00D652359S

(12) **United States Design Patent**  
**Kitajima et al.**

(10) **Patent No.:** **US D652,359 S**

(45) **Date of Patent:** **\*\* Jan. 17, 2012**

(54) **INSTRUMENT PANEL FOR AN  
AUTOMOBILE**

(75) Inventors: **Yoshiya Kitajima**, Saitama (JP); **Naoya  
Chinzai**, Saitama (JP)

(73) Assignee: **Honda Motor Co., Ltd.**, Tokyo (JP)

(\*\*) Term: **14 Years**

(21) Appl. No.: **29/391,717**

(22) Filed: **May 12, 2011**

(30) **Foreign Application Priority Data**

Nov. 15, 2010 (JP) ..... 2010-027420

(51) **LOC (9) Cl.** ..... **12-16**

(52) **U.S. Cl.** ..... **D12/192**

(58) **Field of Classification Search** ..... D12/192,  
D12/415, 110, 114; 180/90; 296/190.01–190.09,  
296/191, 70; 280/750–752; D15/17, 28;  
D10/46, 98, 102–103, 122–127  
See application file for complete search history.

(56) **References Cited**

**U.S. PATENT DOCUMENTS**

D288,430 S \* 2/1987 Cornwell ..... D12/192  
D291,983 S \* 9/1987 Cornwell ..... D12/192  
D291,985 S \* 9/1987 Cornwell ..... D12/192  
D342,712 S \* 12/1993 Emoto ..... D12/192

D363,053 S \* 10/1995 Abele ..... D12/192  
D378,910 S \* 4/1997 Black et al. .... D12/192  
D401,201 S \* 11/1998 Saleen ..... D12/192  
D464,008 S \* 10/2002 Siegert et al. .... D12/192  
D480,671 S \* 10/2003 Pfeiffer et al. .... D12/192  
D488,417 S \* 4/2004 Herrera, Jr. .... D12/192  
D531,100 S \* 10/2006 Pfeiffer ..... D12/192  
D622,195 S \* 8/2010 Lester ..... D12/192

\* cited by examiner

*Primary Examiner* — Caron D Veynar

*Assistant Examiner* — Katrina A Betton

(74) *Attorney, Agent, or Firm* — Westerman, Hattori,  
Daniels & Adrian, LLP

(57) **CLAIM**

The ornamental design for, An instrument panel for an auto-  
mobile, as shown and described.

**DESCRIPTION**

FIG. 1 is a perspective view of An instrument panel for an  
automobile, showing our new design;  
FIG. 2 is a front elevation view thereof;  
FIG. 3 is a top plan view thereof;  
FIG. 4 is a right side elevation view thereof; and,  
FIG. 5 is a left side elevation view thereof.

The broken lines are for illustrative purposes only and form  
no part of the claimed design.

**1 Claim, 3 Drawing Sheets**

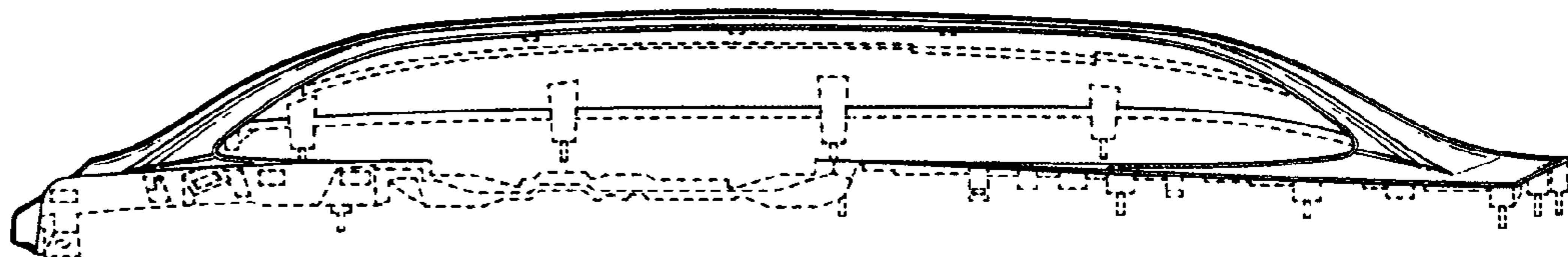


Fig.1

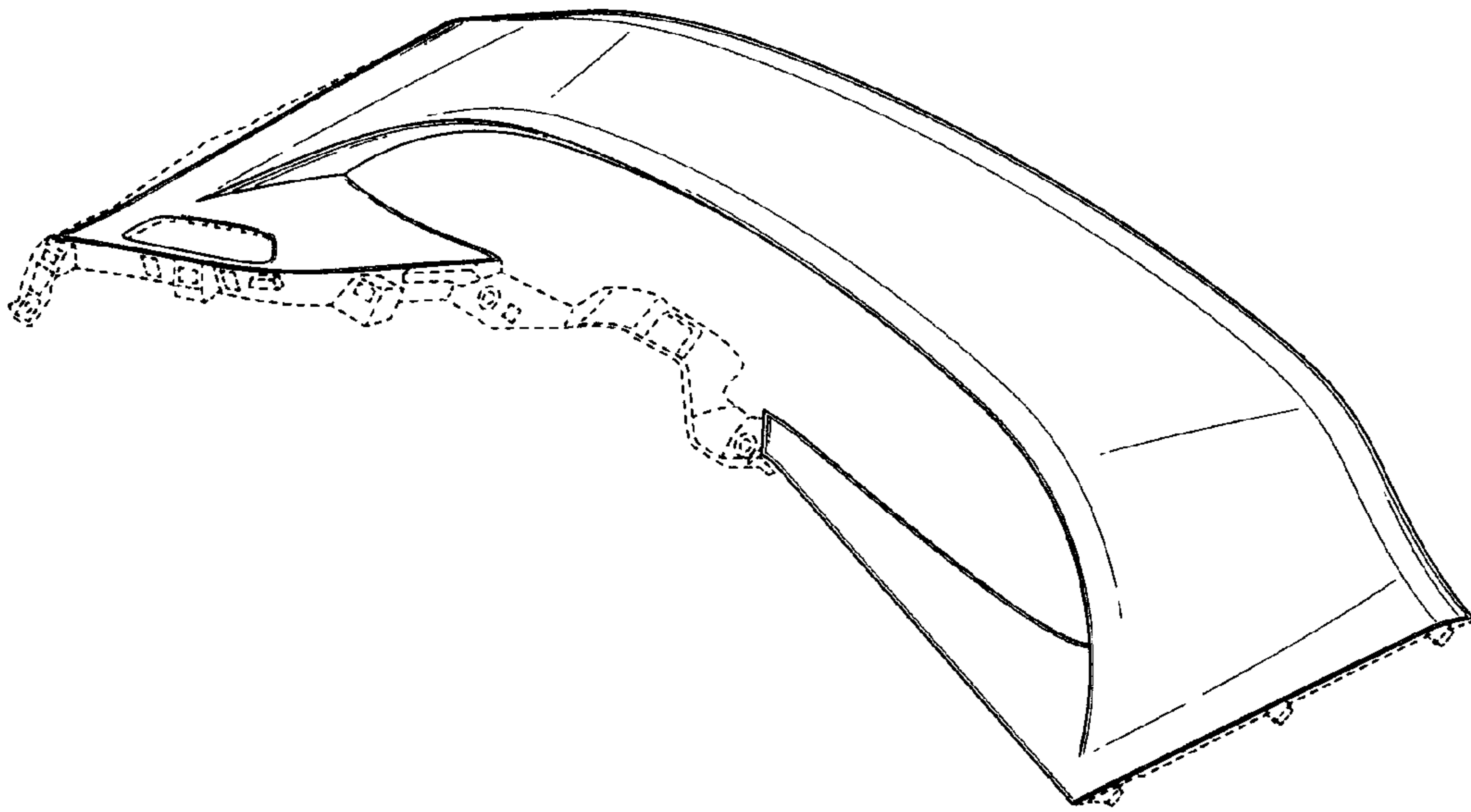


Fig.2

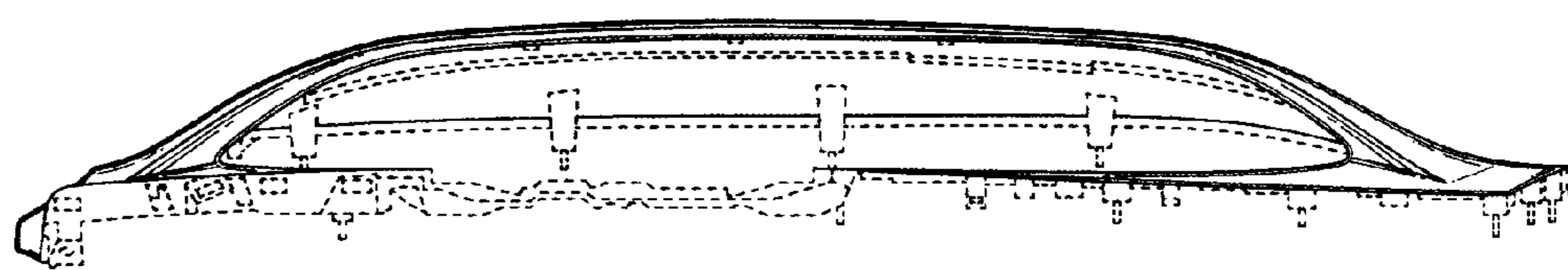


Fig.3

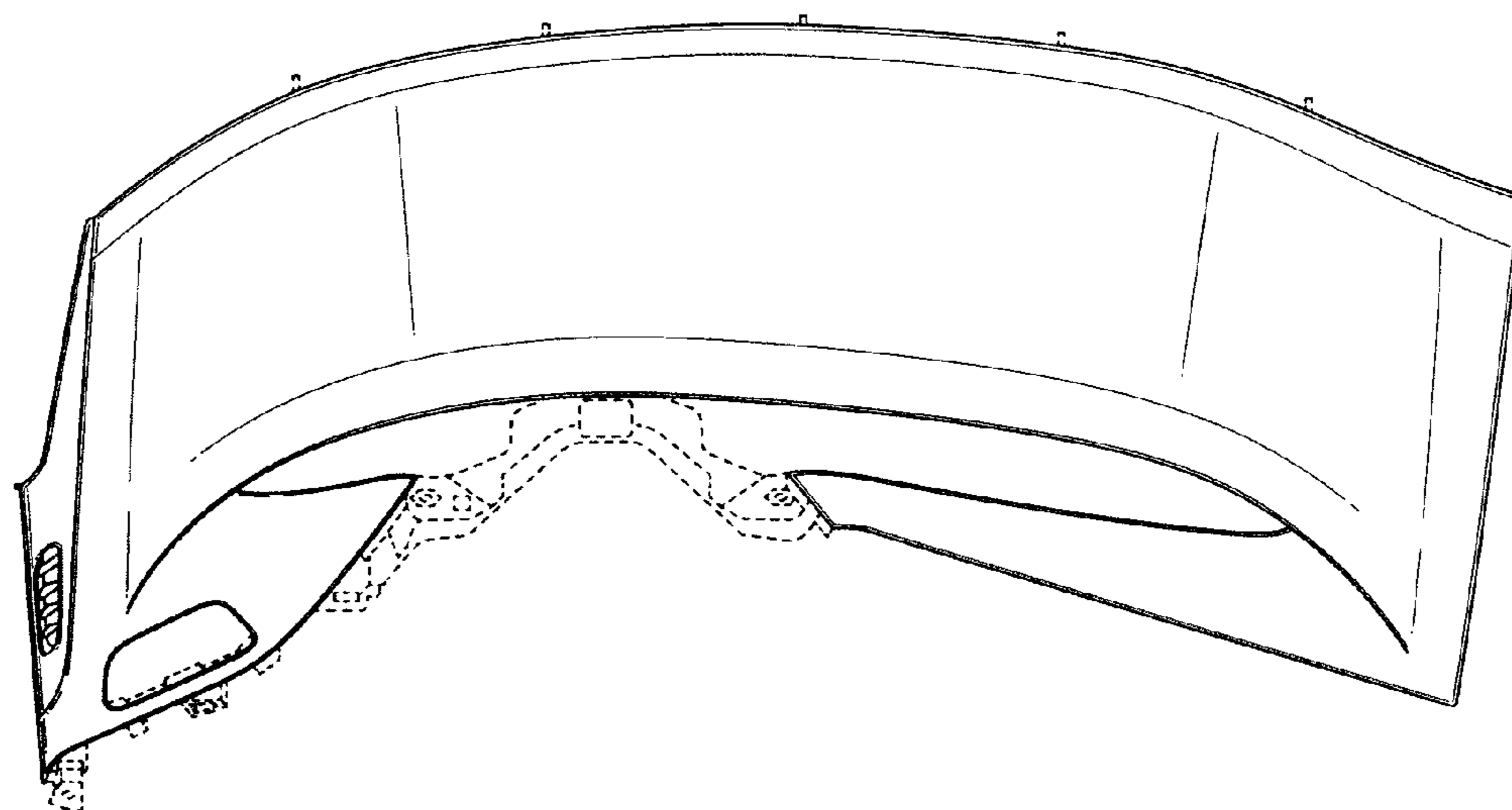


Fig.4

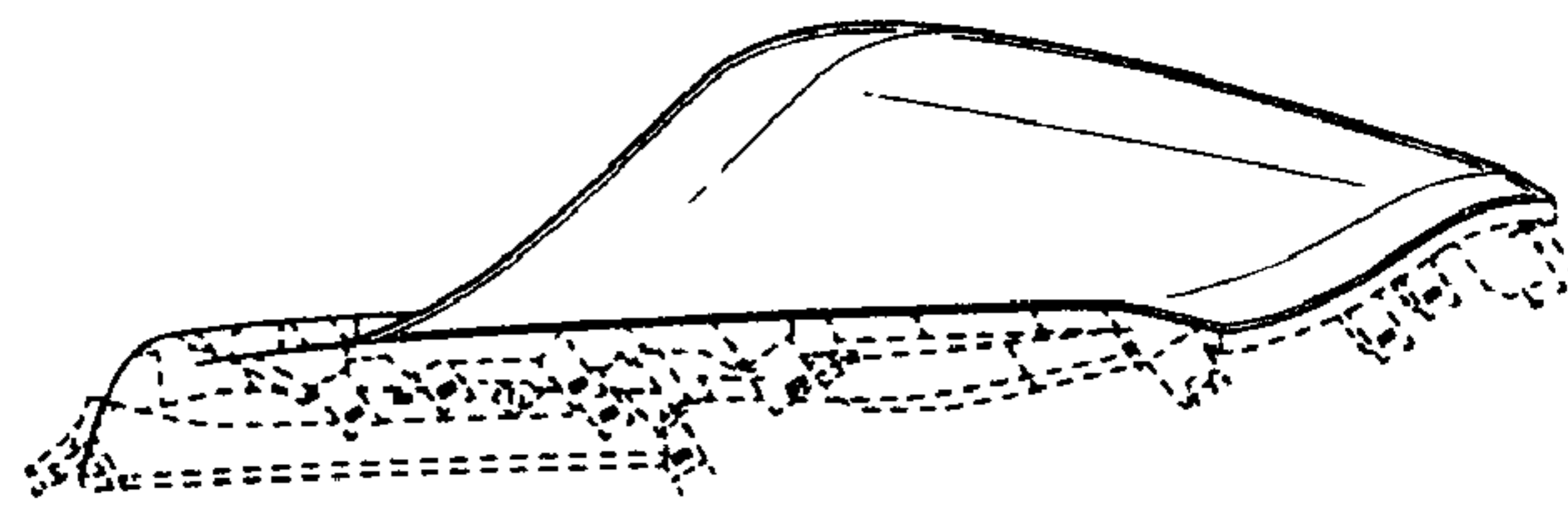


Fig.5

