



US00D652353S

(12) **United States Design Patent**  
**Cohen et al.**

(10) **Patent No.:** **US D652,353 S**  
(45) **Date of Patent:** **\*\* Jan. 17, 2012**

- (54) **PROMOTIONAL VEHICLE**
- (75) Inventors: **Benjamin Cohen**, Brooklyn, NY (US);  
**David Hazan**, Brooklyn, NY (US)
- (73) Assignee: **Bobcar Media LLC**, New York, NY (US)
- (\*\*) Term: **14 Years**
- (21) Appl. No.: **29/360,773**
- (22) Filed: **Apr. 30, 2010**

- D466,837 S \* 12/2002 Buring et al. .... D12/93
- 6,585,305 B2 \* 7/2003 Nazginov et al. .... 296/21
- 7,444,773 B2 \* 11/2008 Kolodziejczak, Sr. .... 40/591
- 7,621,576 B2 \* 11/2009 Cote ..... 296/24.3
- D614,999 S \* 5/2010 Schneider ..... D12/93
- 7,942,461 B2 \* 5/2011 Cohen et al. .... 296/21

\* cited by examiner

*Primary Examiner* — Melody N Brown  
(74) *Attorney, Agent, or Firm* — Goldberg Cohen LLP

**Related U.S. Application Data**

- (63) Continuation-in-part of application No. 12/380,989, filed on Mar. 5, 2009, now Pat. No. 7,942,461.
- (51) **LOC (9) Cl.** ..... **12-08**
- (52) **U.S. Cl.** ..... **D12/93**
- (58) **Field of Classification Search** ..... D12/93,  
D12/96, 97, 99; D21/424, 434, 581; 180/89.16,  
180/89.18, 89.19; 296/183.1, 21, 24.3, 168;  
40/591, 603  
See application file for complete search history.

**References Cited**

**U.S. PATENT DOCUMENTS**


- 5,507,109 A \* 4/1996 Rinzler ..... 40/603
- 5,918,924 A \* 7/1999 Cowan ..... 296/21
- 5,950,173 A \* 9/1999 Perkowski ..... 705/27.1
- 6,036,250 A \* 3/2000 Glatter ..... 296/21
- D426,493 S \* 6/2000 Mertins et al. .... D12/93
- 6,182,795 B1 \* 2/2001 Boerer ..... 186/52
- D466,449 S \* 12/2002 Buring et al. .... D12/93
- D466,836 S \* 12/2002 Kerouanton et al. .... D12/93

(57) **CLAIM**  
I claim the ornamental design for a promotional vehicle, as shown and described.

**DESCRIPTION**

FIG. 1 is a perspective view of the promotional vehicle of the present invention having panels in a closed position;  
 FIG. 2 is a front view of the promotional vehicle, having panels in a closed position;  
 FIG. 3 is a rear view of the promotional vehicle, having panels in a closed position;  
 FIG. 4 is a left side view of the promotional vehicle having panels in an open position;  
 FIG. 5 is a right side view of the promotional vehicle having panels in an open position;  
 FIG. 6 is a top view of the promotional vehicle having panels in a closed position; and,  
 FIG. 7 is a perspective view of the promotional vehicle, having panels in an open position.  
 The broken lines shown throughout the drawing views are for illustrative purposes only and form no part of the claimed design.

**1 Claim, 6 Drawing Sheets**



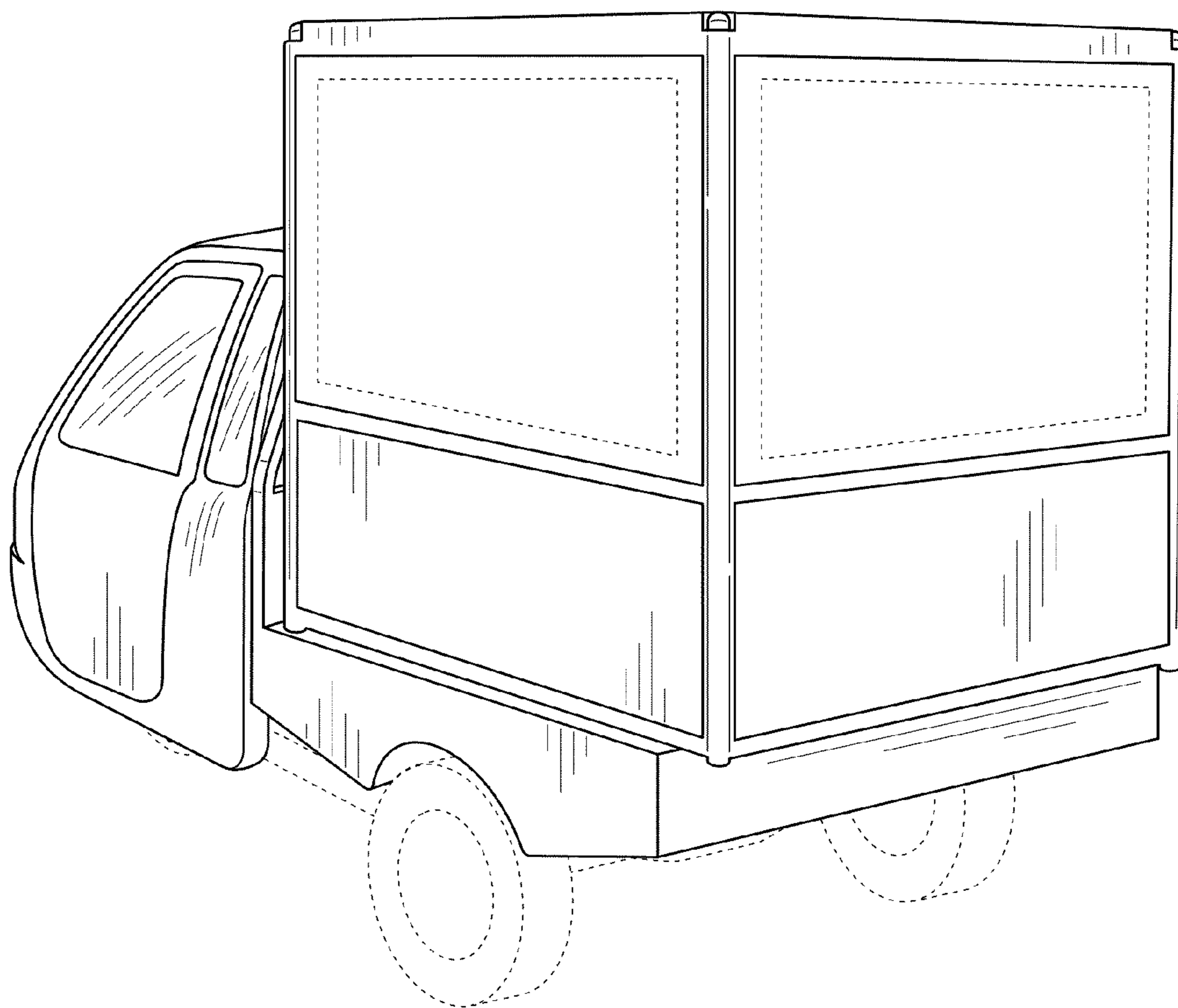


FIG. 1

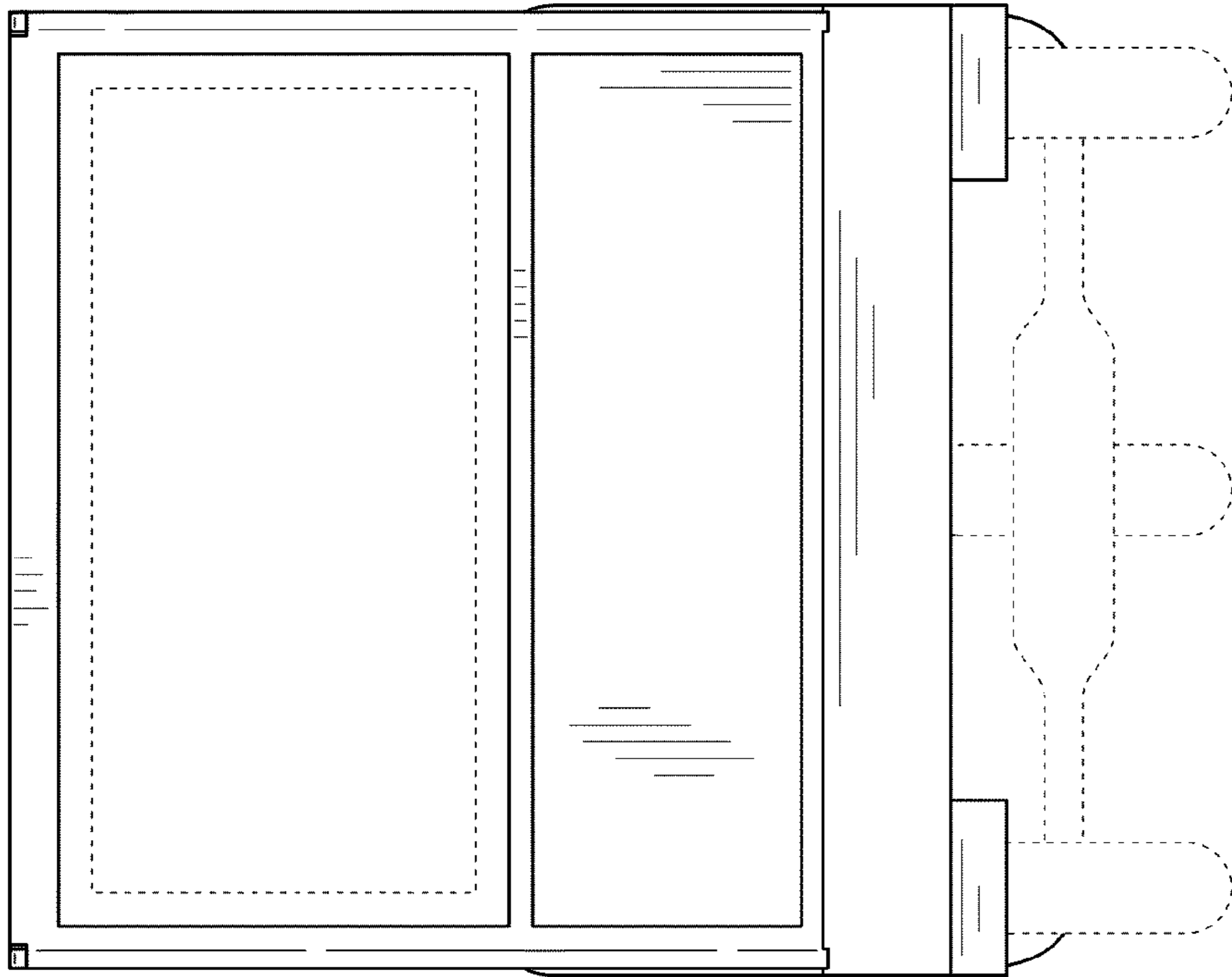


FIG. 2

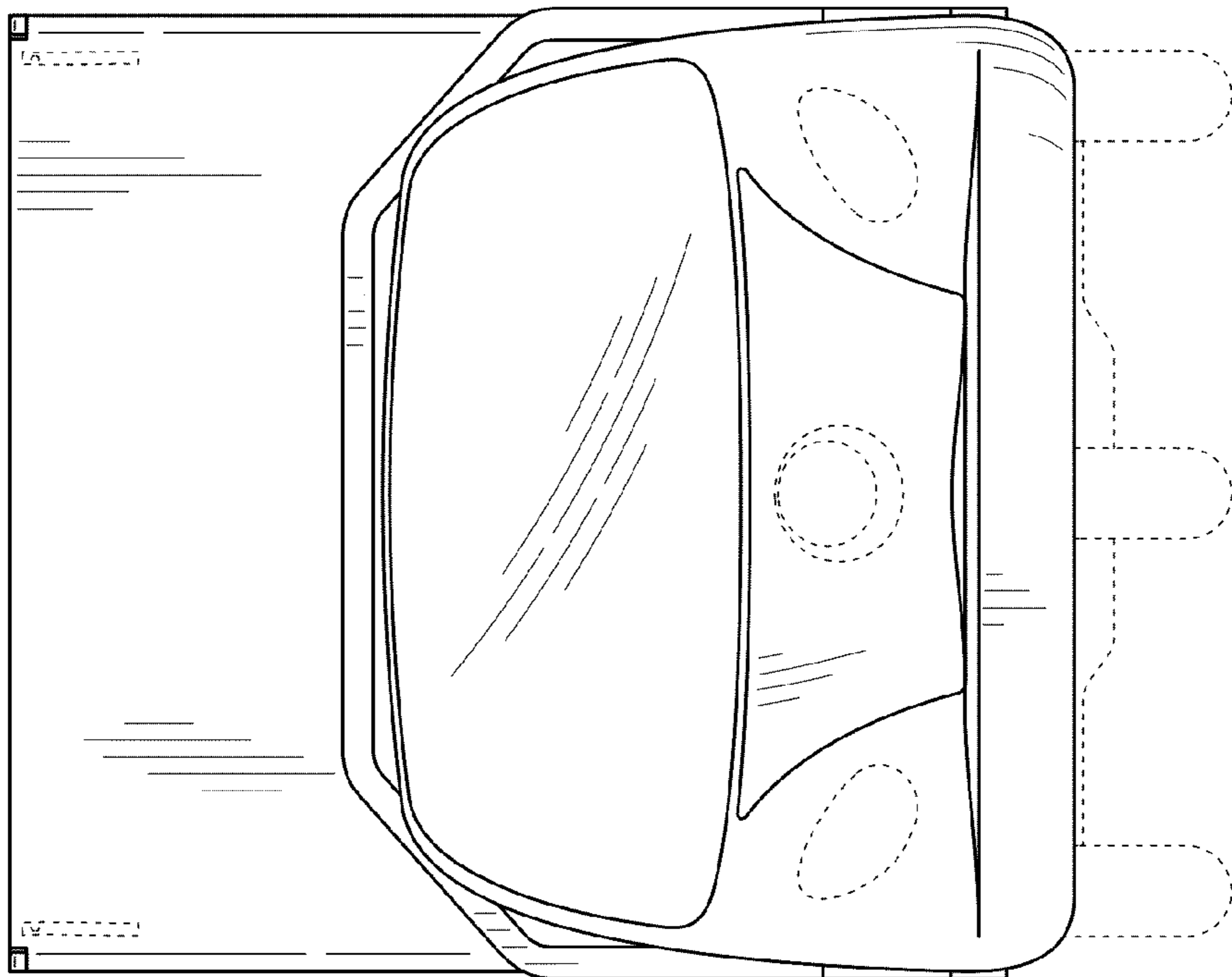


FIG. 3

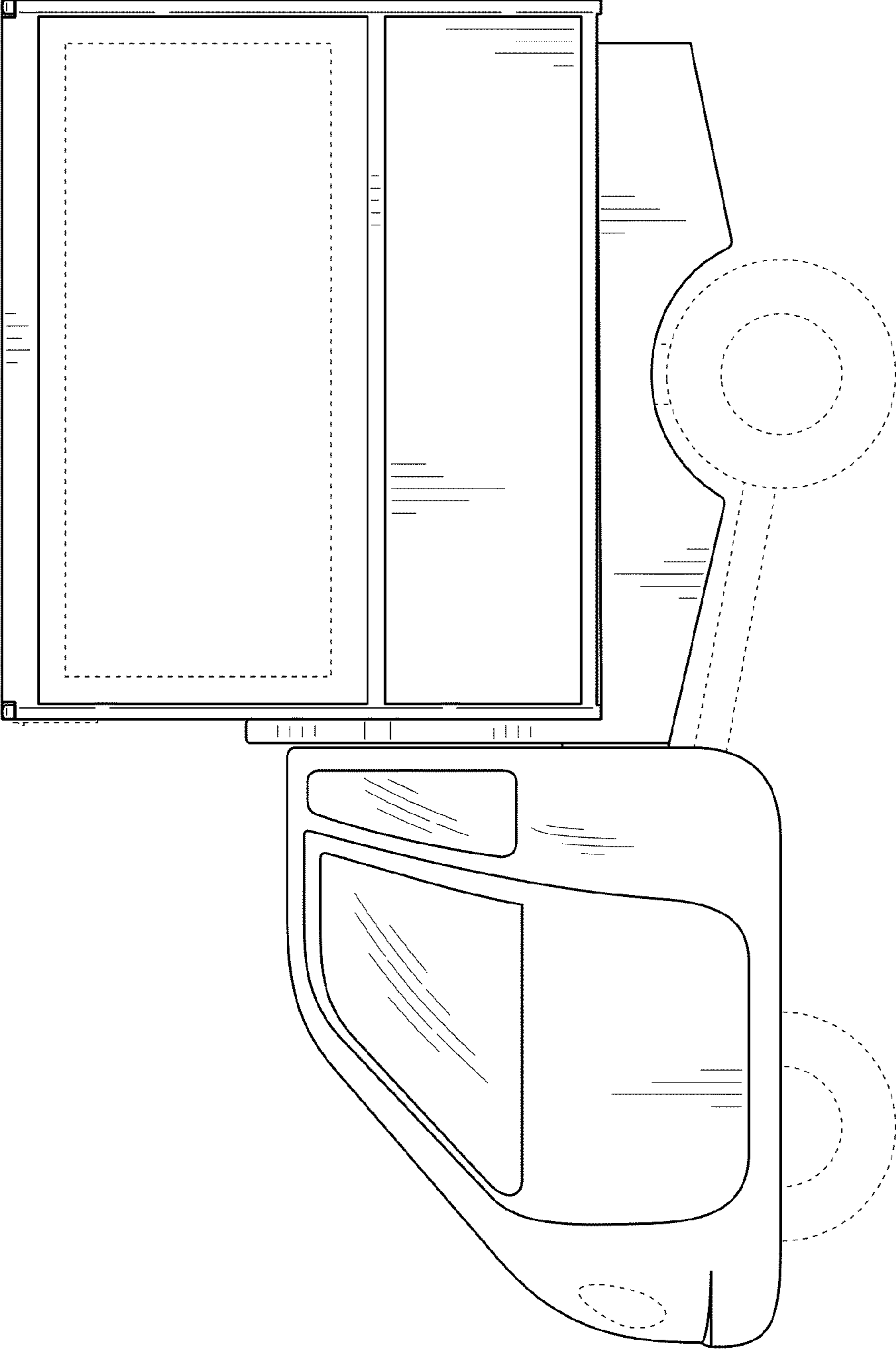


FIG. 4

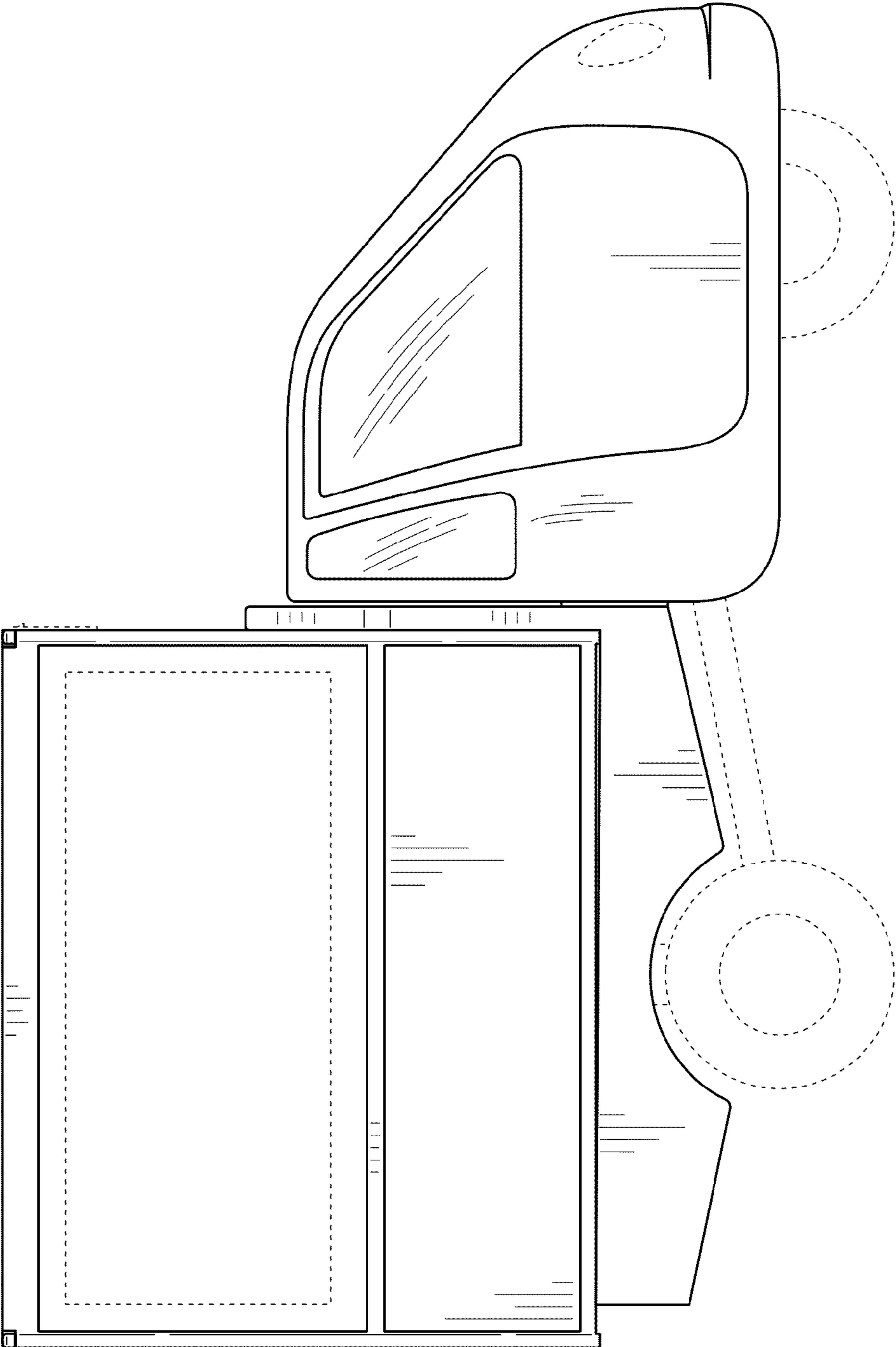


FIG. 5




FIG. 6




FIG. 7