



US00D652347S

(12) **United States Design Patent**
Grierson

(10) **Patent No.:** **US D652,347 S**
(45) **Date of Patent:** **** Jan. 17, 2012**

(54) **BUTTON**

(75) **Inventor:** **Christy Grierson**, San Luis Obispo, CA (US)

(73) **Assignee:** **Christy Grierson**, San Luis Obispo, CA (US)

(**) **Term:** **14 Years**

(21) **Appl. No.:** **29/390,866**

(22) **Filed:** **Apr. 29, 2011**

(51) **LOC (9) Cl.** **02-07**

(52) **U.S. Cl.** **D11/222**

(58) **Field of Classification Search** D11/200–206,
D11/212–214, 222–231, 238–241, 220; 24/41.1,
24/66.5, 40–48, 305, 356, 705, 101 R, 94–95,
24/103, 104, 598.1; 63/12, 15, 18, 20–21,
63/35, 37–38; D8/356; 362/103; D29/122;
D2/640

See application file for complete search history.

(56) **References Cited**

U.S. PATENT DOCUMENTS

D138,513 S *	8/1944	Frank	D11/227
D173,806 S *	1/1955	Levine	D11/222
D173,873 S *	1/1955	Levine	D11/222
D273,634 S *	5/1984	Hoffmann	D11/227
D289,865 S *	5/1987	Rosenwein et al.	D11/222
D304,812 S *	11/1989	De brey	D11/227
D313,116 S *	12/1990	Whitney	D2/640
D326,434 S *	5/1992	Levy	D11/222
D355,396 S *	2/1995	Andrau	D11/222
D363,901 S *	11/1995	Le	D11/222
D373,553 S *	9/1996	Fildan	D11/222

D380,418 S *	7/1997	Michael	D11/222
D409,523 S *	5/1999	Xidakou	D11/222
D413,549 S *	9/1999	Fildan	D11/220
D432,947 S *	10/2000	Granshaw	D11/222
D437,569 S *	2/2001	Xidakou	D11/222
D443,559 S *	6/2001	Xidakou	D11/222
D443,847 S *	6/2001	Xidakou	D11/222
D446,751 S *	8/2001	Xidakou	D11/222
D474,997 S *	5/2003	Berzack	D11/222
D508,432 S *	8/2005	Cogoli et al.	D11/222
D547,236 S *	7/2007	Arasheben et al.	D11/222
D617,680 S *	6/2010	Graff	D11/222
D645,784 S *	9/2011	You	D11/222

* cited by examiner

Primary Examiner — T. Chase Nelson

Assistant Examiner — Mark Cavanna

(74) *Attorney, Agent, or Firm* — SoCal IP Law Group LLP;
Mark A. Goldstein

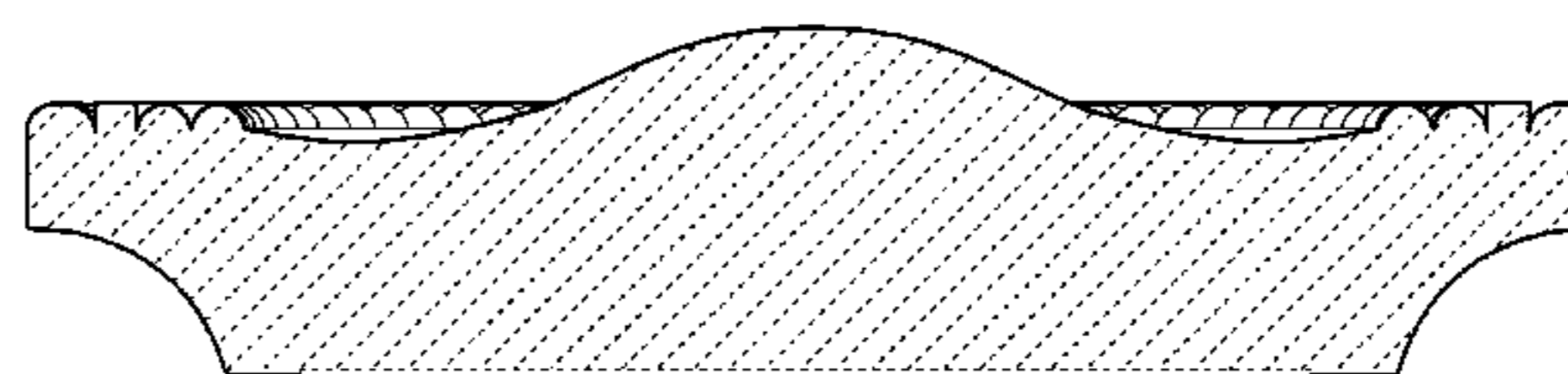
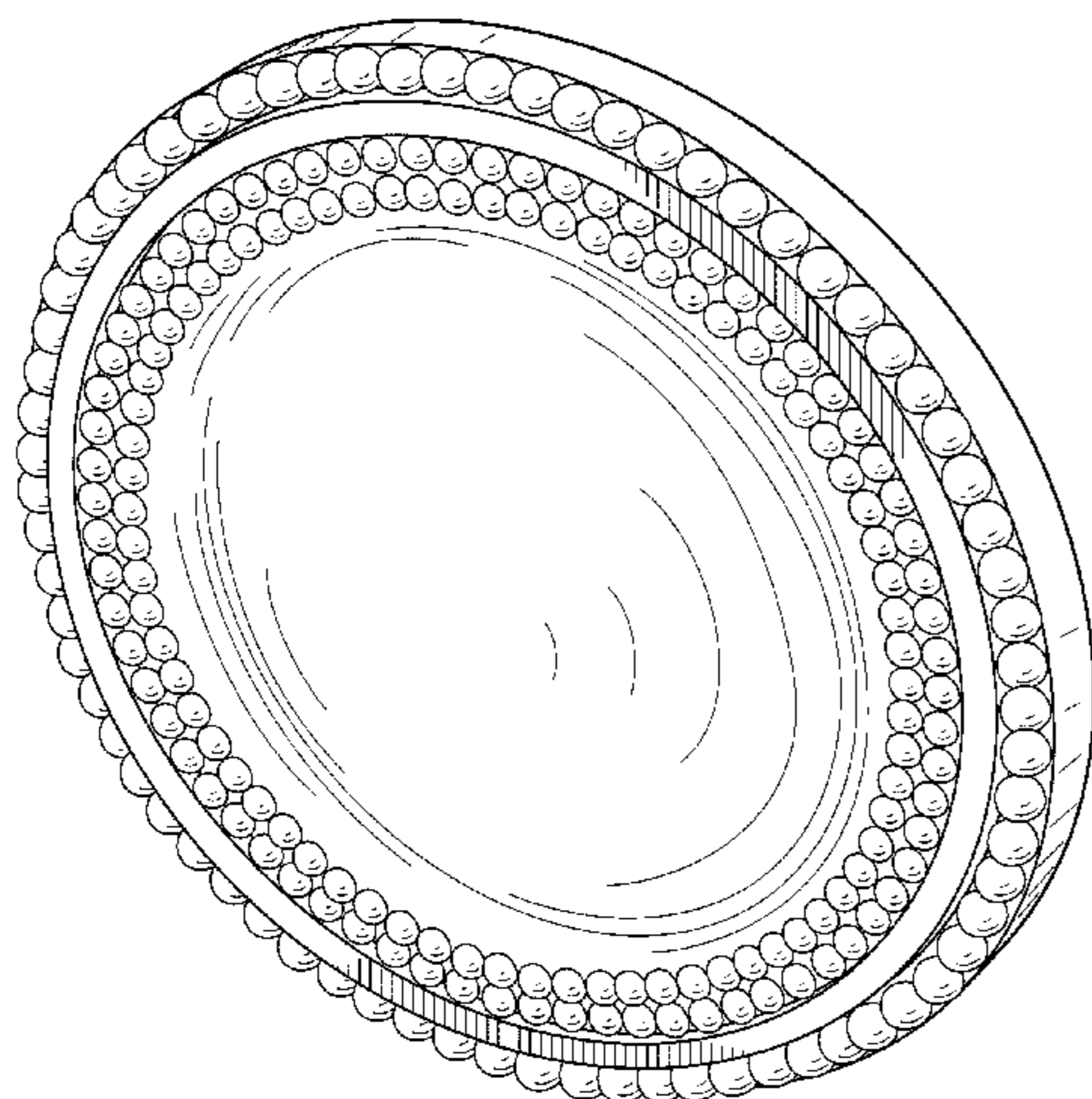
(57) **CLAIM**

The ornamental design for a button, as shown and described.

DESCRIPTION

FIG. 1 is a perspective view of my button design.
FIG. 2 is a top view of my button design.
FIG. 3 is a bottom view of my button design.
FIG. 4 is a side view of my button design.
FIG. 5 is a cross-sectional view of my button design; and,
FIG. 6 is a side view of my button design with an opposing mirror image button.
Broken lines appearing in the figures represent unclaimed subject matter or unclaimed environmental aspects of my button design.

1 Claim, 5 Drawing Sheets



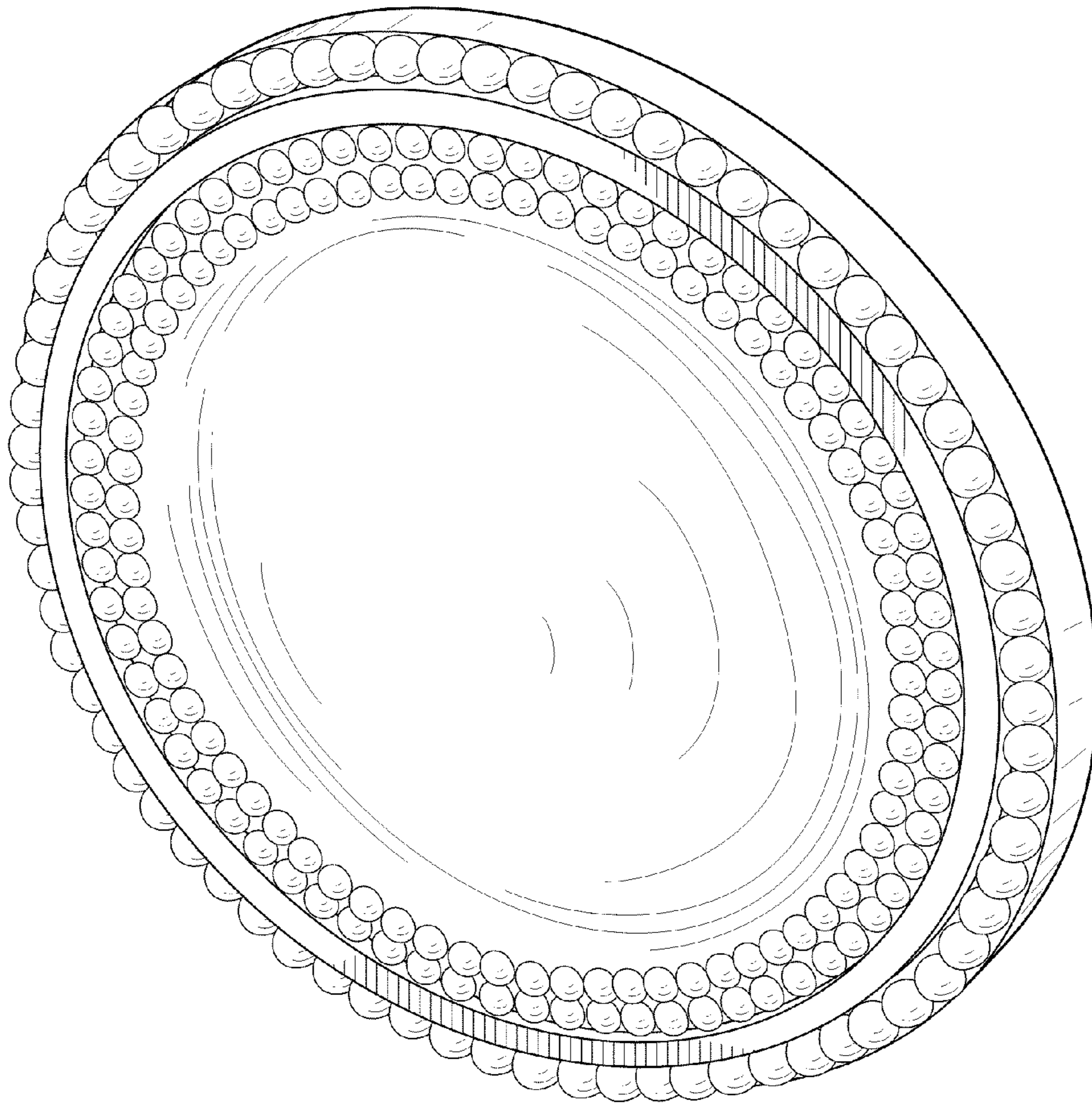


FIG. 1




FIG. 2

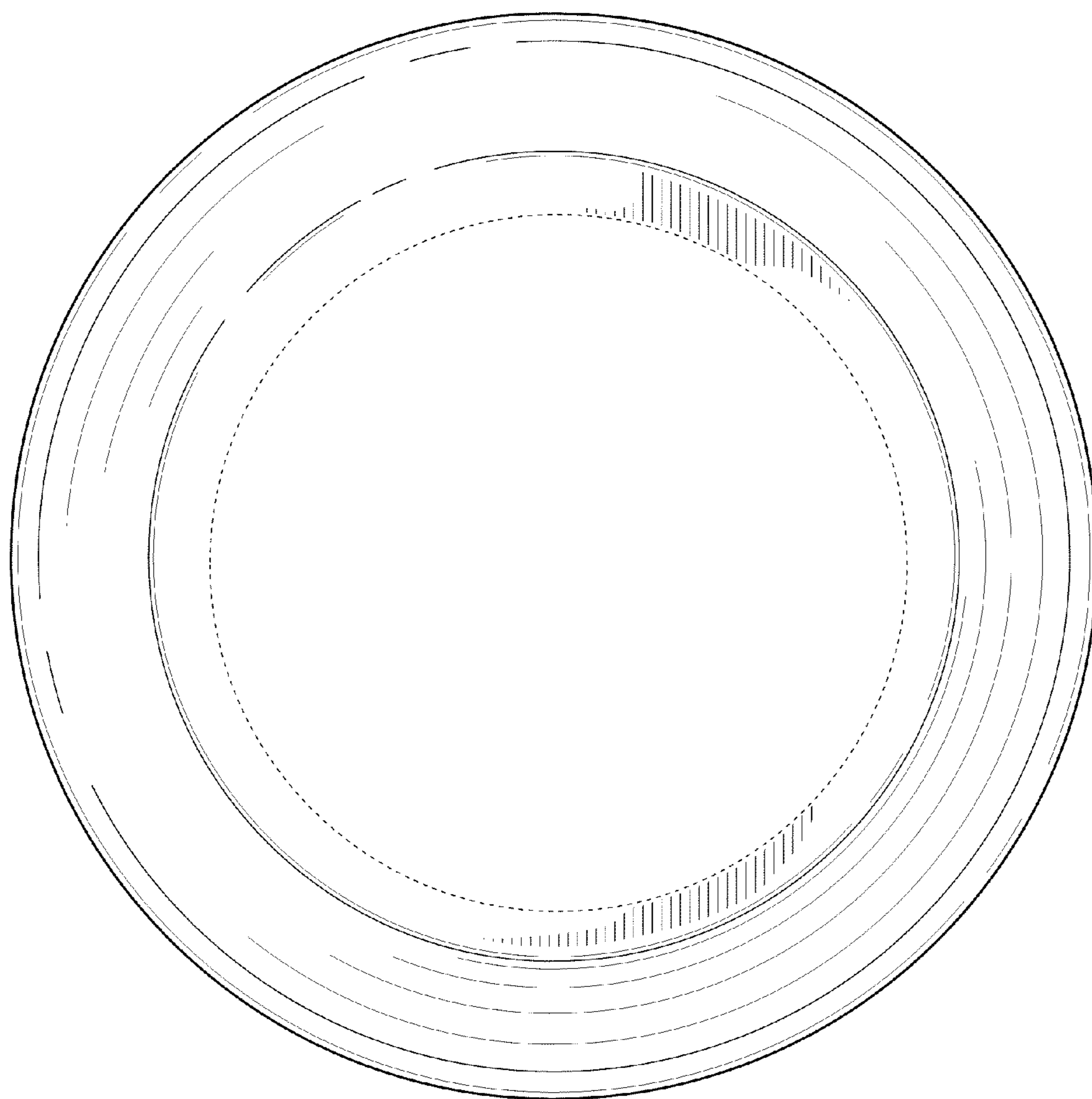


FIG. 3

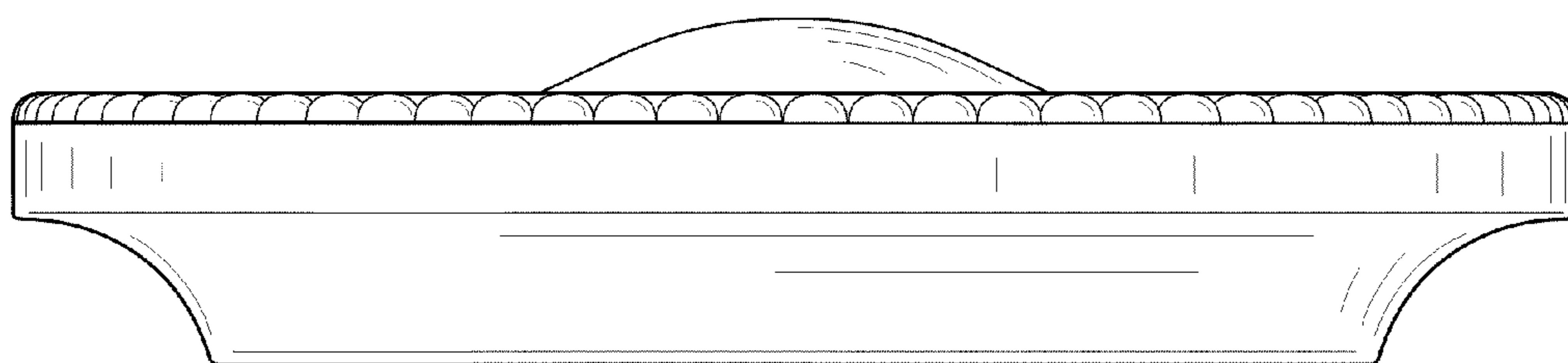


FIG. 4

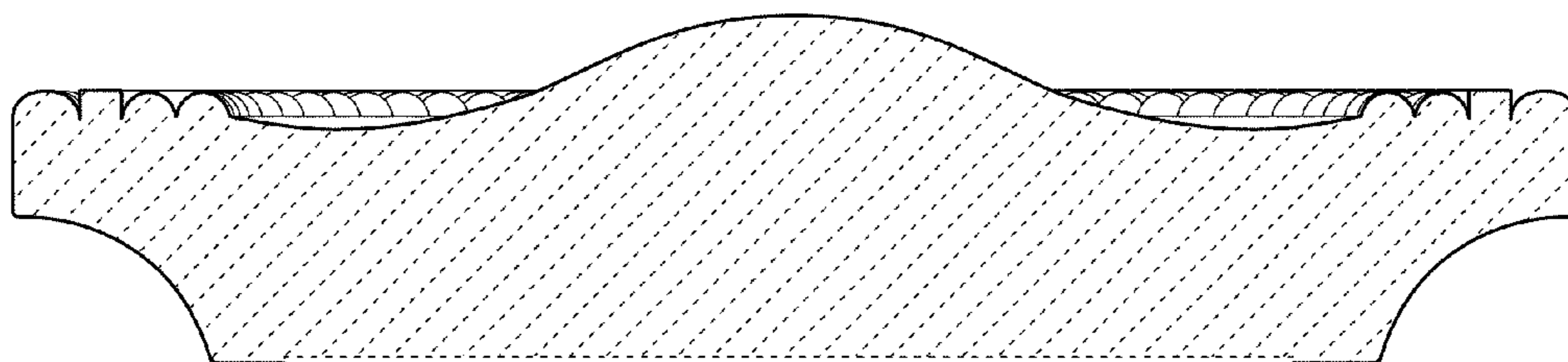


FIG. 5

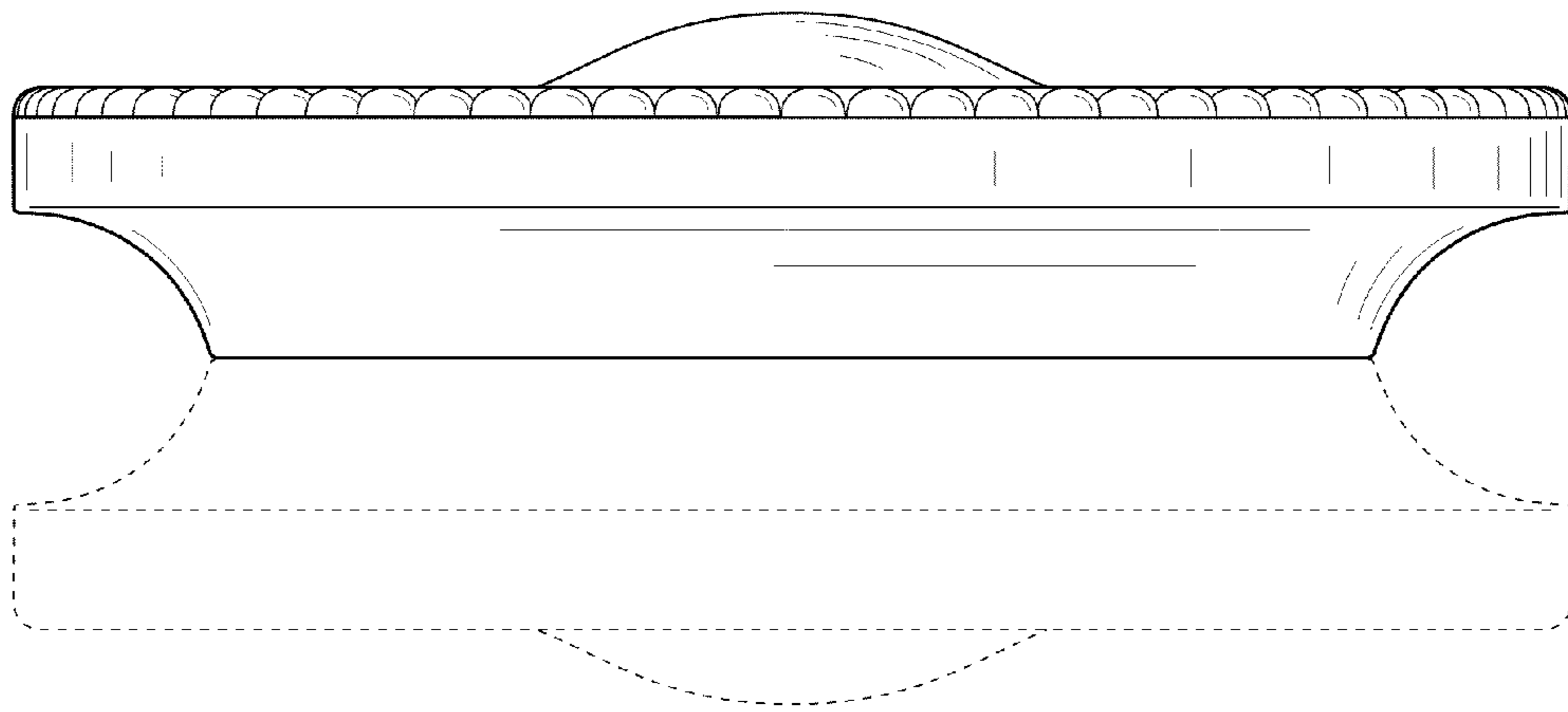


FIG. 6