



US00D652336S

(12) **United States Design Patent**  
**Molik**

(10) **Patent No.:** **US D652,336 S**  
(45) **Date of Patent:** **\*\* Jan. 17, 2012**

(54) **WRISTBAND**

(75) Inventor: **Kenneth Gregory Molik**, Toledo, OH  
(US)

(73) Assignee: **Kenneth Molik**, Toledo, OH (US)

(\*\*) Term: **14 Years**

(21) Appl. No.: **29/373,787**

(22) Filed: **May 23, 2011**

(51) **LOC (9) Cl.** ..... **11-01**

(52) **U.S. Cl.** ..... **D11/3**

(58) **Field of Classification Search** ..... D11/1-25,  
D11/26-39; 63/15, 15.1-15.4, 15.45, 15.5-15.7;  
D30/152, 137

See application file for complete search history.

(56) **References Cited**

**U.S. PATENT DOCUMENTS**

4,173,201 A \* 11/1979 Chao et al. .... 30/152  
D356,051 S \* 3/1995 Akdemir ..... D11/12

D428,218 S \* 7/2000 Dehart ..... D30/152  
6,557,498 B1 \* 5/2003 Smierciak et al. .... 119/858  
6,578,982 B1 \* 6/2003 Lynch ..... 11/3  
D507,218 S \* 7/2005 Spencer ..... D12/193  
D540,993 S \* 4/2007 Beyaz ..... D30/152  
D552,004 S \* 10/2007 Varon ..... D11/3  
D563,818 S \* 3/2008 Varon ..... D11/3  
D642,953 S \* 8/2011 Conway, Jr. .... D11/3

\* cited by examiner

*Primary Examiner* — Cathron Brooks

*Assistant Examiner* — Melanie Levy


(57) **CLAIM**

The ornamental design for a wristband, as shown.

**DESCRIPTION**

FIG. 1 is a side elevational view of a wristband showing my new design; and,  
FIG. 2 is a side and front perspective view thereof.

**1 Claim, 1 Drawing Sheet**






Fig 2




Fig 1