



US00D652325S

(12) **United States Design Patent**  
**Ahlström**

(10) **Patent No.:** **US D652,325 S**

(45) **Date of Patent:** **\*\* Jan. 17, 2012**

(54) **WRIST-TOP INSTRUMENT**

(75) Inventor: **Mikko T. Ahlström**, Helsinki (FI)

(73) Assignee: **Suunto Oy**, Vantaa (FI)

(\*\*) Term: **14 Years**

(21) Appl. No.: **29/315,850**

(22) Filed: **Jul. 29, 2009**

(30) **Foreign Application Priority Data**

Jan. 30, 2009 (EM) ..... 001079412-0001  
Jan. 30, 2009 (EM) ..... 001079412-0006  
Jan. 30, 2009 (EM) ..... 001079412-0007

(51) **LOC (9) Cl.** ..... **10-02**

(52) **U.S. Cl.** ..... **D10/38; D10/31**

(58) **Field of Classification Search** ..... D10/30-39,  
D10/102, 97; 368/276, 281, 282, 285, 10;  
D14/344; 702/160

See application file for complete search history.

(56) **References Cited**

**U.S. PATENT DOCUMENTS**

4,101,071 A \* 7/1978 Brejnik et al. .... 377/49  
4,525,074 A \* 6/1985 Murakami ..... 368/10  
4,855,942 A \* 8/1989 Bianco ..... 702/160  
D323,787 S \* 2/1992 Moorman ..... D10/97  
D331,020 S \* 11/1992 Ishii et al. .... D10/31  
D379,067 S \* 5/1997 Greene et al. .... D10/32  
D385,806 S \* 11/1997 Defauw ..... D10/39  
D400,802 S \* 11/1998 Galli ..... D10/30  
D415,696 S \* 10/1999 Bodino ..... D10/32  
D447,063 S \* 8/2001 Scheufele ..... D10/30  
6,619,835 B2 \* 9/2003 Kita ..... 368/281  
D508,859 S \* 8/2005 Ho ..... D10/30  
D509,216 S \* 9/2005 Yamamoto et al. .... D14/344  
D520,384 S \* 5/2006 Scheufele ..... D10/39  
D521,394 S \* 5/2006 Tang ..... D10/30  
D535,199 S \* 1/2007 Lassigne ..... D10/32

D536,627 S \* 2/2007 Behling ..... D10/38  
D545,697 S \* 7/2007 Martin ..... D10/38  
7,376,533 B2 \* 5/2008 Fujiwara ..... 702/160  
D586,674 S \* 2/2009 Solarewicz ..... D10/70  
D590,276 S \* 4/2009 Miloradovic ..... D10/32  
D590,277 S \* 4/2009 Wei ..... D10/38  
D594,764 S \* 6/2009 Ahlstrom ..... D10/32  
D594,765 S \* 6/2009 Rieseler ..... D10/39  
D598,302 S \* 8/2009 Moritz ..... D10/32  
D602,386 S \* 10/2009 Ueda et al. .... D10/98  
D604,643 S \* 11/2009 Ahlstrom ..... D10/31  
D604,644 S \* 11/2009 Ahlstrom ..... D10/31  
D608,224 S \* 1/2010 Goyet ..... D10/38  
D626,017 S \* 10/2010 Ahlstrom ..... D10/31

\* cited by examiner

*Primary Examiner* — Lucy Lieberman

(74) *Attorney, Agent, or Firm* — Terence P. O'Brien

(57) **CLAIM**

I claim the ornamental design for a wrist-top instrument, as shown and described.

**DESCRIPTION**

FIG. 1 is an upper, left side perspective view of a wrist-top instrument;

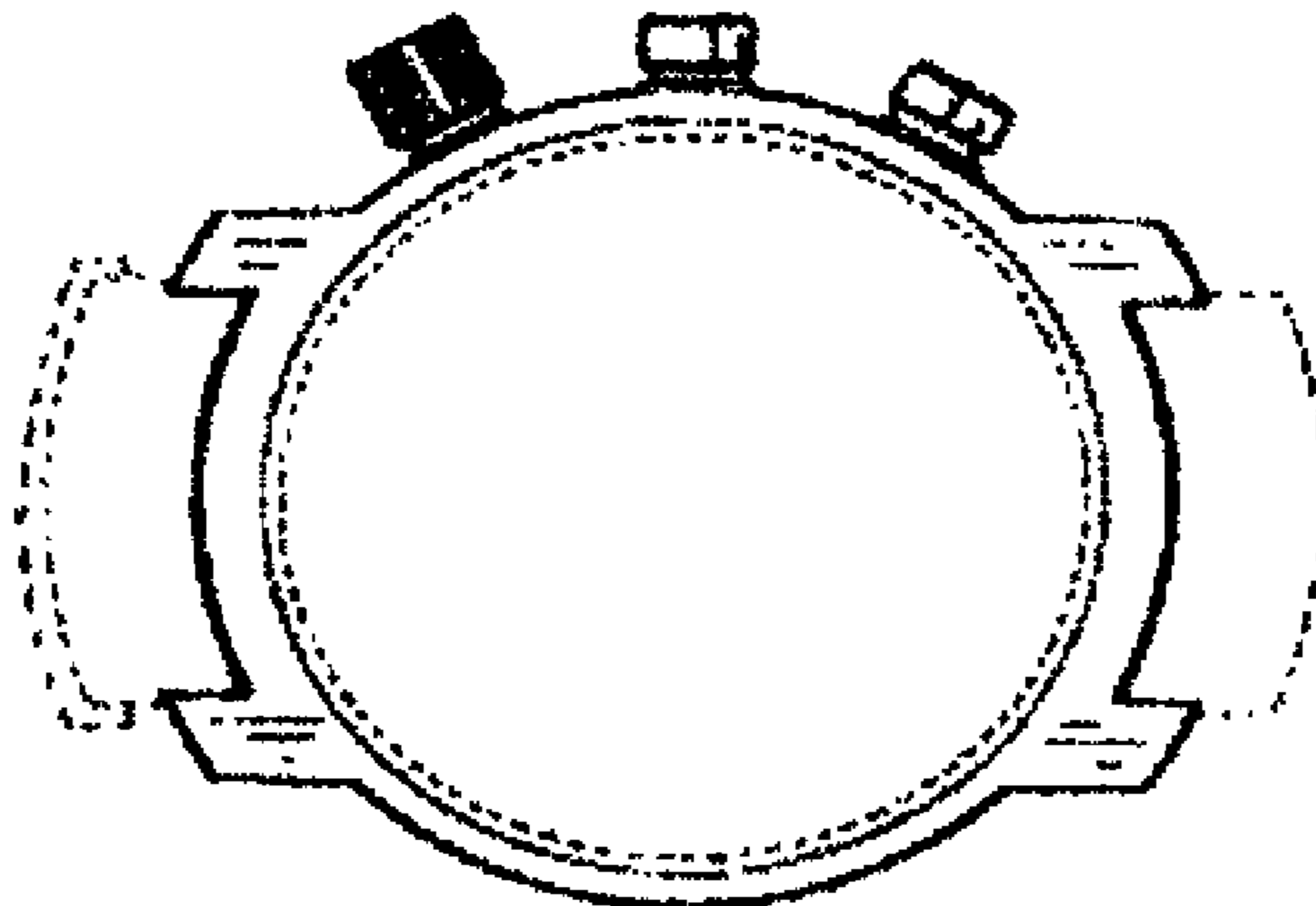
FIG. 2 is a top view of the wrist-top instrument of FIG. 1;

FIG. 3 is an enlarged lower perspective view of a region of the wrist-top instrument of FIG. 4; and,

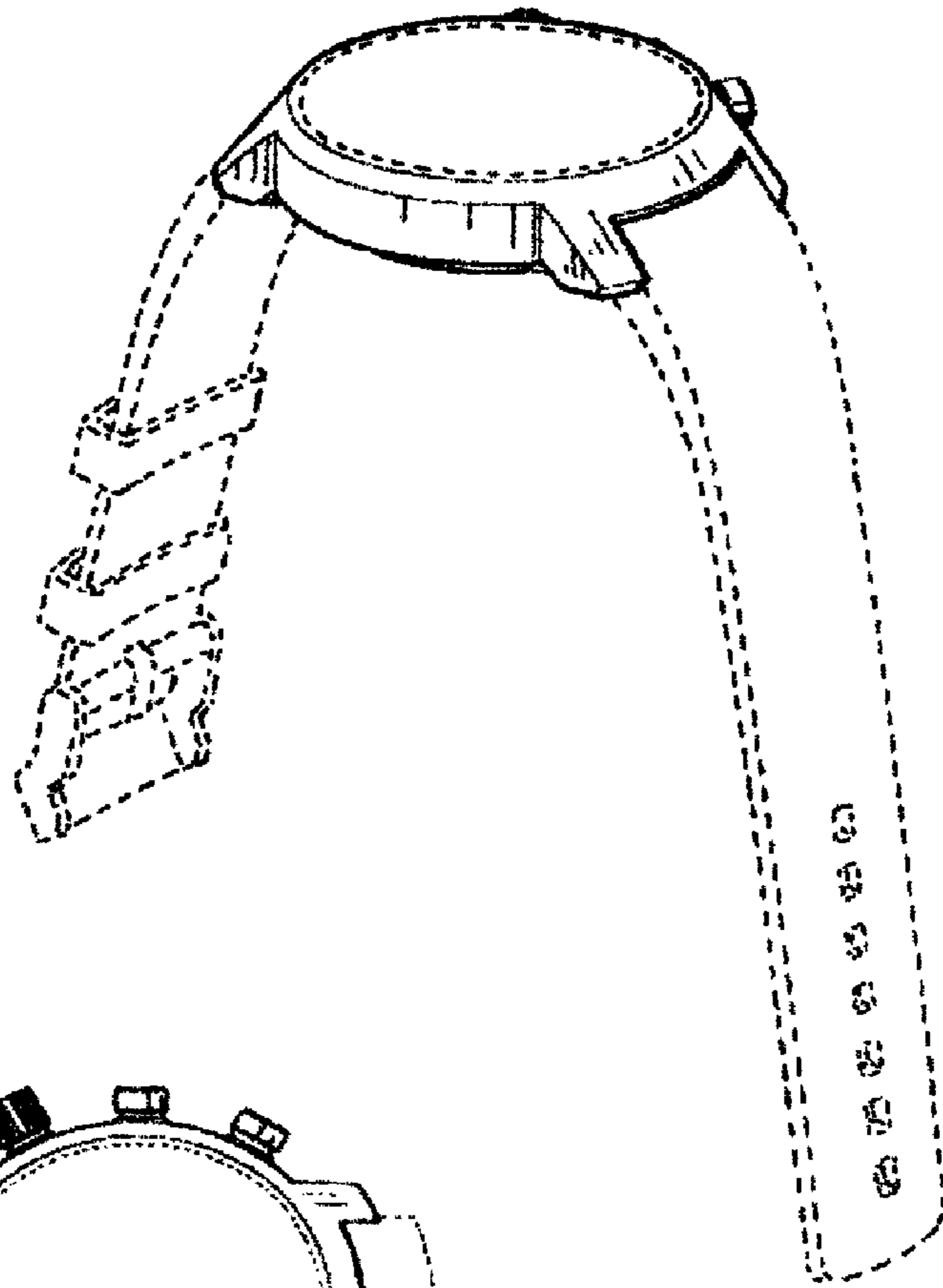
FIG. 4 is a lower, right side perspective view of the wrist-top instrument of FIG. 1.

The ornamental design that is claimed is shown in solid lines in the drawings. The jagged broken lines in FIGS. 3 and 4, which are located around the U-shaped indentation on the bottom of the wrist-top instrument are used to show the unclaimed boundary of the portion of the design that is shown in the enlarged fragmentary view. The other broken lines in the drawings, such as the broken lines showing a wrist band, are included for the purpose of illustrating environmental elements only and form no part of the claimed design.

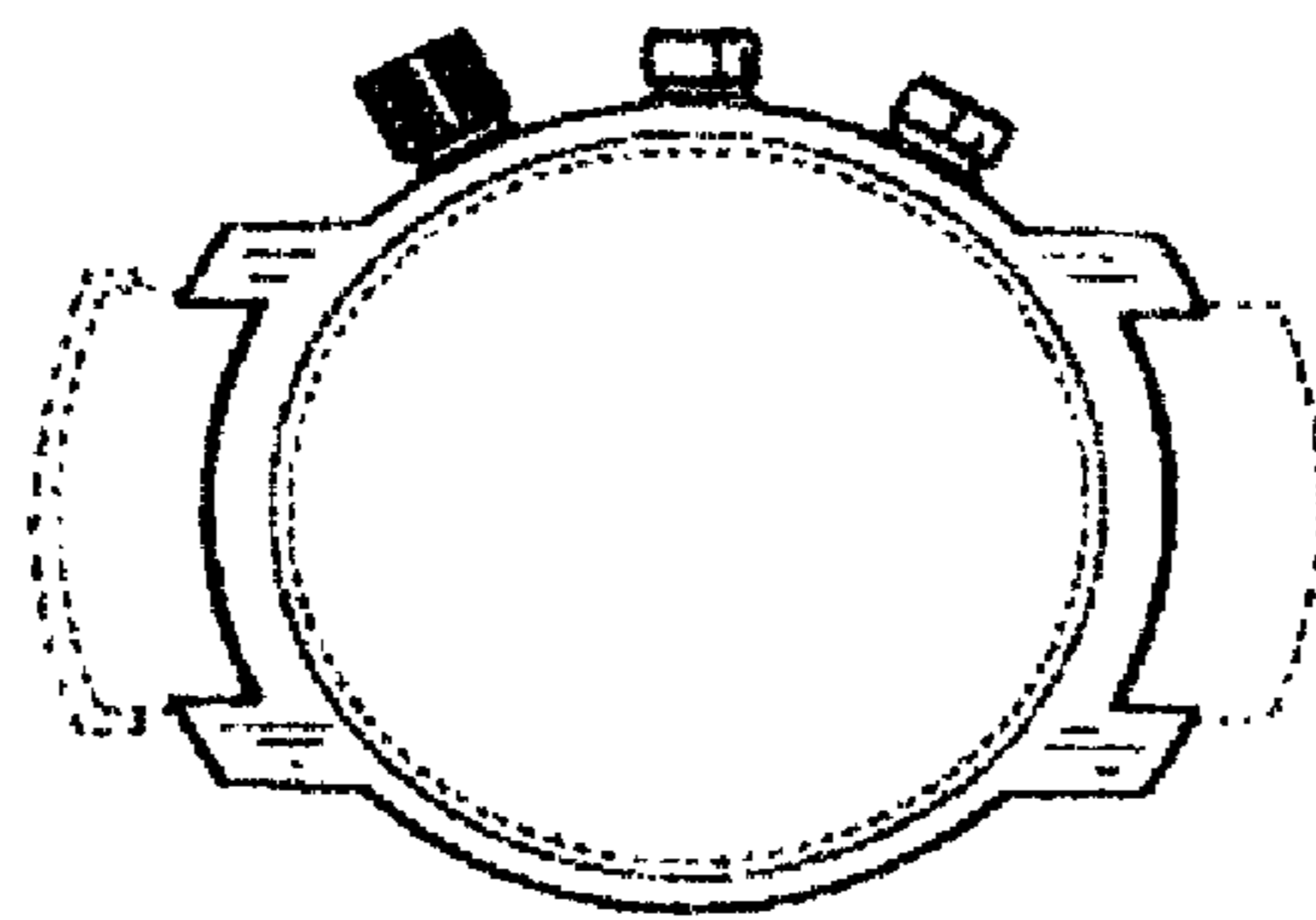
**1 Claim, 2 Drawing Sheets**



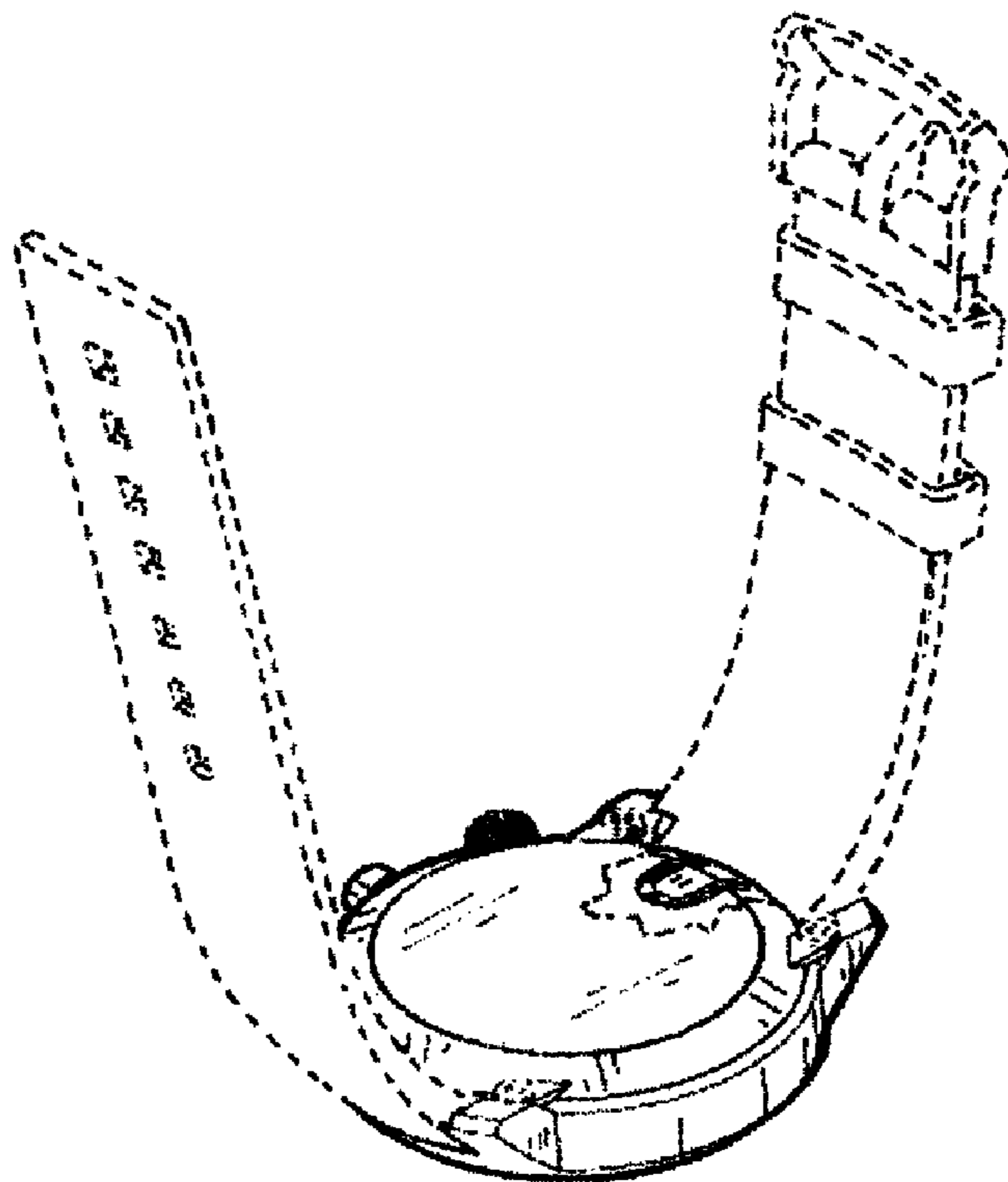
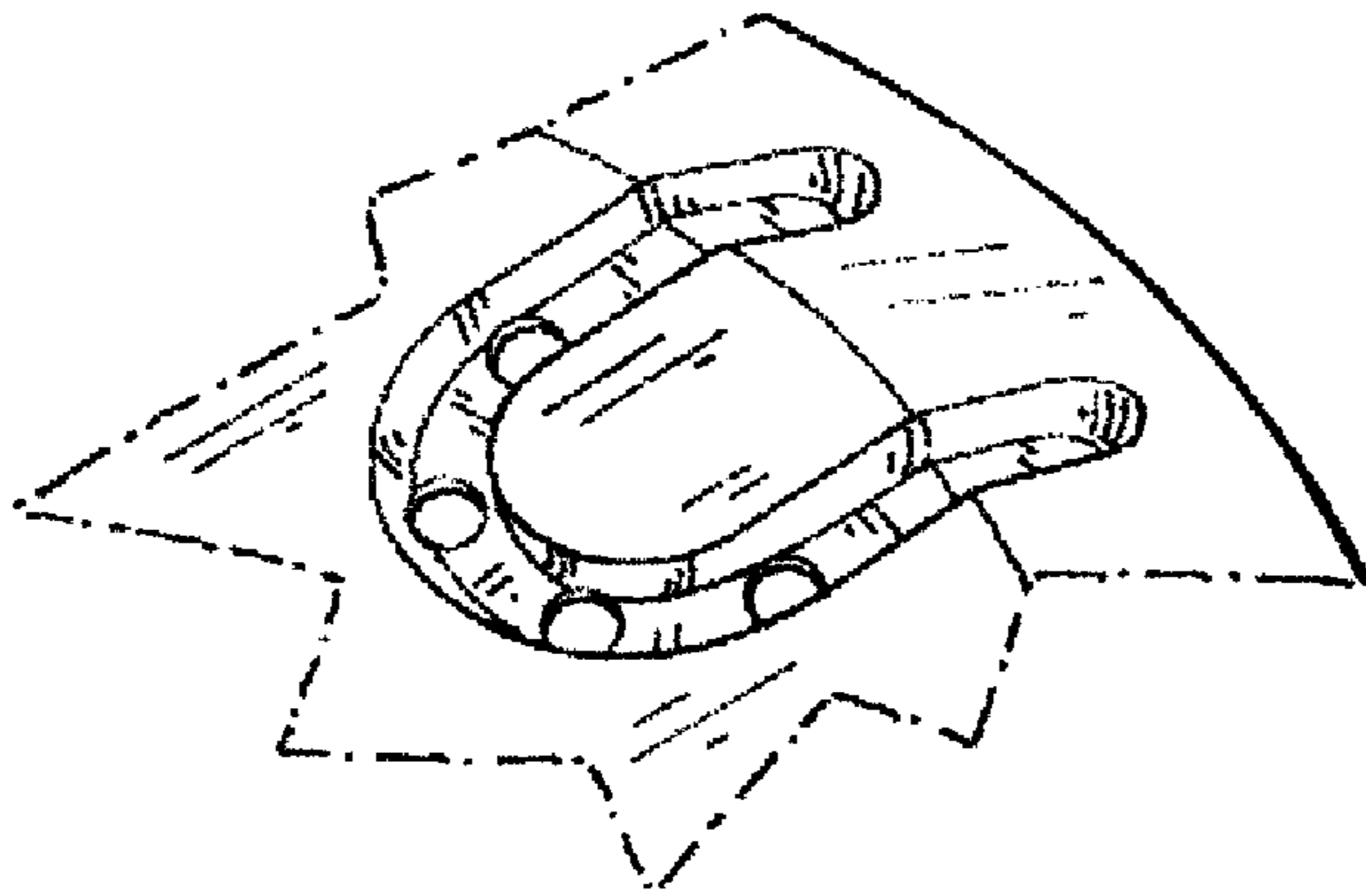
*Fig. 1*



*Fig. 2*



*Fig: 3*



*Fig: 4*