



US00D652322S

(12) **United States Design Patent**
Stuiber et al.

(10) **Patent No.:** **US D652,322 S**
(45) **Date of Patent:** **** Jan. 17, 2012**

(54) **SEASONING PACKAGE**
(75) Inventors: **Deborah Stuiber**, Baltimore, MD (US);
Mark Jenkins, Pasadena, MD (US)
(73) Assignee: **McCormick & Company,**
Incorporated, Sparks, MD (US)

5,381,901 A 1/1995 Hundley
5,529,179 A 6/1996 Hanson
5,664,670 A 9/1997 Cozzie
D387,977 S 12/1997 Kallgren
(Continued)

(**) Term: **14 Years**

FOREIGN PATENT DOCUMENTS
GB 2 292134 2/1996
(Continued)

(21) Appl. No.: **29/391,632**

OTHER PUBLICATIONS

(22) Filed: **May 11, 2011**

Canadian Office Action issued May 19, 2011, in Patent Application No. 140315.

Related U.S. Application Data

(Continued)

(62) Division of application No. 29/380,403, filed on Dec. 3, 2010.

(51) **LOC (9) Cl.** **09-01**

Primary Examiner — Thomas Johannes

(52) **U.S. Cl.** **D9/732**

(74) *Attorney, Agent, or Firm* — Oblon, Spivak, McClelland, Maier & Neustadt, L.L.P.

(58) **Field of Classification Search** D9/414,
D9/415, 418, 430, 432, 433, 730, 732, 737,
D9/756, 757, 758, 761, 762; 220/500; 206/5,
206/5.1, 216, 461, 462, 524.1, 527, 528,
206/531, 532, 538, 539, 546–566; D6/512,
D6/515, 516; D3/201, 203.1, 203.2, 203.3,
D3/264; D21/100, 102, 107, 121, 218
See application file for complete search history.

(57) **CLAIM**

The ornamental design for a seasoning package, as shown and described.

DESCRIPTION

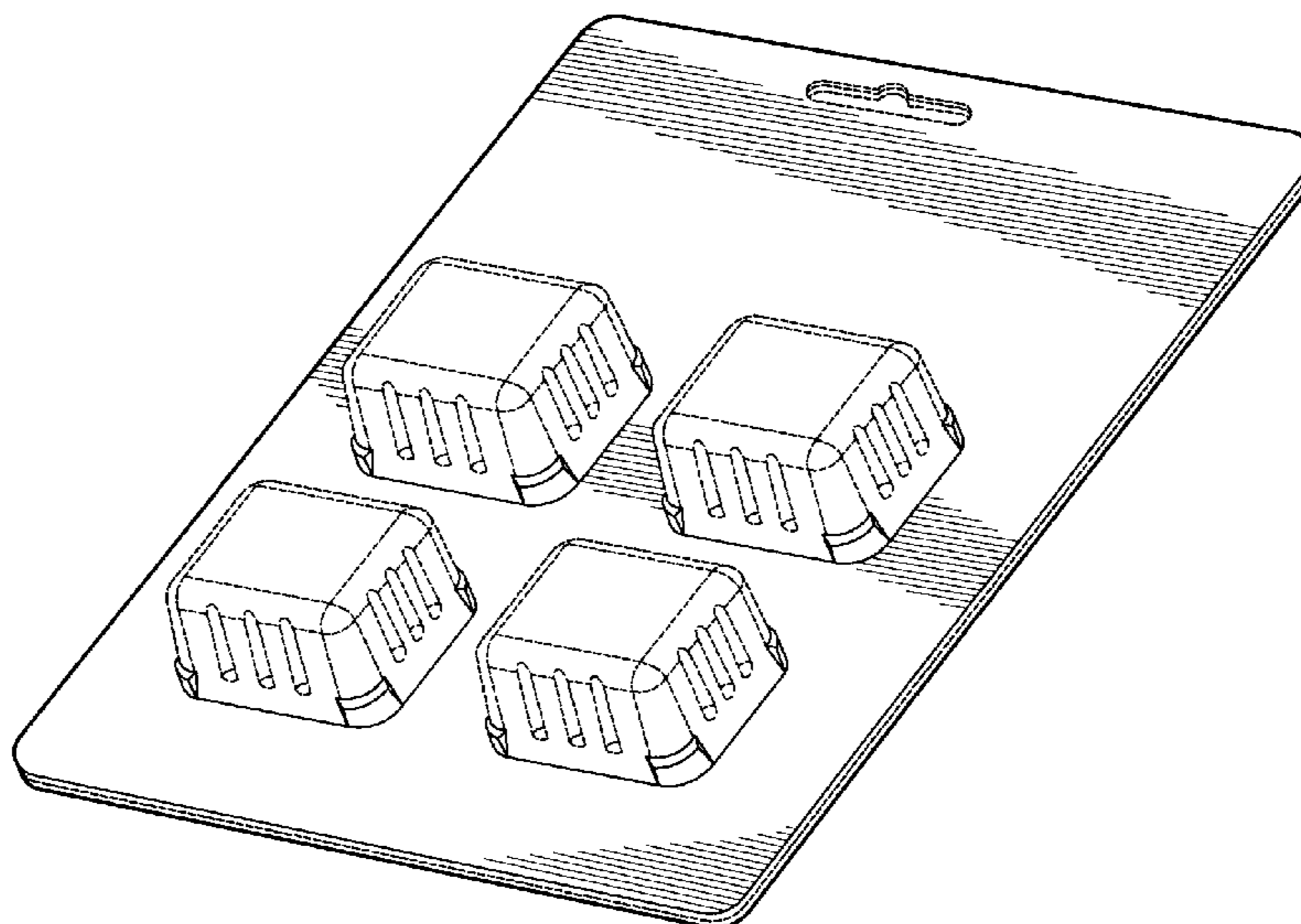
(56) **References Cited**

U.S. PATENT DOCUMENTS

2,705,579 A 4/1955 Mason
2,745,751 A 5/1956 Pichardo
3,394,869 A * 7/1968 Fontana et al. 229/123.2
3,563,768 A 2/1971 Melnick
4,168,002 A 9/1979 Crosby
4,299,851 A 11/1981 Lowe
D262,190 S 12/1981 Stanton
4,790,429 A 12/1988 Fukushima
D342,025 S 12/1993 Abraben et al.
5,316,400 A 5/1994 Hoyt et al.

FIG. 1 is a front elevational view of a seasoning package showing our new design;
FIG. 2 is a right side elevational view thereof, the left side elevational view being a mirror image of the side view shown;
FIG. 3 is a bottom plan view thereof, the top plan view being a mirror image of the plan view shown;
FIG. 4 is a rear elevational view thereof; and,
FIG. 5 is a bottom, front, and right side perspective view thereof.
The broken lines in the FIGS. 1-5 depict unclaimed subject matter only and form no part of the claimed design.

1 Claim, 3 Drawing Sheets



US D652,322 S

Page 2

U.S. PATENT DOCUMENTS

5,695,798 A 12/1997 Rozzan
6,093,430 A 7/2000 Gupta
6,138,905 A 10/2000 Hachenski
D544,370 S 6/2007 Tuccillo
D548,618 S 8/2007 Ferguson et al.
D588,471 S 3/2009 Fluegel et al.
D597,418 S 8/2009 Stojek
D598,785 S 8/2009 Stojek
D607,750 S 1/2010 Freeland et al.
D614,045 S 4/2010 Gaudenzi et al.
D620,812 S 8/2010 Gaudenzi et al.
D628,090 S 11/2010 Stuibert et al.
D637,090 S * 5/2011 Stuibert et al. D9/732
D642,482 S 8/2011 Stuibert et al.
2002/0079240 A1 6/2002 Kelley
2002/0104773 A1 8/2002 Kalvelage et al.

2003/0003199 A1 1/2003 Perez
2003/0015453 A1 1/2003 Ganey et al.
2005/0281921 A1 12/2005 Langston
2006/0127540 A1 6/2006 Keckeis
2008/0107781 A1 5/2008 Carroll
2008/0113070 A1 5/2008 Mansour
2009/0134051 A1 5/2009 Rapp et al.
2010/0168074 A1 7/2010 Culligan et al.

FOREIGN PATENT DOCUMENTS

GB 2 439835 1/2008

OTHER PUBLICATIONS

www.kitchenguru.co.uk, retrieved on May 7, 2009, 6 pages.
U.S. Appl. No. 29/391,764, filed May 12, 2011, Stuibert, et al.

* cited by examiner

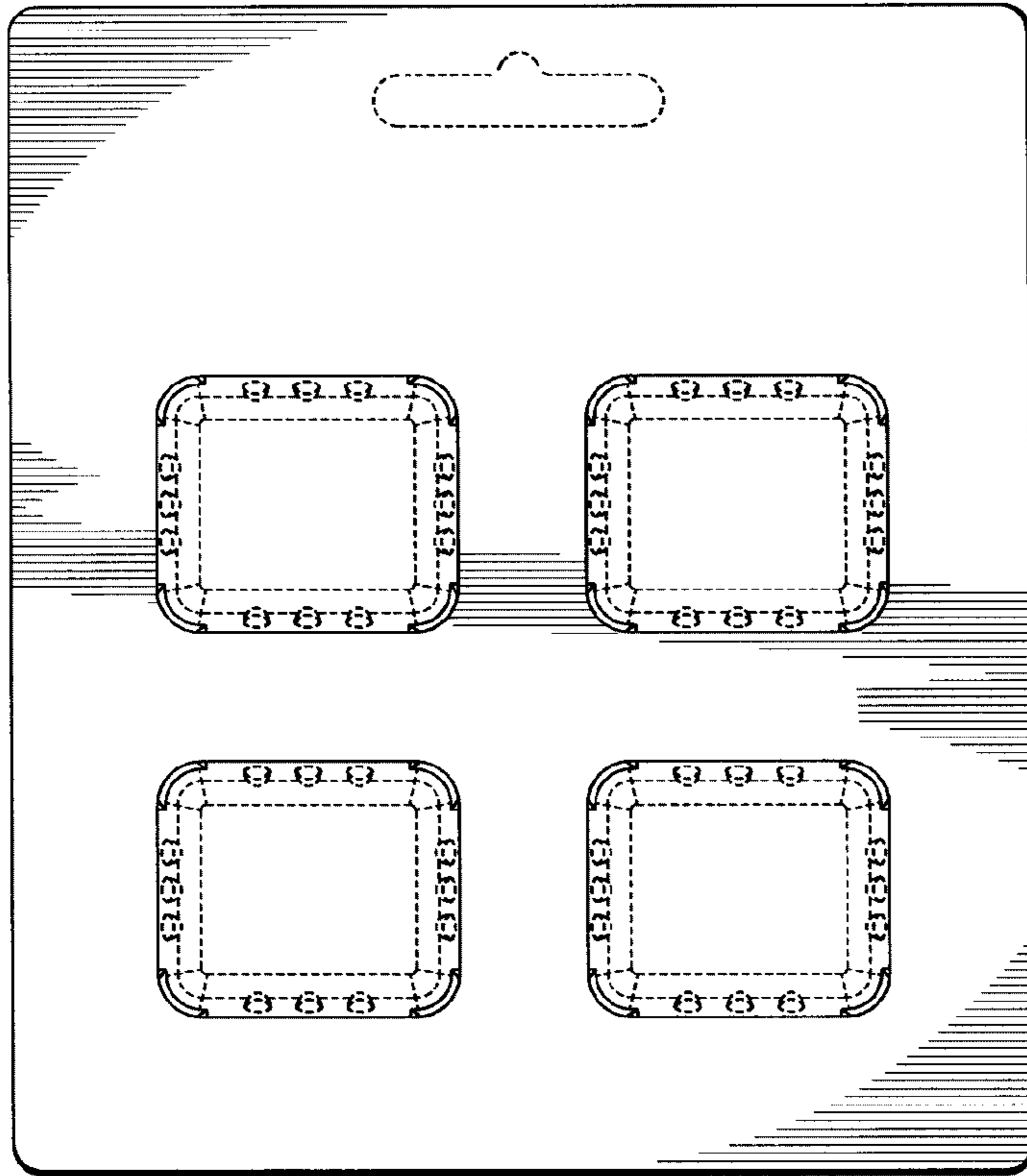


Fig. 1

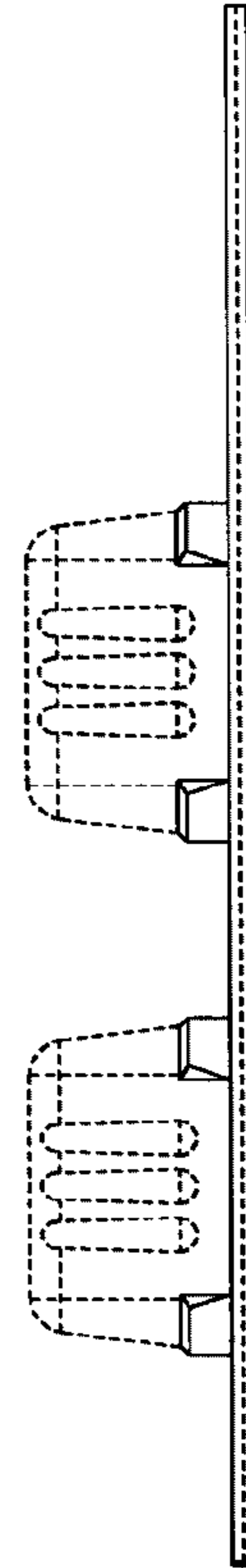


Fig. 2

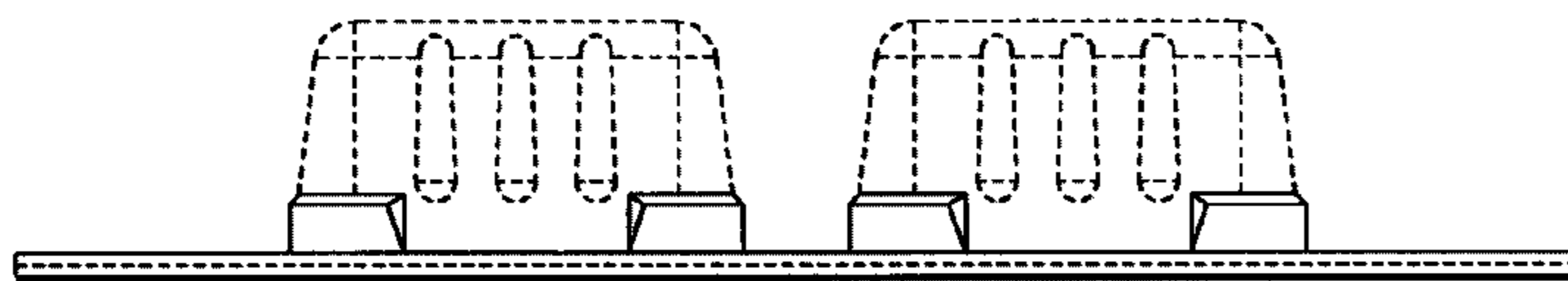


Fig. 3

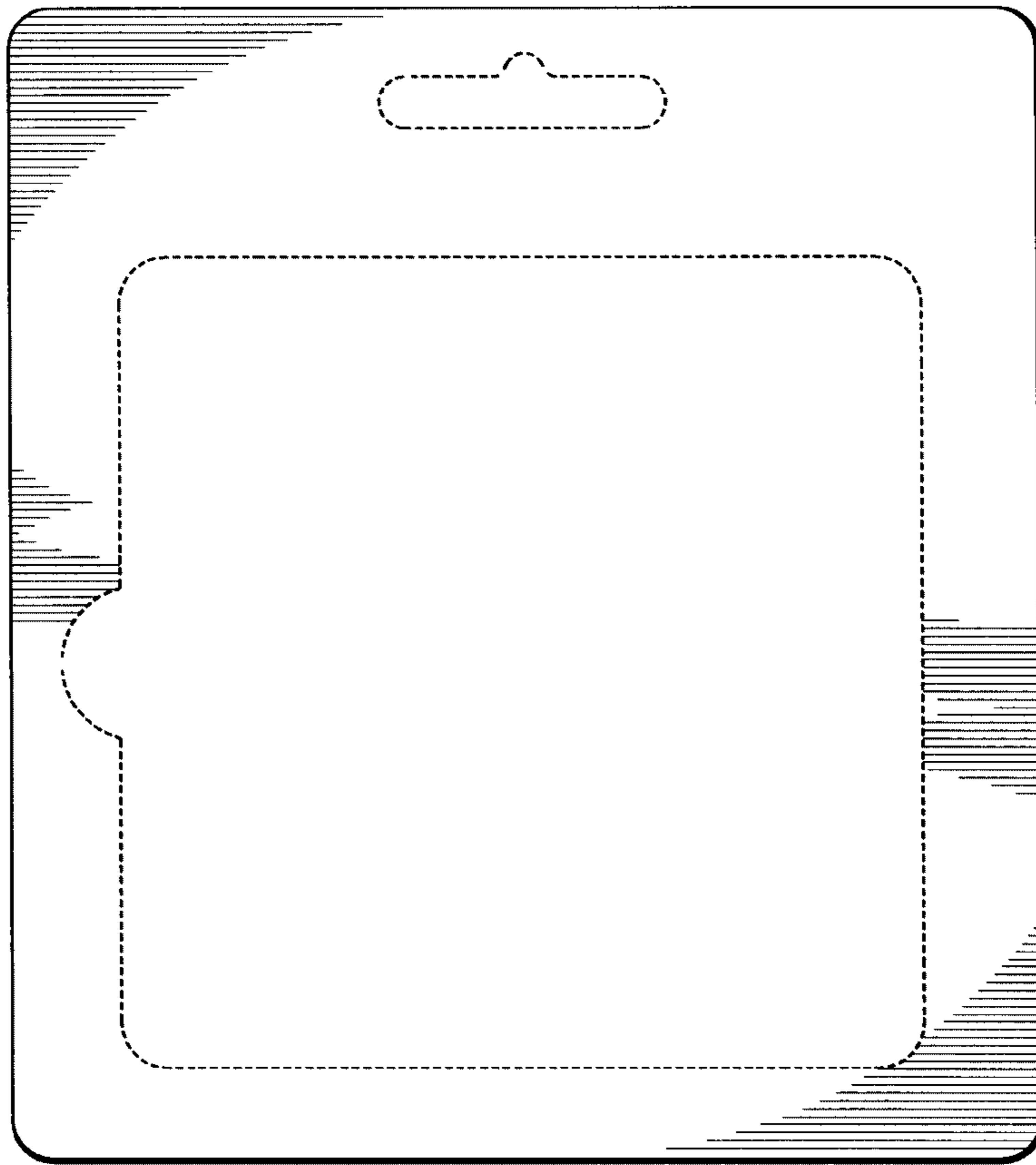


Fig. 4

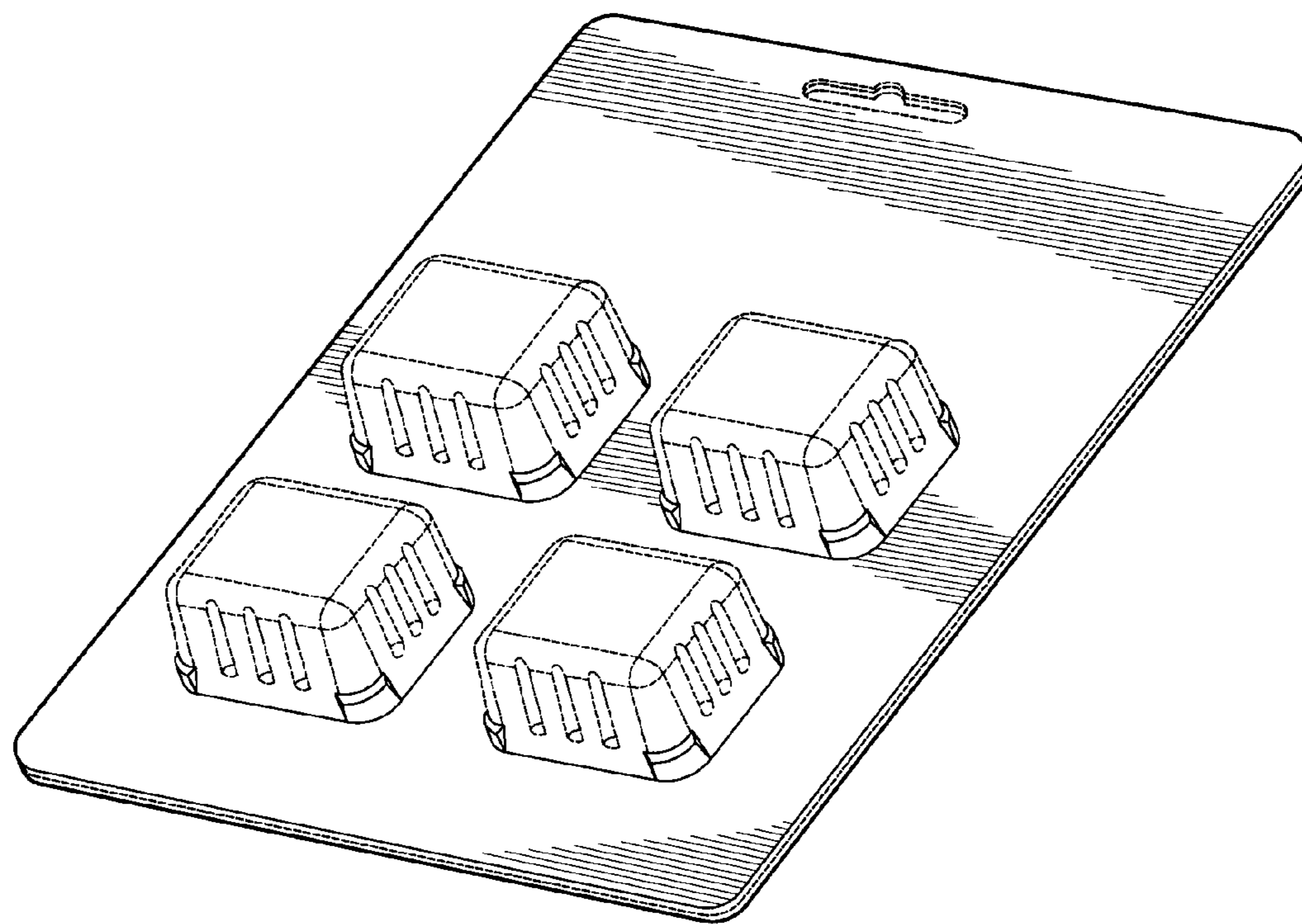


Fig. 5