



US00D652321S

(12) **United States Design Patent**
Melnick

(10) **Patent No.:** **US D652,321 S**
(45) **Date of Patent:** **** Jan. 17, 2012**

(54) **DISPLAY PACKAGING WITH INSERT FOR MULTIPLE WRITING INSTRUMENTS**

(75) Inventor: **Deborah Melnick**, Sewell, NJ (US)

(73) Assignee: **Debbie Lynn, Inc.**, Sewell, NJ (US)

(**) Term: **14 Years**

(21) Appl. No.: **29/373,295**

(22) Filed: **Mar. 25, 2011**

(51) **LOC (9) Cl.** **09-03**

(52) **U.S. Cl.** **D9/721**

(58) **Field of Classification Search** D9/337,
D9/414, 419, 421, 423, 432, 433, 701, 707,
D9/711, 715, 737, 499; 220/500, 520, 62,
220/668, 670; 206/213.1, 214, 216, 218,
206/223, 256, 258, 306, 443, 525.1, 527;
229/100, 102, 103.11, 120.02, 120.24, 122,
229/125.37, 124, 164.2, 800

See application file for complete search history.

(56) **References Cited**

U.S. PATENT DOCUMENTS

1,217,283	A *	2/1917	Daniel et.al.	206/443
1,744,388	A *	1/1930	Johnson	206/214
D210,651	S *	4/1968	Matsui	D9/721
D310,641	S *	9/1990	Miller et al.	D10/109.1
D314,135	S *	1/1991	Newell et al.	D9/696
D328,026	S *	7/1992	Stenstrom	D9/721
D371,068	S *	6/1996	Chapman et al.	D9/721
D387,983	S *	12/1997	Lanoie	D9/424
6,059,113	A *	5/2000	Hodges	206/443
D480,301	S *	10/2003	Pratt	D9/415
D490,705	S *	6/2004	Olsson	D9/432

D578,875	S *	10/2008	Kent et al.	D9/418
D590,257	S *	4/2009	Matsumoto et al.	D9/457
D614,022	S *	4/2010	Melnick	D9/415
D638,307	S *	5/2011	Rossi et al.	D9/721

* cited by examiner

Primary Examiner — Thomas Johannes

(74) *Attorney, Agent, or Firm* — Sperry, Zoda & Kane

(57) **CLAIM**

The ornamental design for display packaging with insert for multiple writing instruments, as shown and described.

DESCRIPTION

FIG. 1 is a front perspective view of a display packaging with insert for multiple writing instruments showing my new design;

FIG. 2 is a front elevation view thereof;

FIG. 3 is a rear elevation view thereof;

FIG. 4 is a side elevation view thereof taken from the left of FIG. 2;

FIG. 5 is a side elevation view thereof taken from the right of FIG. 2;

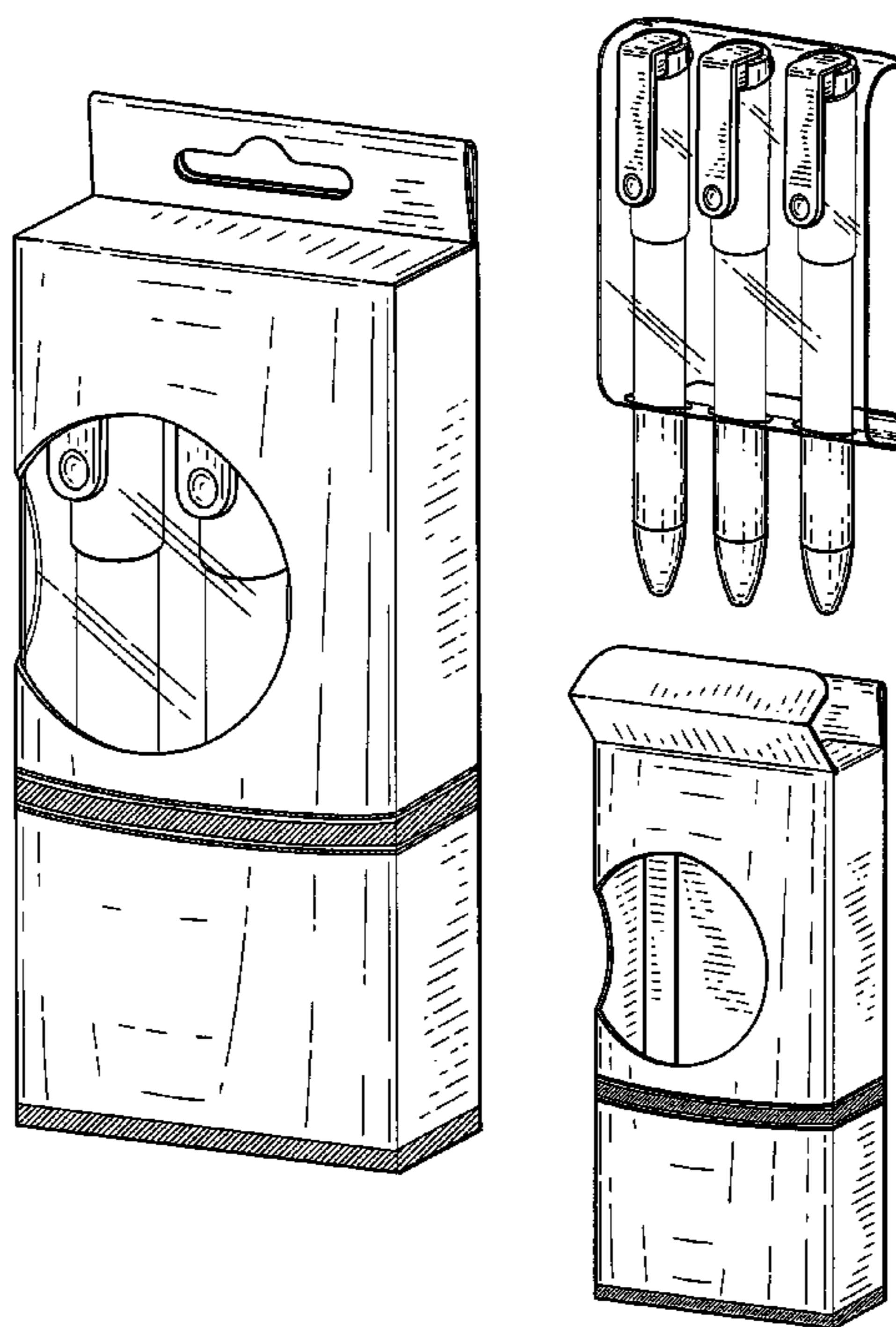
FIG. 6 is a top plan view thereof;

FIG. 7 is a bottom plan view thereof; and,

FIG. 8 is an exploded perspective view showing the pens mounted in the insert container and removed from the external portion of the packaging for the purposes of clarity.

The horizontal bands of diagonal hatching in FIGS. 1 through 5, 7 and 8, represent a claimed surface pattern.

1 Claim, 7 Drawing Sheets



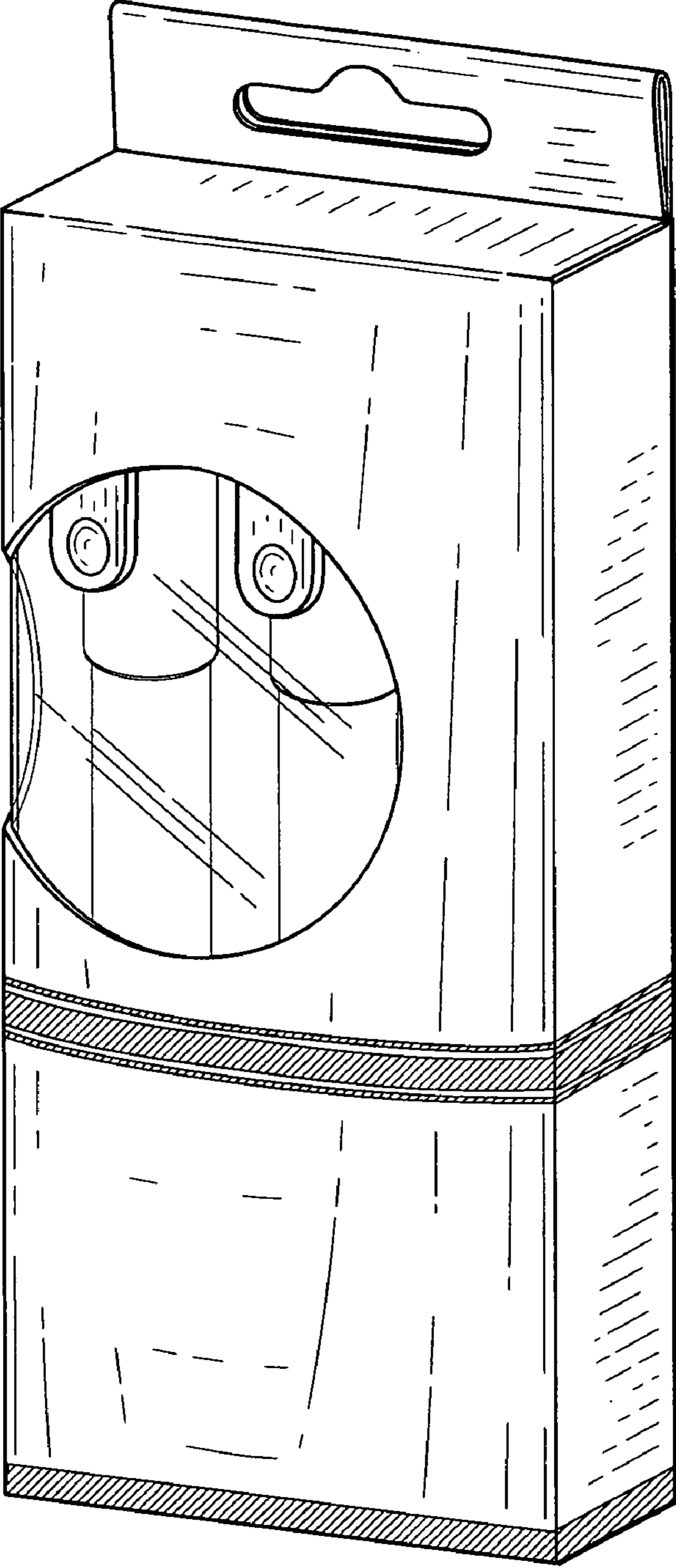


FIG. 1

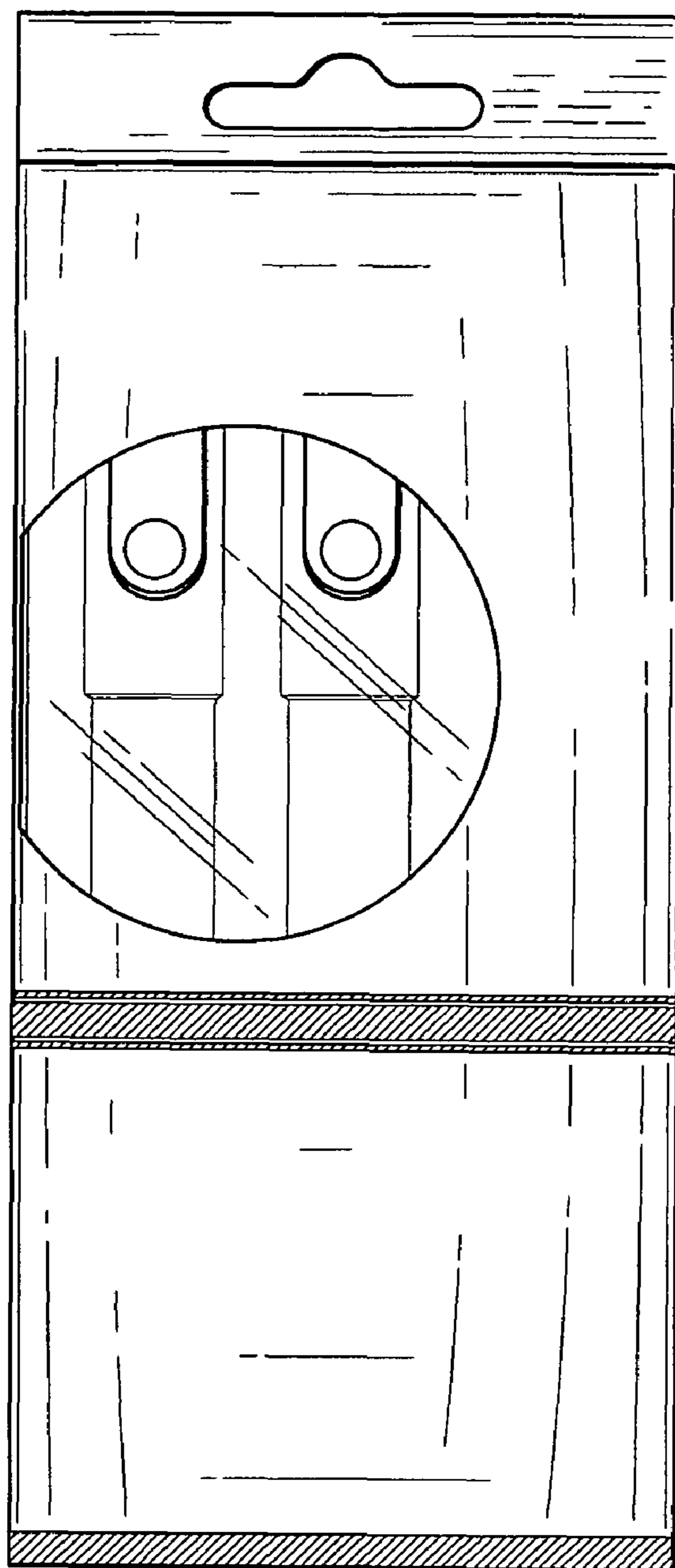


FIG. 2

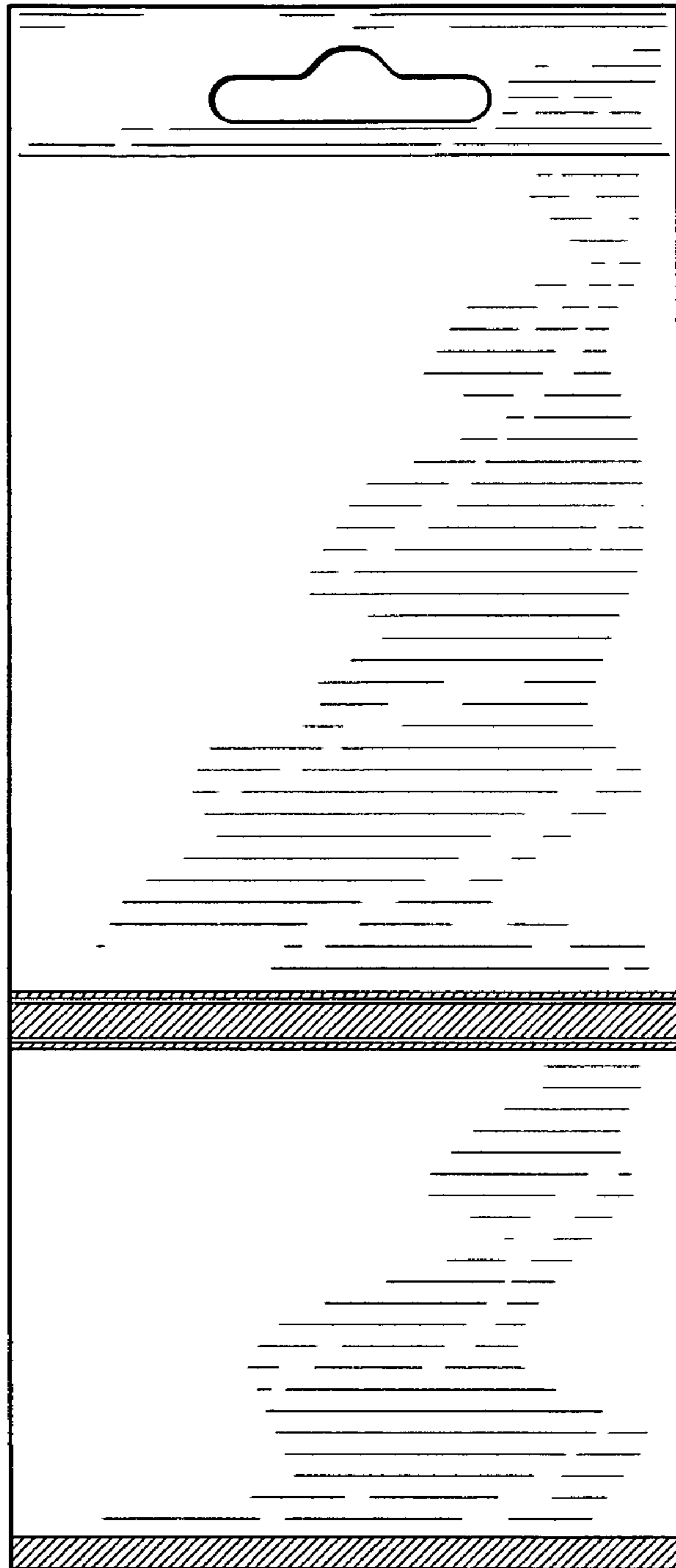


FIG. 3

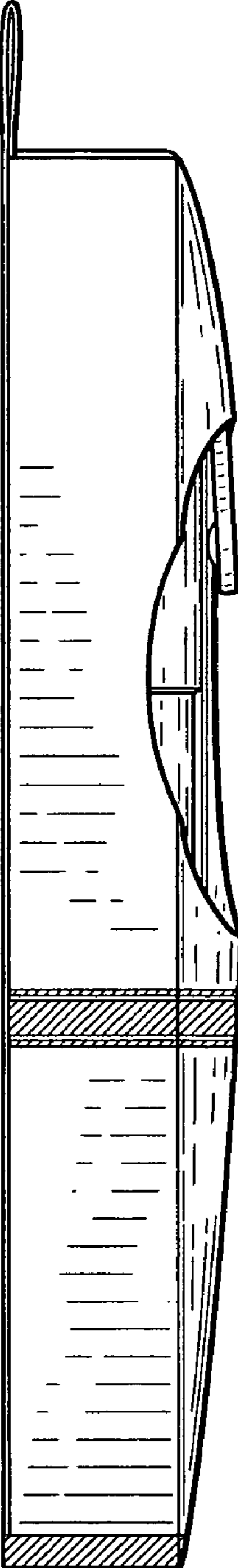


FIG. 4

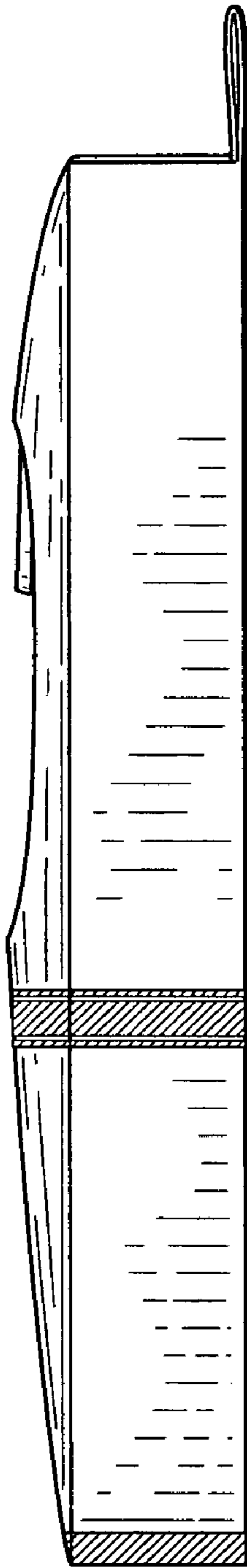


FIG. 5

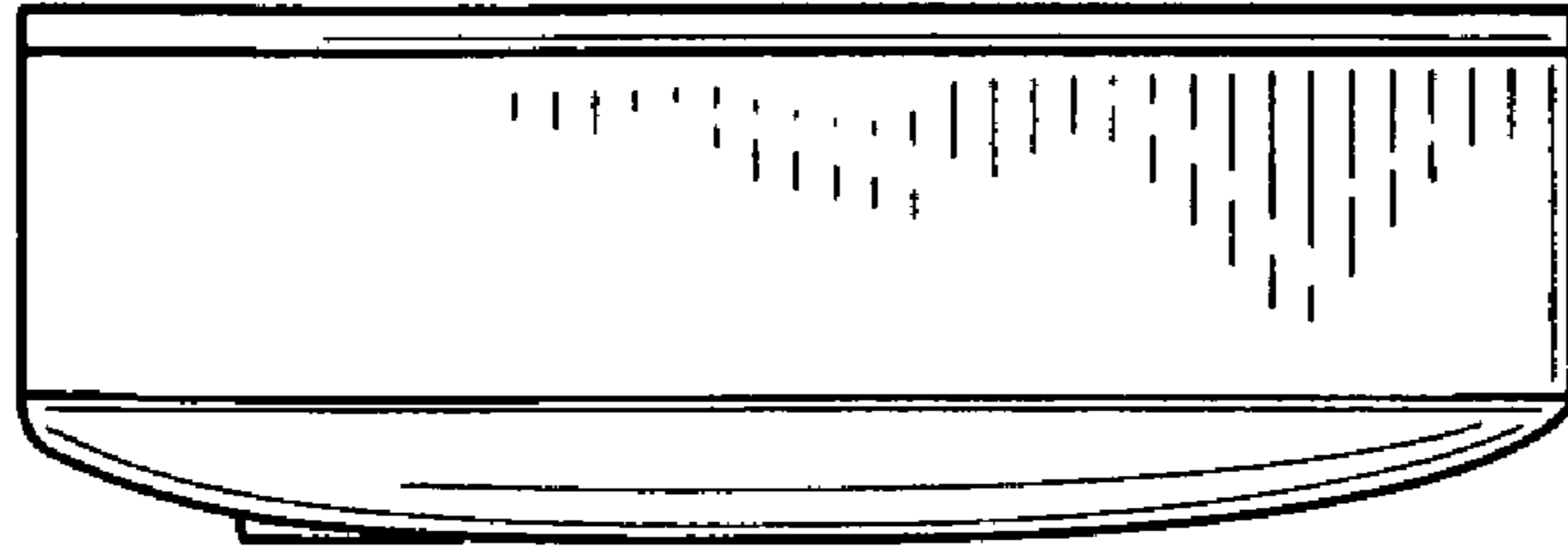


FIG. 6

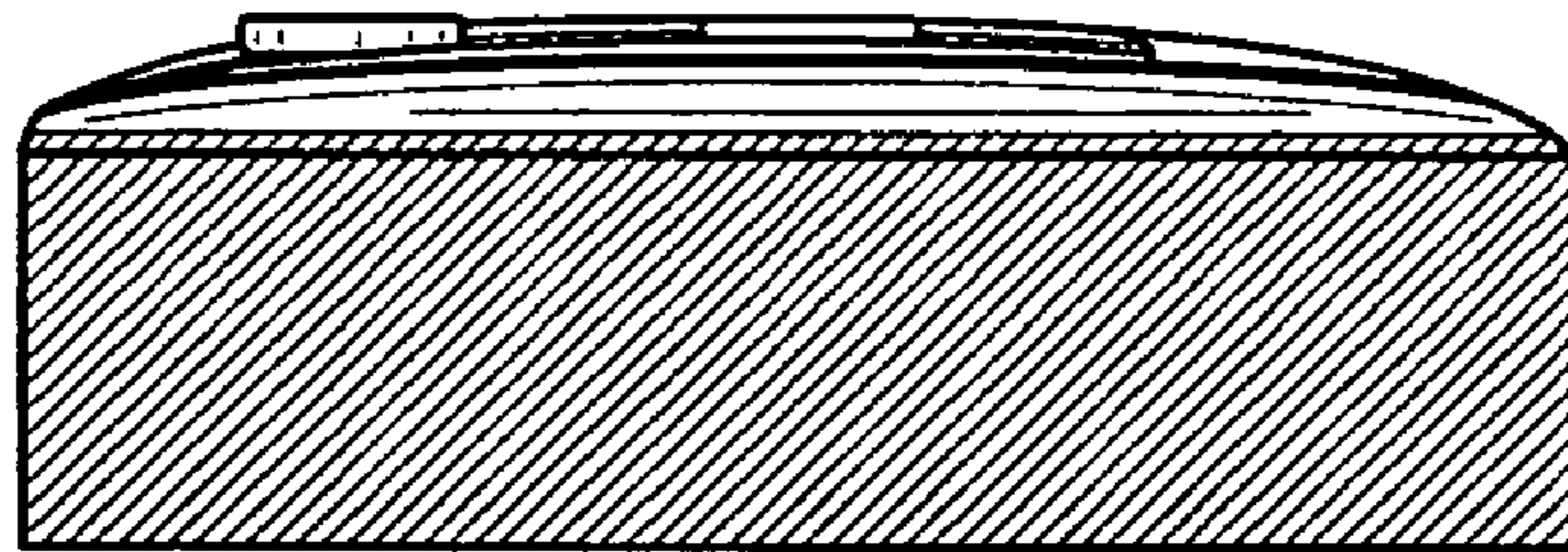


FIG. 7

FIG. 8

