



US00D652320S

(12) **United States Design Patent**
Sander

(10) **Patent No.:** **US D652,320 S**
(45) **Date of Patent:** **** Jan. 17, 2012**

(54) **CONTAINER**

(75) Inventor: **Marco Sander**, Heilbronn (DE)

(73) Assignee: **Sander Rechtsanwälte Steuerberater**,
Heilbronn (DE)

(**) Term: **14 Years**

(21) Appl. No.: **29/392,040**

(22) Filed: **May 17, 2011**

Related U.S. Application Data

(62) Division of application No. 29/368,005, filed on Aug.
17, 2010, now Pat. No. Des. 641,237.

(30) **Foreign Application Priority Data**

Jun. 22, 2010 (EM) 001722869-0001
Jun. 22, 2010 (EM) 001722869-0002
Jun. 22, 2010 (EM) 001722869-0003

(51) **LOC (9) Cl.** **09-03**

(52) **U.S. Cl.** **D9/697; D9/431**

(58) **Field of Classification Search** D9/430-433,
D9/414, 418, 420-423, 434, 697; D11/221;
206/278, 297, 299, 457, 770, 737, 810, 822;
229/100, 101, 101.3, 106, 108, 108.1, 116.1,
229/116.3, 116.5, 121, 122, 201, 213, 221,
229/222, 227, 922, 939, 942, 87.08, 101.2,
229/193, 195, 197

See application file for complete search history.

(56) **References Cited**

U.S. PATENT DOCUMENTS

D149,174 S 4/1948 Eaton
3,291,374 A * 12/1966 Lepisto et al. 383/200
3,458,111 A * 7/1969 Leasure et al. 383/201

3,663,239 A * 5/1972 Rowe et al. 426/113
D290,345 S * 6/1987 Abe D9/431
D356,026 S * 3/1995 Iaia et al. D9/697
5,417,040 A * 5/1995 Davoren 53/455
D395,004 S 6/1998 Shamoon
D399,136 S 10/1998 Anchor
D401,148 S 11/1998 Bouraoui et al.
D405,354 S * 2/1999 Meausoone D9/697
6,398,412 B2 * 6/2002 Wedi et al. 383/211
D471,102 S 3/2003 Gehring et al.
D471,806 S 3/2003 Gehring et al.
6,592,702 B2 * 7/2003 Nickell et al. 156/244.11
D494,861 S 8/2004 Guidotti et al.
D523,744 S 6/2006 Zeng
D549,593 S * 8/2007 Nobuto et al. D9/697
D558,047 S 12/2007 Pinkstone
D584,165 S 1/2009 Kerr et al.
D589,345 S 3/2009 Lang
D597,853 S 8/2009 Kerr et al.
D628,884 S 12/2010 Smith
D641,237 S * 7/2011 Sander D9/432

* cited by examiner

Primary Examiner — Thomas Johannes

(74) *Attorney, Agent, or Firm* — Panitch Schwarze Belisario
& Nadel LLP

(57) **CLAIM**

The ornamental design for a container, as shown and
described.

DESCRIPTION

FIG. 1 is a perspective view of a container in accordance with
my new design;

FIG. 2 is a front view thereof;

FIG. 3 is a left side view thereof;

FIG. 4 is a rear view thereof;

FIG. 5 is a right side thereof;

FIG. 6 is a top view thereof; and,

FIG. 7 is a bottom view thereof.

1 Claim, 4 Drawing Sheets

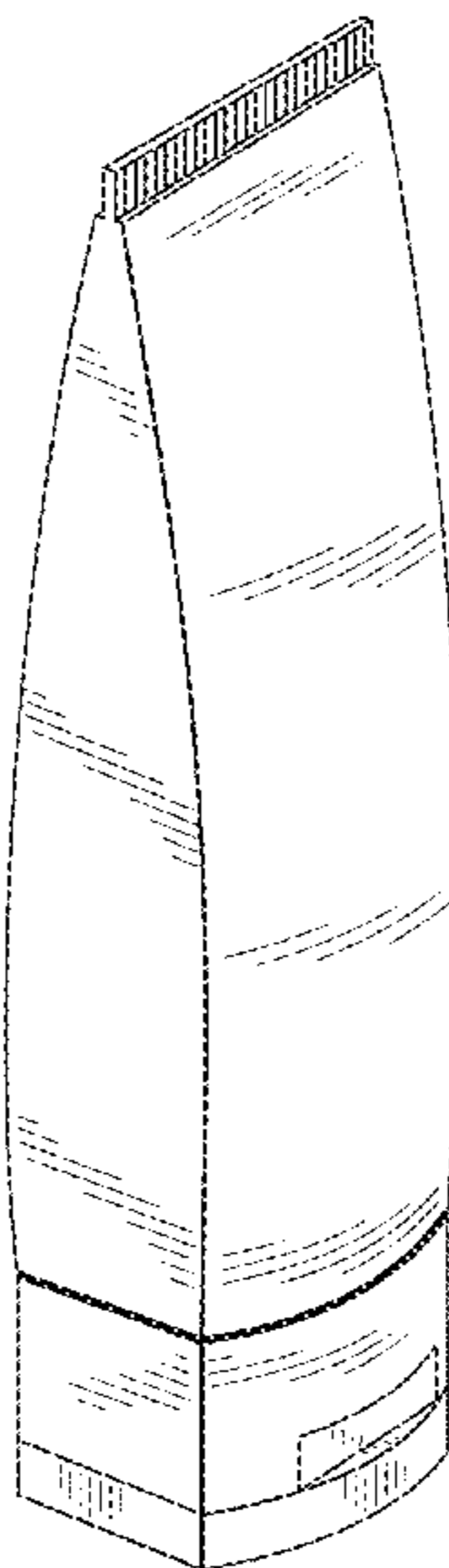


Fig. 1

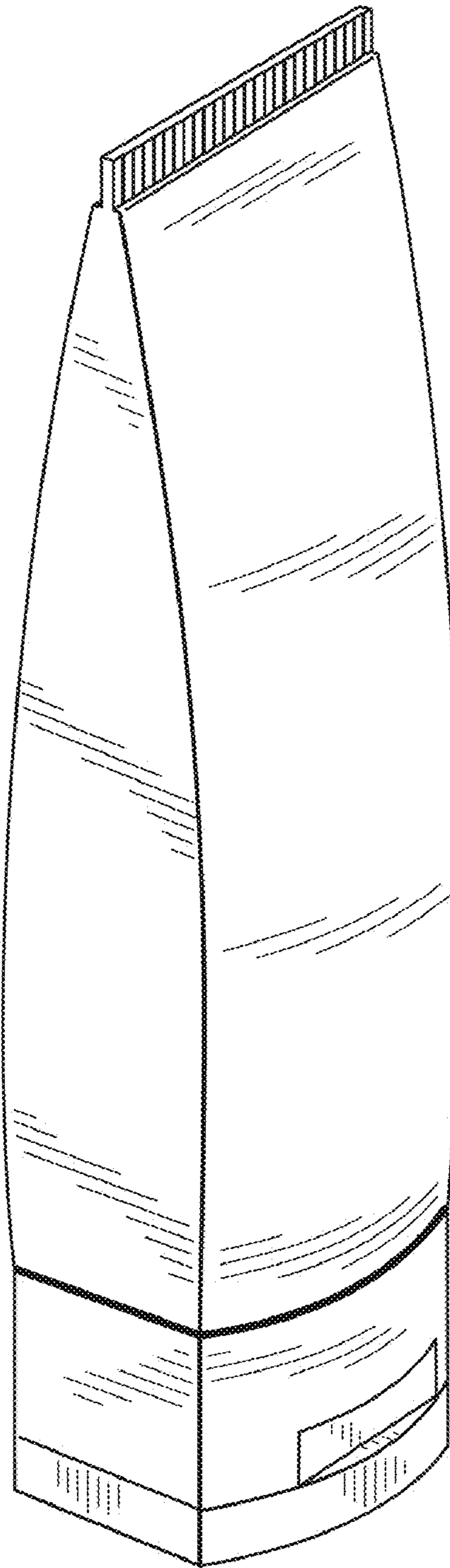


Fig. 2




Fig. 3

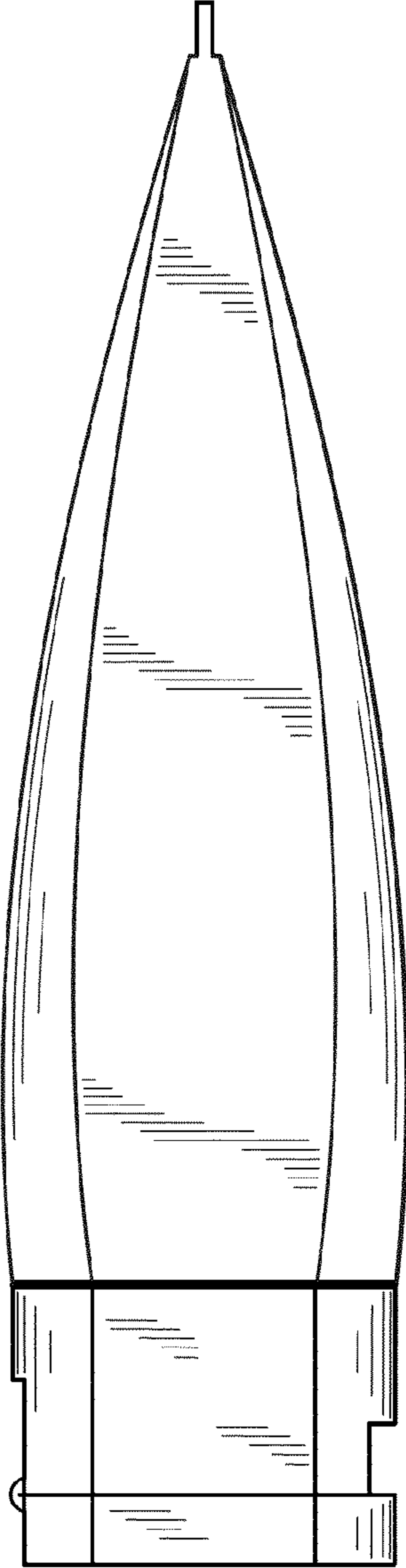


Fig. 4

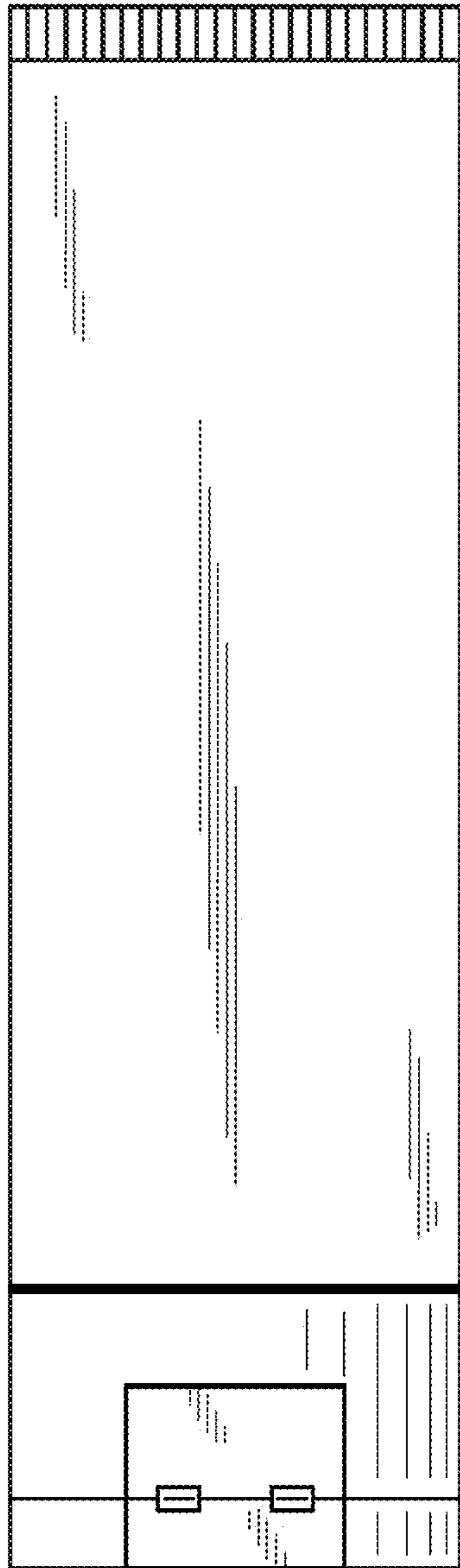


Fig. 5

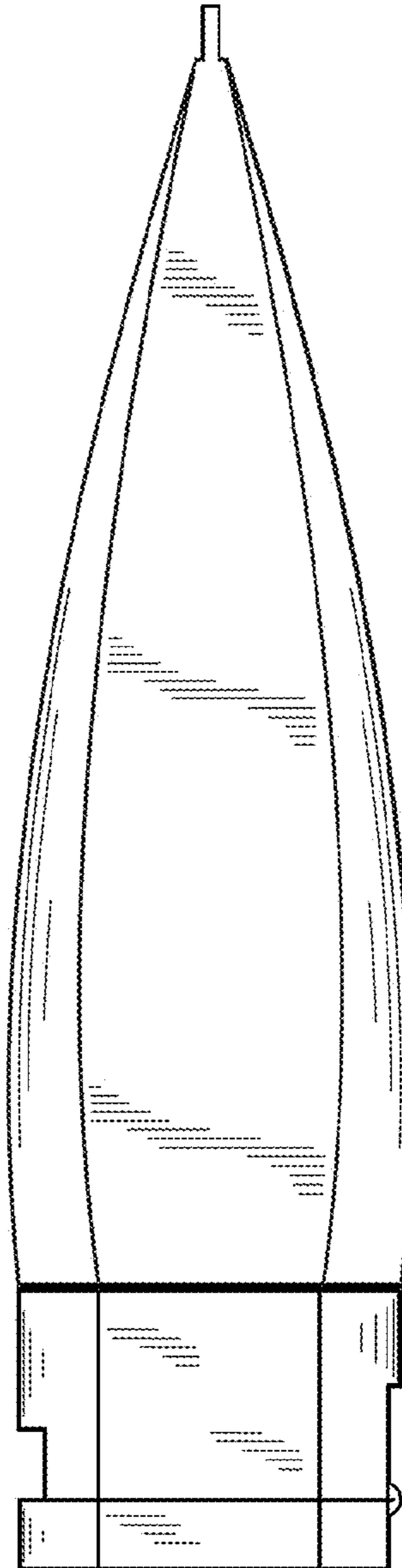


Fig. 6

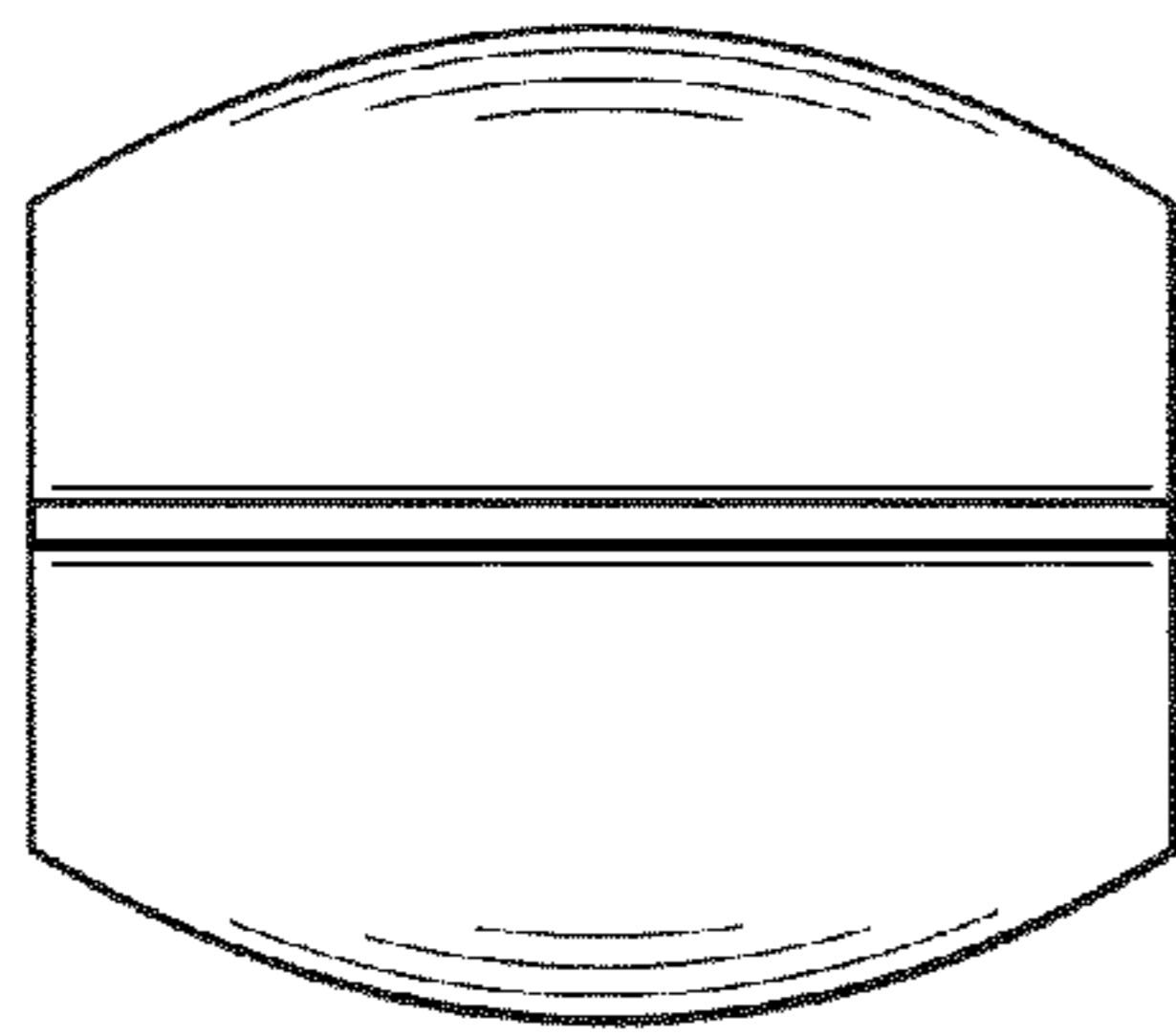


Fig. 7

