



US00D652300S

(12) **United States Design Patent**
Anderson et al.

(10) **Patent No.:** **US D652,300 S**
(45) **Date of Patent:** **** Jan. 17, 2012**

(54) **PACKAGE CARD FOR A PERSONAL CARE PRODUCT**

D82,181 S 9/1930 Sawin
1,814,561 A 7/1931 Krumm
1,842,542 A 1/1932 Dailey

(Continued)

(75) Inventors: **James Joseph Anderson**, Boston, MA (US); **Carl Andrew Gerhards**, Astoria, NY (US); **Andrew A. Markle**, New York, NY (US)

Primary Examiner — Susan Bennett Hattan
(74) *Attorney, Agent, or Firm* — John M. Lipchitz; Kevin C. Johnson; Steven W. Miller

(73) Assignee: **The Gillette Company**, Boston, MA (US)

(57) **CLAIM**

The ornamental design for a package card for a personal care product, as shown and described.

(**) Term: **14 Years**

DESCRIPTION

(21) Appl. No.: **29/377,943**

(22) Filed: **Oct. 28, 2010**

(51) **LOC (9) Cl.** **09-03**

(52) **U.S. Cl.** **D9/457; D9/434**

(58) **Field of Classification Search** D9/713,
D9/516, 457, 456, 447, 444, 443, 436, 435,
D9/434; D20/40, 28, 27, 22; D11/3; 40/633,
40/321, 313, 312, 310, 124.04, 673, 307;
220/694, 258.2, 233; 215/386; D19/9, 1;
222/107, 105

See application file for complete search history.

FIG. 1 is a perspective view of a package card for a personal care product of the present invention in an unfolded condition;

FIG. 2 is a top view thereof in an unfolded condition;

FIG. 3 is a bottom view thereof in an unfolded condition;

FIG. 4 is a right view thereof in an unfolded condition;

FIG. 5 is a left view thereof in an unfolded condition;

FIG. 6 is a front view thereof in an unfolded condition;

FIG. 7 is a rear view thereof in an unfolded condition;

FIG. 8 is a perspective view of the a package card for a personal care product of the present invention in a folded condition;

FIG. 9 is a top view thereof in a folded condition;

FIG. 10 is a bottom view thereof in a folded condition;

FIG. 11 is a right view thereof in a folded condition;

FIG. 12 is a left view thereof in a folded condition;

FIG. 13 is a front view thereof in a folded condition; and,

FIG. 14 is a rear view thereof in a folded condition.

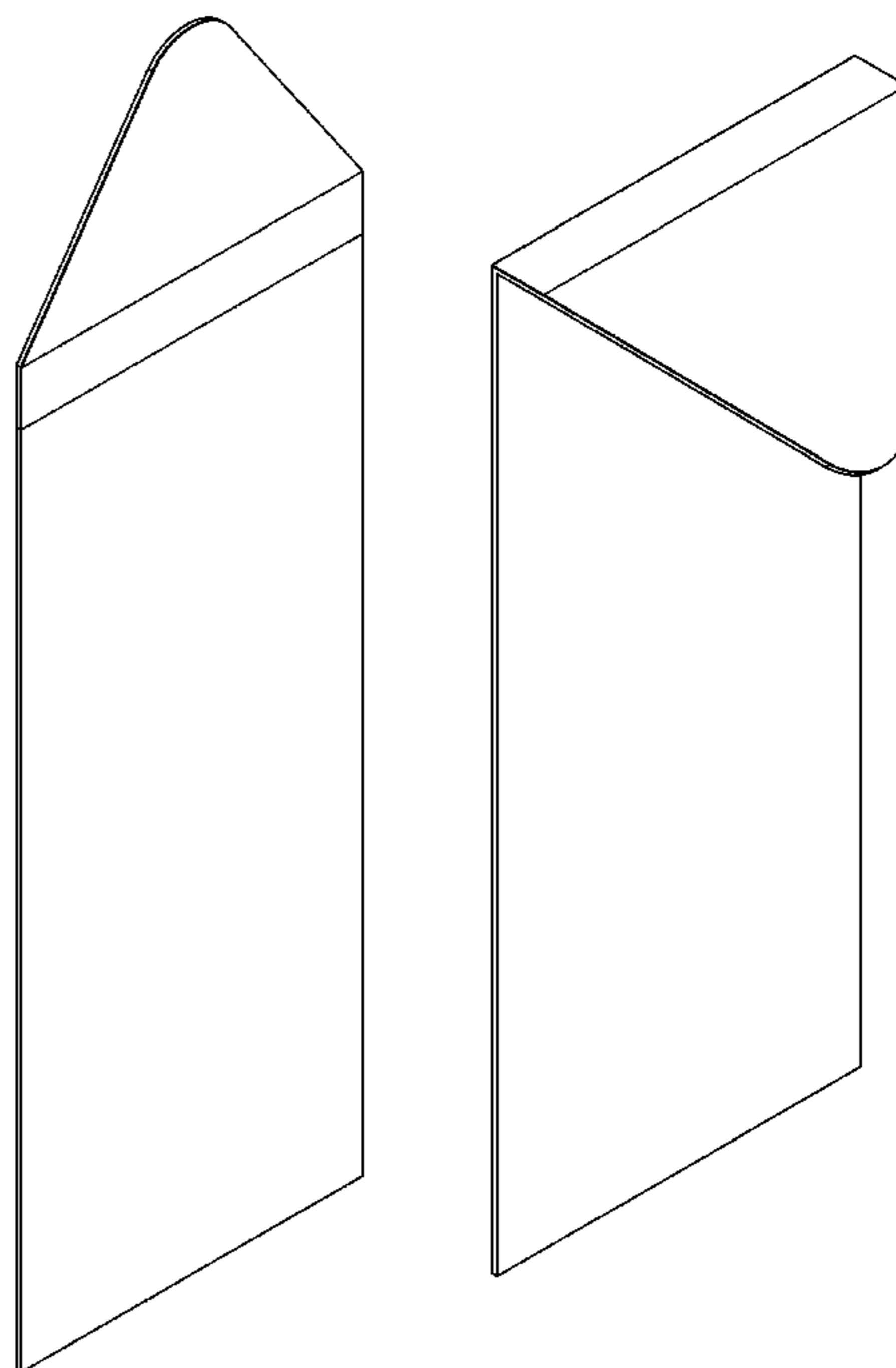
The broken lines are shown for illustrative purposes only and form no part of the claimed design.

(56) **References Cited**

U.S. PATENT DOCUMENTS

846,683	A	3/1907	Moore et al.	
1,353,689	A	9/1920	Wilkie	
D57,707	S	4/1921	Morrison	
1,442,224	A *	1/1923	Knott et al.	40/673
1,566,964	A	12/1925	Higgins	
D73,128	S *	7/1927	Harris	D20/40
1,673,176	A	6/1928	Benner	
1,716,975	A	6/1929	Phillips	

1 Claim, 7 Drawing Sheets



US D652,300 S

Page 2

U.S. PATENT DOCUMENTS

2,003,600	A	6/1935	Lowenfels				
2,111,884	A	3/1938	Cahaney				
2,219,492	A *	10/1940	Prichap	40/750			
2,584,379	A	2/1952	Chmielewski				
D210,323	S	2/1968	Hurley				
3,623,650	A	11/1971	Watts				
3,826,549	A *	7/1974	Scholfield	312/59			
RE29,185	E	4/1977	Tolaas				
D287,735	S *	1/1987	Leyland	D19/3			
D312,423	S	11/1990	Orlinsky et al.				
D317,261	S	6/1991	Brown et al.				
5,135,157	A *	8/1992	Cruz	229/92.8			
5,213,255	A	5/1993	Cote				
5,375,713	A	12/1994	Horvat et al.				
D356,033	S	3/1995	Horvat et al.				
5,425,499	A	6/1995	Pfieffer				
D366,284	S	1/1996	Binkley				
5,558,224	A	9/1996	Fogle				
D376,501	S	12/1996	Spaseska				
D376,758	S	12/1996	Bradfield				
D377,313	S *	1/1997	Tipp	D9/434			
D418,412	S	1/2000	Komatsu				
D421,457	S *	3/2000	Crofton	D19/2			
D431,189	S	9/2000	Komatsu				
D439,838	S	4/2001	Sagel et al.				
6,360,941	B1	3/2002	Larsson				
D463,976	S	10/2002	Sipinen et al.				
D465,155	S	11/2002	Weinstein et al.				
D471,451	S	3/2003	Hadeler				
6,592,023	B2	7/2003	Li Vigni et al.				
D480,754	S *	10/2003	Berger	D19/1			
D494,859	S	8/2004	Keberlein				
D505,164	S	5/2005	McCabe				
6,926,196	B2	8/2005	Testerman et al.				
D534,022	S	12/2006	Sab				
D534,387	S	1/2007	Sab				
D538,357	S	3/2007	Salmon				
D570,910	S *	6/2008	Parker et al.	D19/9			
D591,172	S	4/2009	Keberlein et al.				
D591,618	S	5/2009	Keberlein et al.				
D620,794	S	8/2010	Kohno				
D640,327	S *	6/2011	Gorzo	D20/22			
D645,093	S *	9/2011	Manko	D20/27			

* cited by examiner



FIG. 1




FIG. 2



FIG. 3



FIG. 4



FIG. 5




FIG. 6




FIG. 7




FIG. 8




FIG. 9




FIG. 10




FIG. 11




FIG. 12

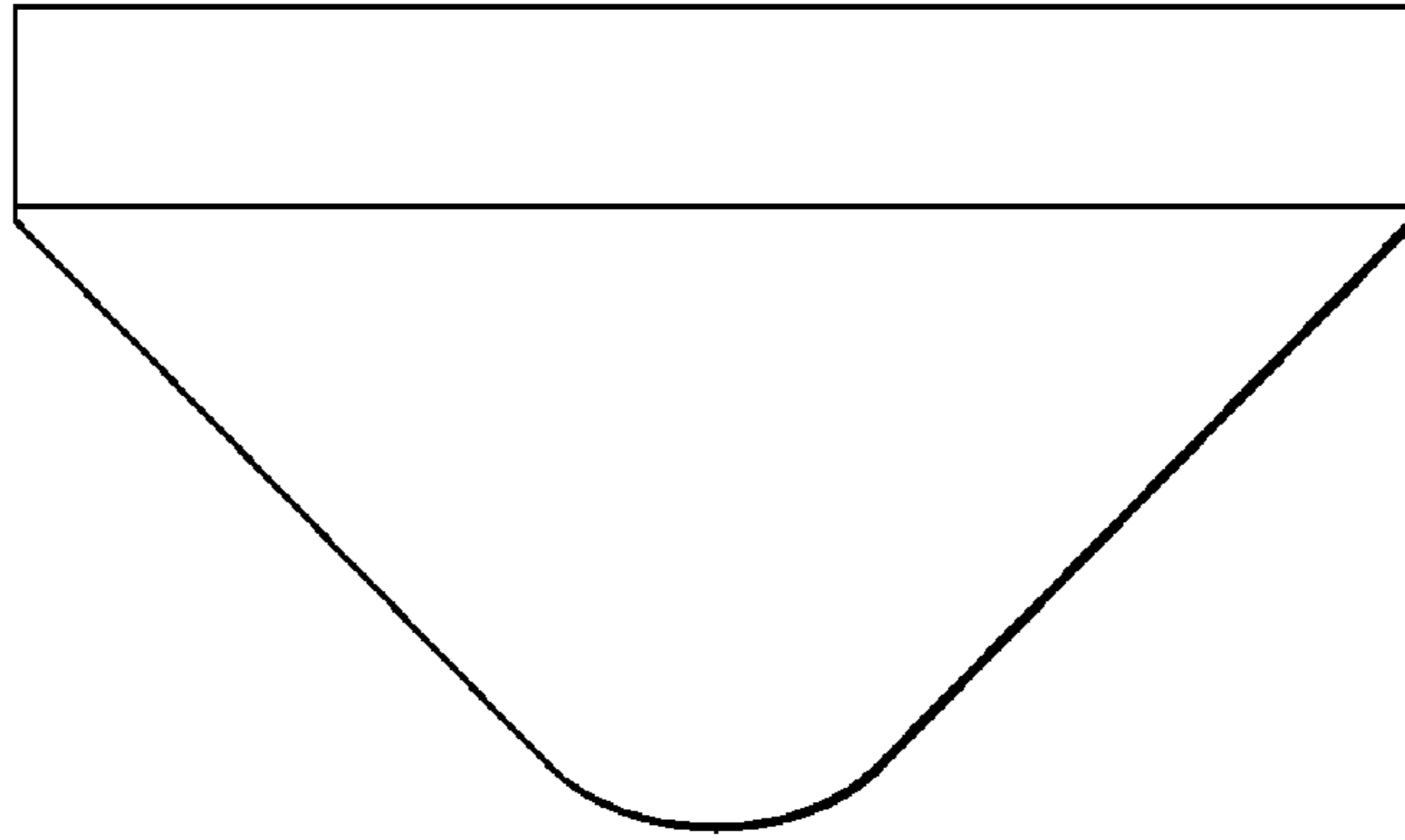


FIG. 13

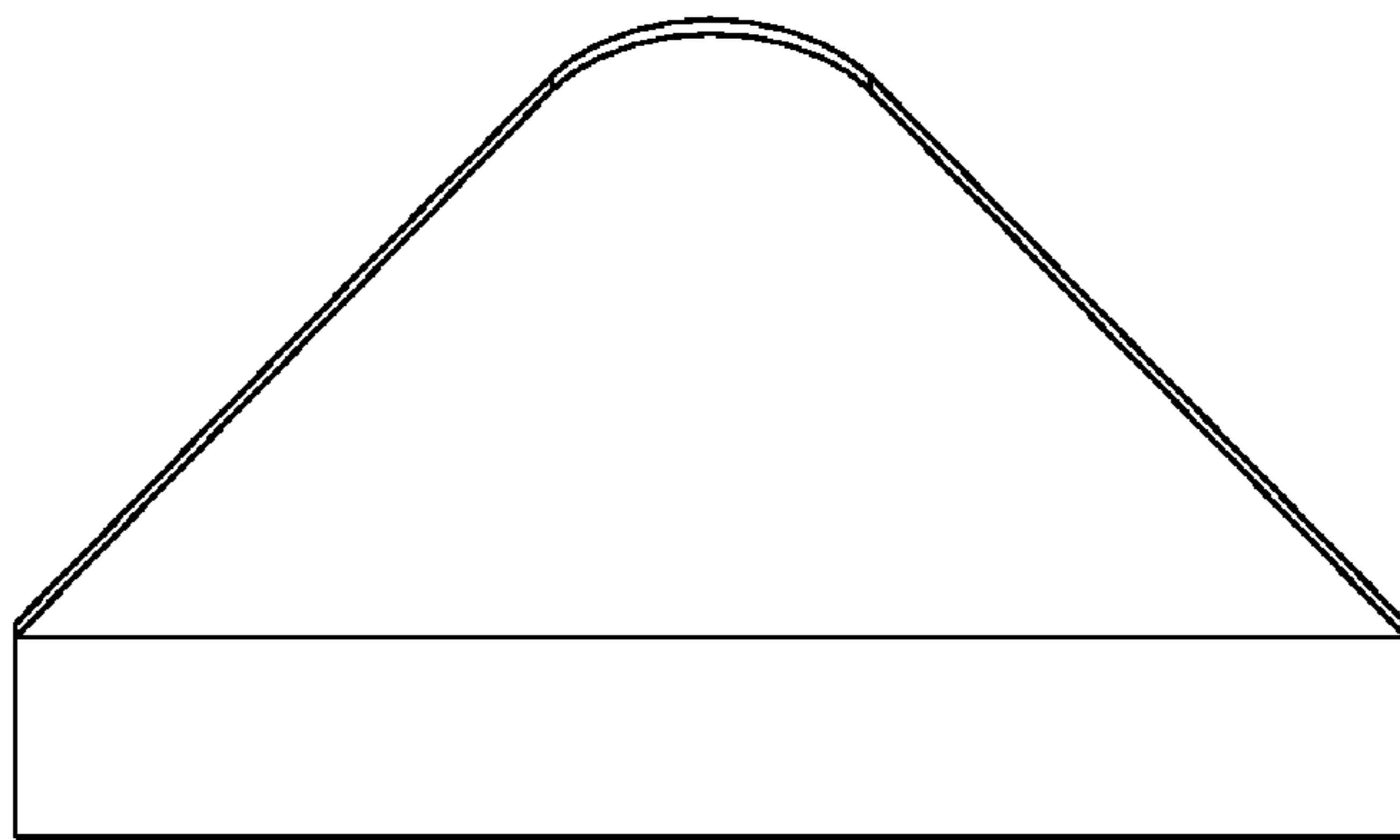


FIG. 14