



US00D652293S

(12) **United States Design Patent**
Sander

(10) **Patent No.:** **US D652,293 S**
(45) **Date of Patent:** **** Jan. 17, 2012**

(54) **CONTAINER**

(75) Inventor: **Marco Sander**, Heilbronn (DE)

(73) Assignee: **Dr. Sander Rechtsanwälte**
Steuerberater, Heilbronn (DE)

(**) Term: **14 Years**

(21) Appl. No.: **29/392,039**

(22) Filed: **May 17, 2011**

Related U.S. Application Data

(62) Division of application No. 29/368,005, filed on Aug. 17, 2010, now Pat. No. Des. 641,237.

(30) **Foreign Application Priority Data**

Jun. 22, 2010 (EM) 001722869-0001
Jun. 22, 2010 (EM) 001722869-0002
Jun. 22, 2010 (EM) 001722869-0003

(51) **LOC (9) Cl.** **09-03**

(52) **U.S. Cl.** **D9/432; D9/430**

(58) **Field of Classification Search** D9/430-433,
D9/414, 418, 420-423, 434; D11/221; 206/278,
206/297, 299, 457, 770, 737, 810, 822; 229/100,
229/101, 101.3, 106, 108, 108.1, 116.1, 116.3,
229/116.5, 121, 122, 201, 213, 221, 222,
229/227, 922, 939, 942, 87.08, 101.2, 193,
229/195, 197

See application file for complete search history.

(56) **References Cited**

U.S. PATENT DOCUMENTS

D149,174 S	4/1948	Eaton	
D357,179 S *	4/1995	Nedstedt	D9/417
D395,004 S	6/1998	Shamoon	
D399,136 S	10/1998	Anchor	
D401,148 S	11/1998	Bouraoui et al.	
5,938,107 A *	8/1999	Anchor et al.	229/109
D471,102 S	3/2003	Gehring et al.	
D471,806 S	3/2003	Gehring et al.	
D494,861 S	8/2004	Guidotti et al.	
D523,744 S	6/2006	Zeng	
D558,047 S	12/2007	Pinkstone	
D584,165 S	1/2009	Kerr et al.	
D589,345 S	3/2009	Lang	
D597,853 S	8/2009	Kerr et al.	
D628,884 S	12/2010	Smith	
D640,133 S *	6/2011	Jones et al.	D9/430
D641,237 S *	7/2011	Sander	D9/432

* cited by examiner

Primary Examiner — Thomas Johannes
(74) *Attorney, Agent, or Firm* — Panitch Schwarze Belisario & Nadel LLP

(57) **CLAIM**

The ornamental design for a container, as shown and described.

DESCRIPTION

FIG. 1 is a perspective view of a container in accordance with my new design;
FIG. 2 is a front view thereof;
FIG. 3 is a left side view thereof;
FIG. 4 is a rear view thereof;
FIG. 5 is a right side view thereof;
FIG. 6 is a top view thereof; and,
FIG. 7 is a bottom view of thereof.

1 Claim, 4 Drawing Sheets

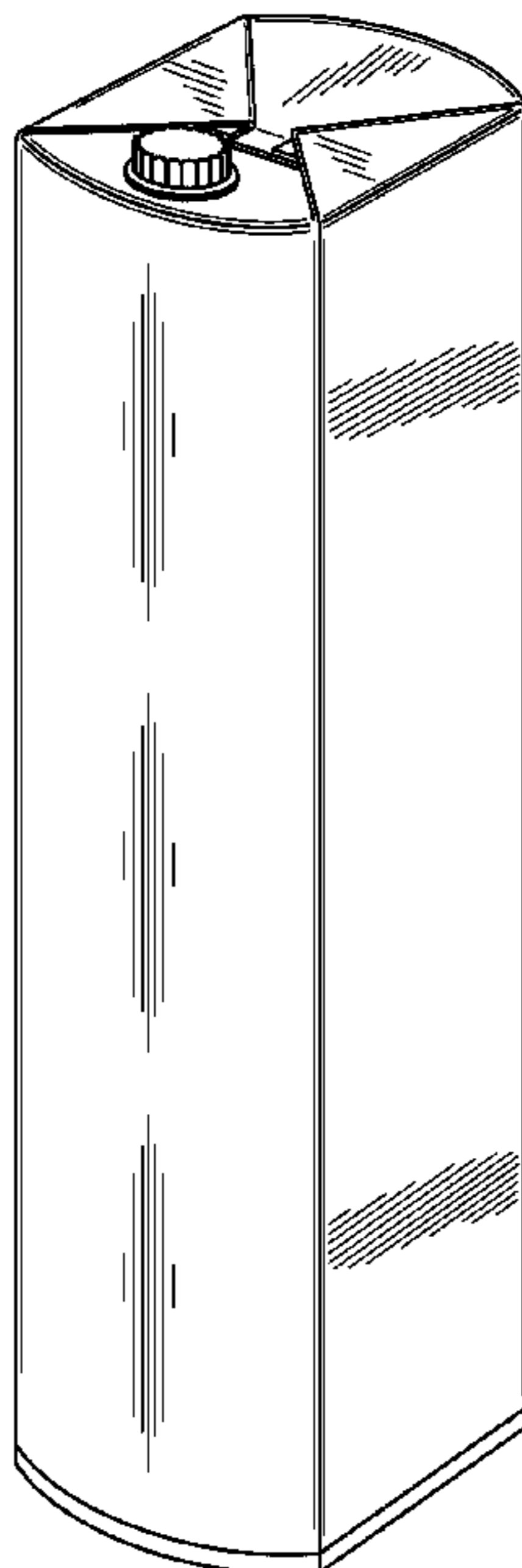


Fig. 1




Fig. 2

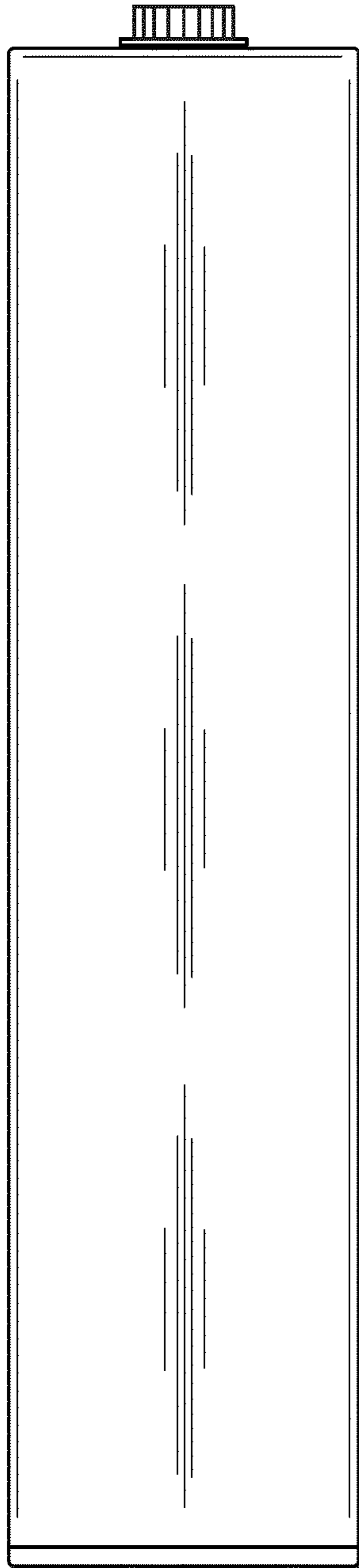


Fig. 3

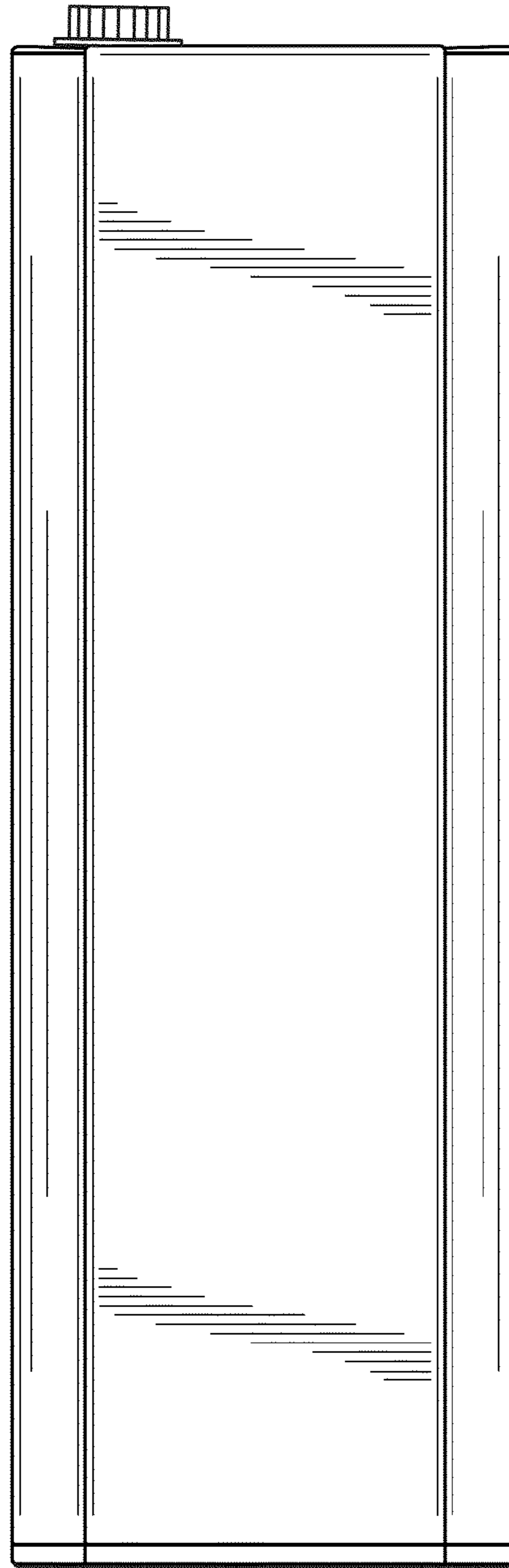


Fig. 4

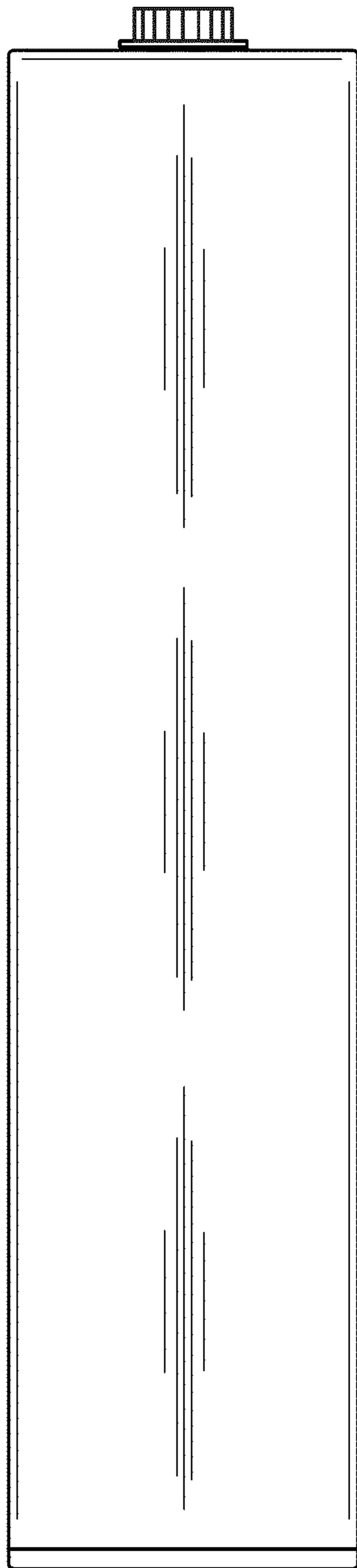


Fig. 5




Fig. 6

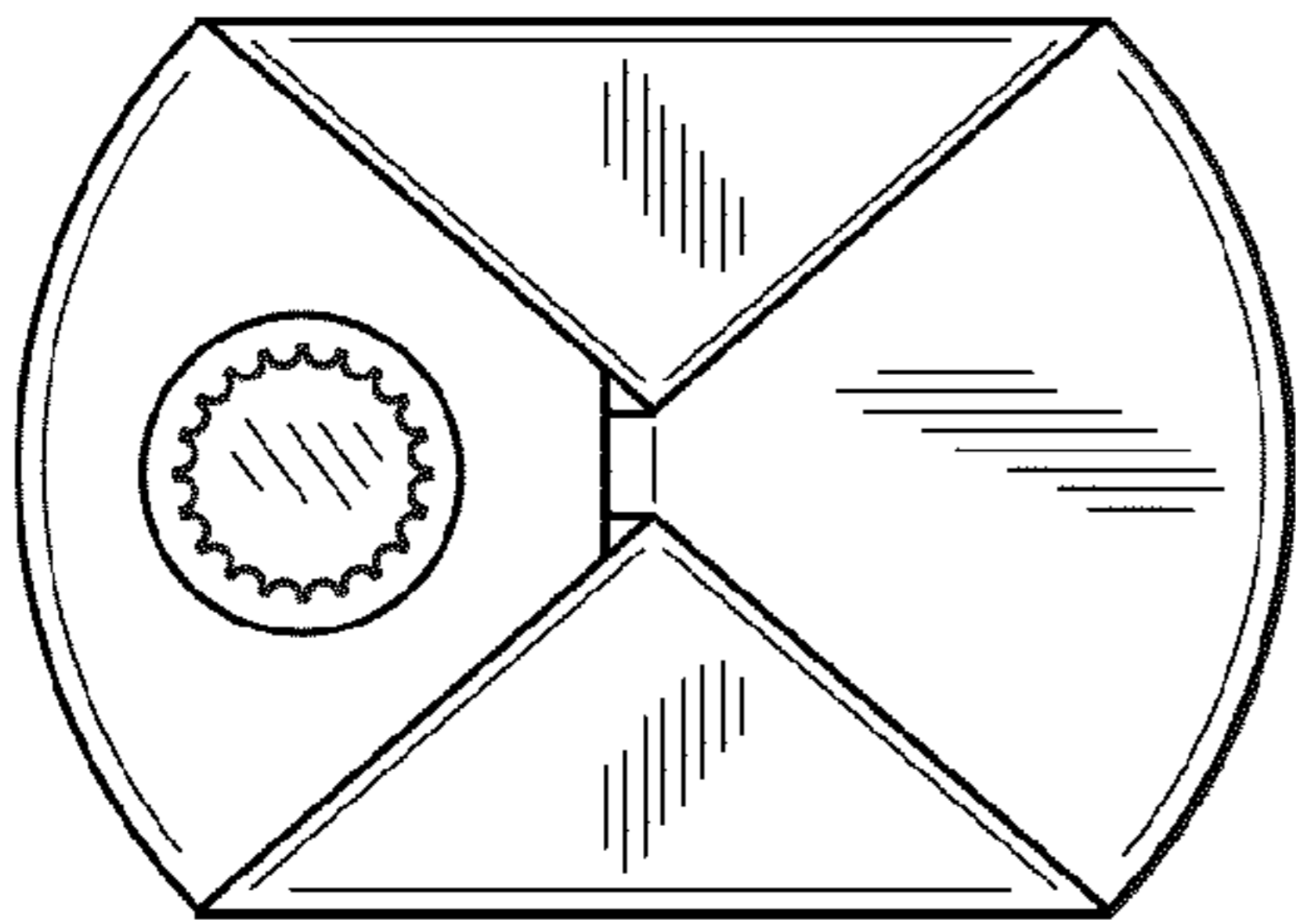


Fig. 7

