



US00D652278S

(12) **United States Design Patent**
Likar

(10) **Patent No.:** **US D652,278 S**
(45) **Date of Patent:** **** Jan. 17, 2012**

(54) **PAINTING MULTI-TOOL**

(76) Inventor: **Raymond Likar**, Mahopac, NY (US)

(**) Term: **14 Years**

(21) Appl. No.: **29/366,880**

(22) Filed: **Jul. 30, 2010**

Related U.S. Application Data

(63) Continuation-in-part of application No. 29/324,725, filed on Sep. 18, 2008, now abandoned.

(51) **LOC (9) Cl.** **08-05**

(52) **U.S. Cl.** **D8/55**

(58) **Field of Classification Search** D8/4, 5, D8/14, 51-58, 60, 105-107; 30/90.1-90.9, 30/91.1, 91.2; 7/105, 125-137; 81/300, 81/385, 393, 415-424, 424.5, 426, 426.5, 81/427, 427.5, 405, 407-409, 411
See application file for complete search history.

(56) **References Cited**

U.S. PATENT DOCUMENTS

65,397	A *	6/1867	Lafferty	7/131
2,592,927	A *	4/1952	Manning	81/414
2,622,464	A *	12/1952	Daugherty	81/414
2,882,775	A *	4/1959	Rank et al.	81/414
D193,359	S *	8/1962	Nethercot	D8/55
3,739,664	A *	6/1973	Swanstrom, Jr.	81/414
3,760,473	A *	9/1973	Studdard	407/29.1
D231,073	S *	4/1974	Woslum	D8/55
D255,539	S *	6/1980	Graham	D8/22
4,271,732	A *	6/1981	Vaughan, Jr.	81/414
D274,032	S *	5/1984	Lai	D8/55
D281,216	S *	11/1985	Cutliff et al.	D8/26
4,614,001	A *	9/1986	Liou	7/137

4,773,288	A *	9/1988	Jang et al.	81/409.5
4,901,609	A *	2/1990	Crum	81/405
4,953,248	A *	9/1990	Trombetta	7/107
5,033,140	A *	7/1991	Chen et al.	7/127
D326,596	S *	6/1992	Trombetta	D8/55
5,134,908	A *	8/1992	Fisher	81/414
D345,088	S *	3/1994	Otero	D8/55
D418,030	S *	12/1999	Khachatoorian	D8/52
6,223,373	B1 *	5/2001	Yeh	7/127
6,725,486	B2 *	4/2004	Oka	7/127
D490,288	S *	5/2004	Griffin	D8/52
D526,174	S *	8/2006	Hermann	D8/52
7,162,758	B2 *	1/2007	Skinner	7/127

(Continued)

Primary Examiner — Cathron Brooks

Assistant Examiner — Deanna Fluegeman

(74) *Attorney, Agent, or Firm* — Ostrager Chong Flaherty & Broitman P.C.

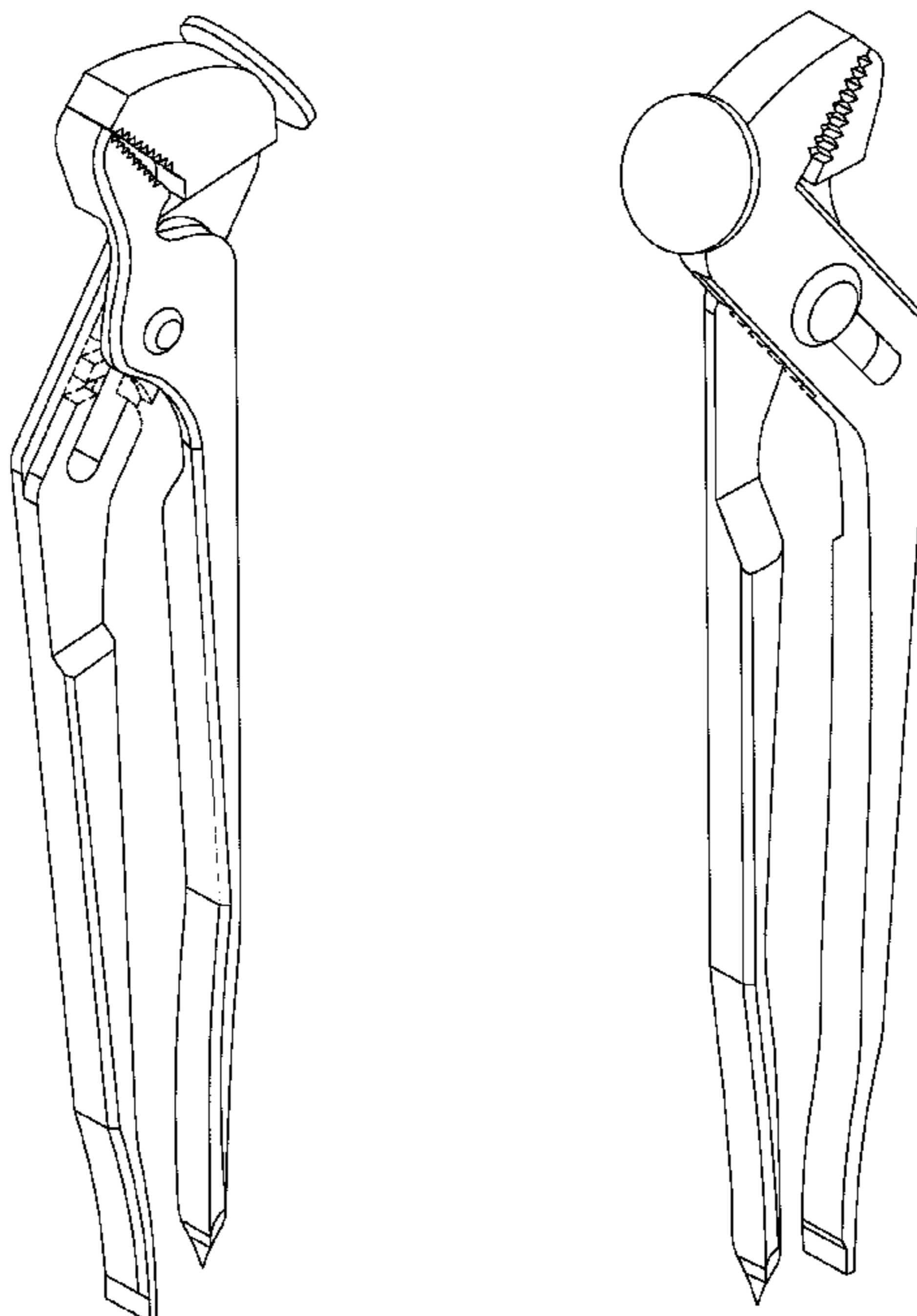
(57) **CLAIM**

The ornamental design for a painting multi-tool, as shown and described.

DESCRIPTION

FIG. 1 is a left side view of the design of FIG. 1;
FIG. 2 is a back view of the design of FIG. 1;
FIG. 3 is a right side elevational view of the design of FIG. 1;
FIG. 4 is a front view of the design of FIG. 1;
FIG. 5 is a front perspective view of the design FIG. 1;
FIG. 6 is a back perspective view of the design FIG. 1;
FIG. 7 is a top view of the design FIG. 1; and,
FIG. 8 is a bottom view of the design of FIG. 1.
The broken lines in the drawings illustrate unclaimed portions of the painting multi-tool and form no part of the claimed design.

1 Claim, 4 Drawing Sheets



US D652,278 S

Page 2

U.S. PATENT DOCUMENTS

7,174,816	B1 *	2/2007	Di Bitonto et al.	81/414	7,676,873	B1 *	3/2010	Simms	7/129
7,191,688	B1 *	3/2007	Hall, Jr.	81/411	7,743,686	B2 *	6/2010	Farrell	81/414
D543,813	S *	6/2007	Tutorow	D8/52	D625,979	S *	10/2010	Lai	D8/52
D546,152	S *	7/2007	Williams et al.	D8/52	2004/0020333	A1 *	2/2004	Poole et al.	81/411
7,334,502	B1 *	2/2008	Durkee	81/20	2005/0217439	A1 *	10/2005	Macor	81/413
D610,417	S *	2/2010	Robinson et al.	D8/52	2010/0242183	A1 *	9/2010	Redfern	7/128

* cited by examiner

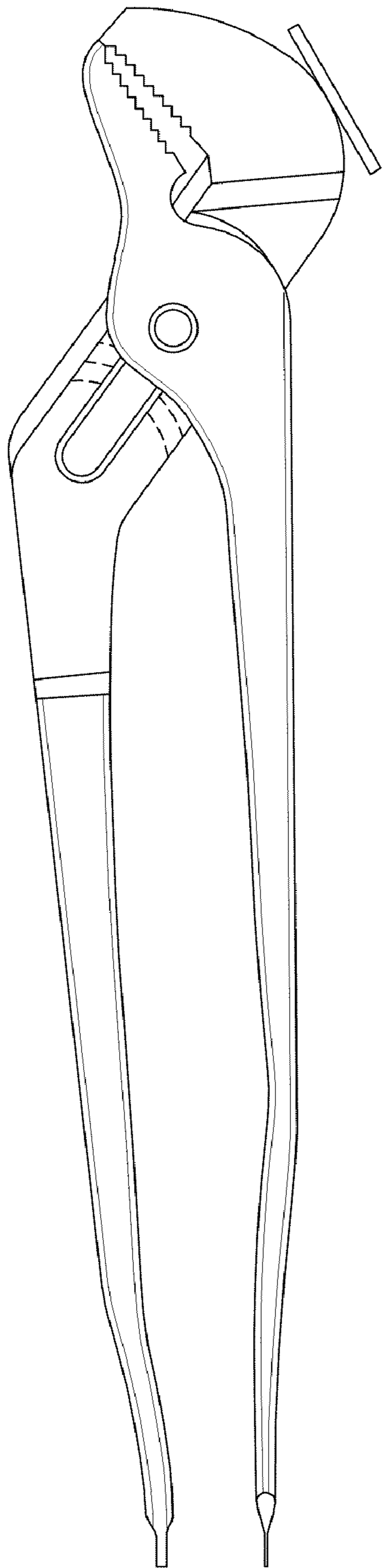


FIG. 1

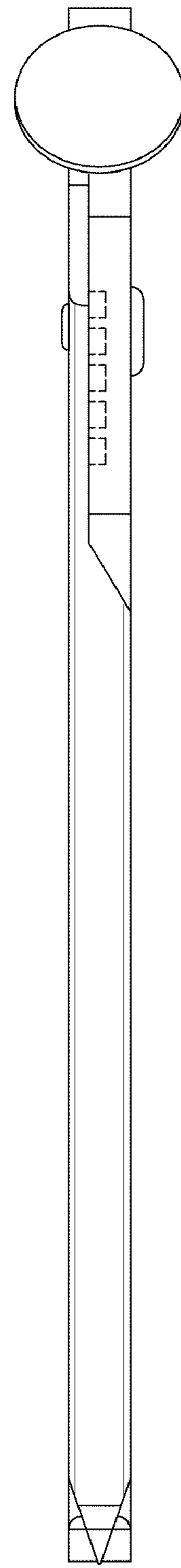


FIG. 2

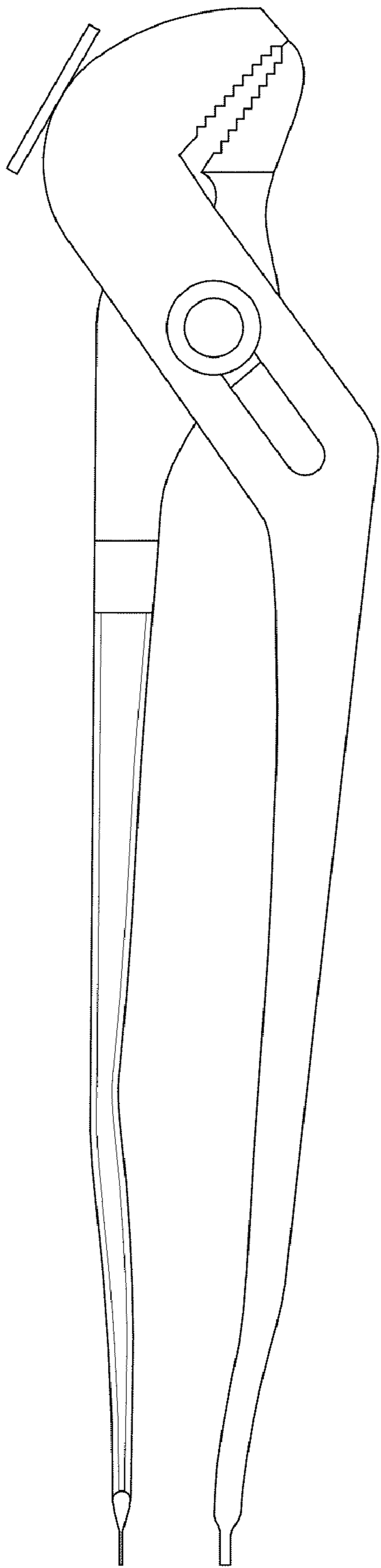


FIG. 3

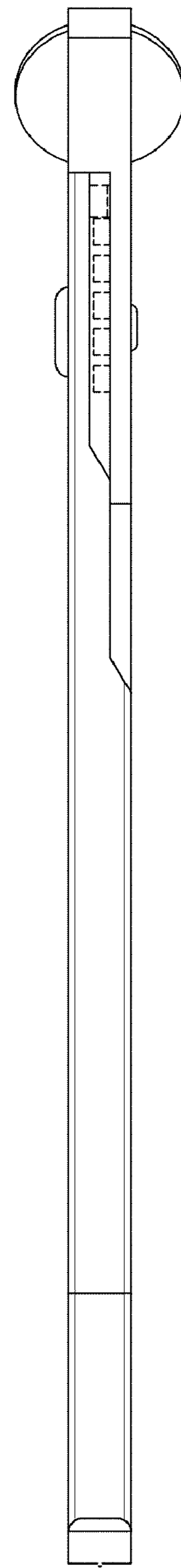


FIG. 4

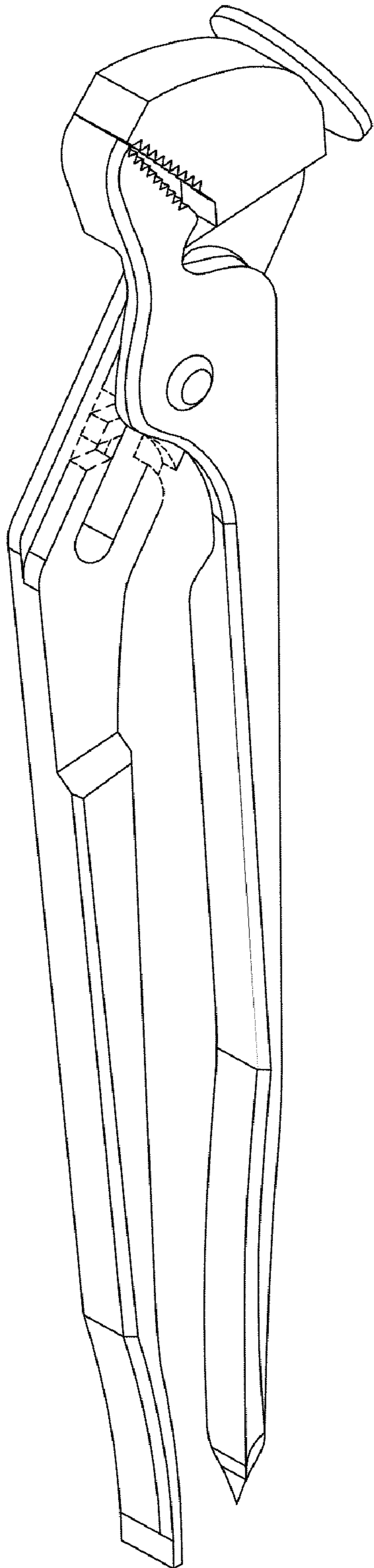


FIG. 5

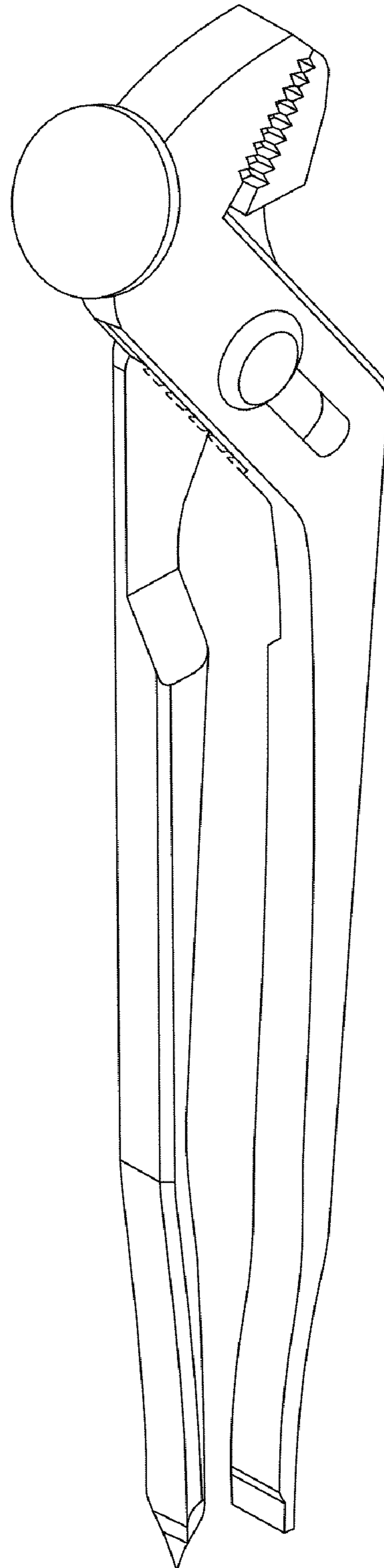


FIG. 6

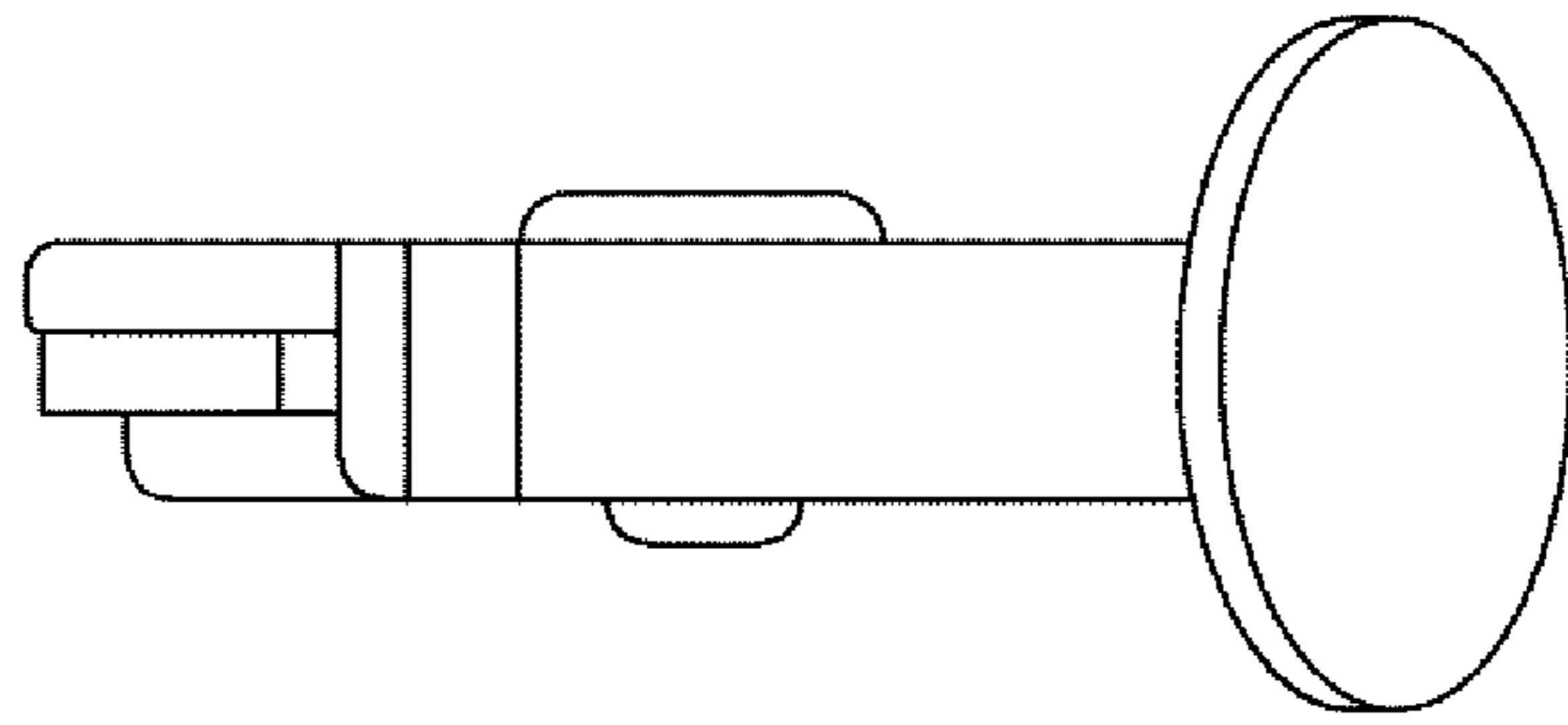


FIG. 7

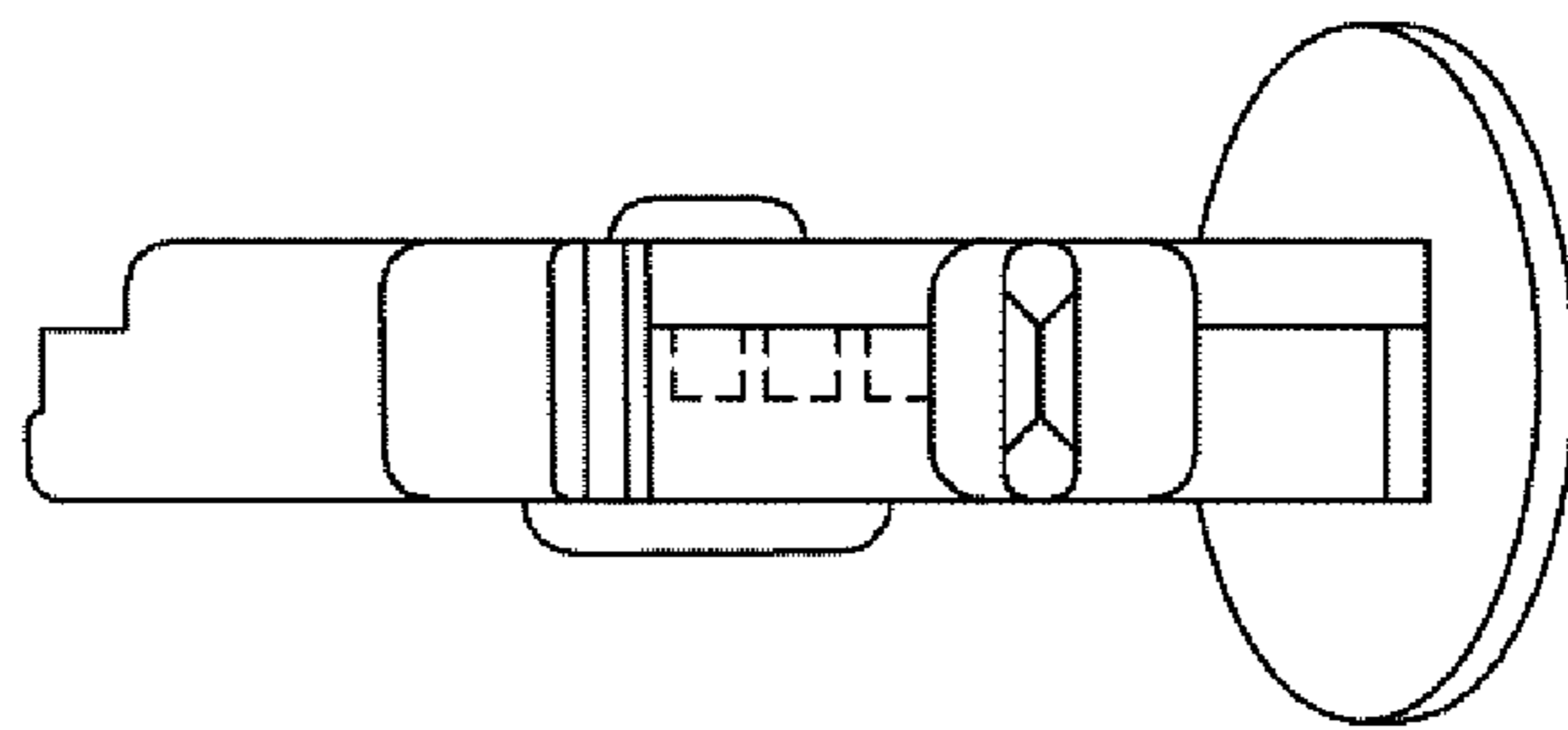


FIG. 8