



US00D652273S

(12) **United States Design Patent**
Hogan

(10) **Patent No.:** **US D652,273 S**

(45) **Date of Patent:** **** Jan. 17, 2012**

(54) **SIDE ROTATING WHEELED SHOVEL**

(76) **Inventor:** **Joseph Michael Hogan**, Easton, PA
(US)

(**) **Term:** **14 Years**

(21) **Appl. No.:** **29/373,382**

(22) **Filed:** **Apr. 4, 2011**

(51) **LOC (9) Cl.** **08-01**

(52) **U.S. Cl.** **D8/13**

(58) **Field of Classification Search** D8/7, 10;
294/49, 53.5, 54.5, 51, 56, 57, 55.5; 172/371-373;
56/400.01, 400.14; 37/265, 285, 434

See application file for complete search history.

(56) **References Cited**

U.S. PATENT DOCUMENTS

996,596	A *	6/1911	Lindner	37/434
4,179,828	A *	12/1979	Brunty	37/241
5,054,278	A *	10/1991	Thorndike	56/400.14
D375,235	S *	11/1996	Spear et al.	D8/10
6,050,576	A *	4/2000	Tanner et al.	280/47.21

6,735,887	B1 *	5/2004	Muzzammel	37/285
D523,710	S *	6/2006	Noonan	D8/10
D525,093	S *	7/2006	Noonan et al.	D8/10
7,699,404	B2 *	4/2010	Noonan et al.	301/64.706
D635,834	S *	4/2011	Clink	D8/10
2005/0160633	A1 *	7/2005	Noonan	37/265

* cited by examiner

Primary Examiner — Cynthia M Chin

Assistant Examiner — Sheryl Lane

(74) *Attorney, Agent, or Firm* — Richard L. Mikesell

(57) **CLAIM**

I claim the ornamental design for a side rotating wheeled shovel, as shown and described.

DESCRIPTION

FIG. 1: Top right perspective view;

FIG. 2: Right side elevation (the left side is a mirror image);


FIG. 3: Front elevation;

FIG. 4: Rear elevation;

FIG. 5: Top plan view; and,

FIG. 6: Bottom plan view.

1 Claim, 4 Drawing Sheets






FIG.1




FIG. 2

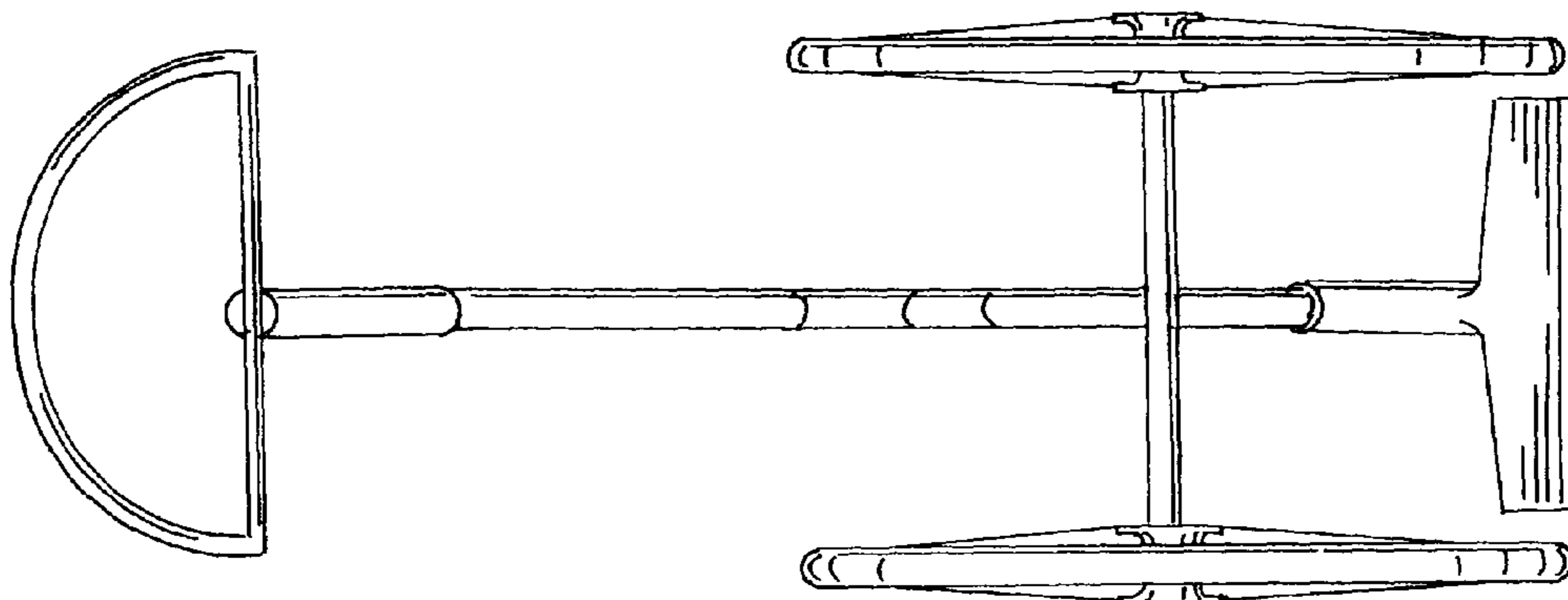


FIG. 4

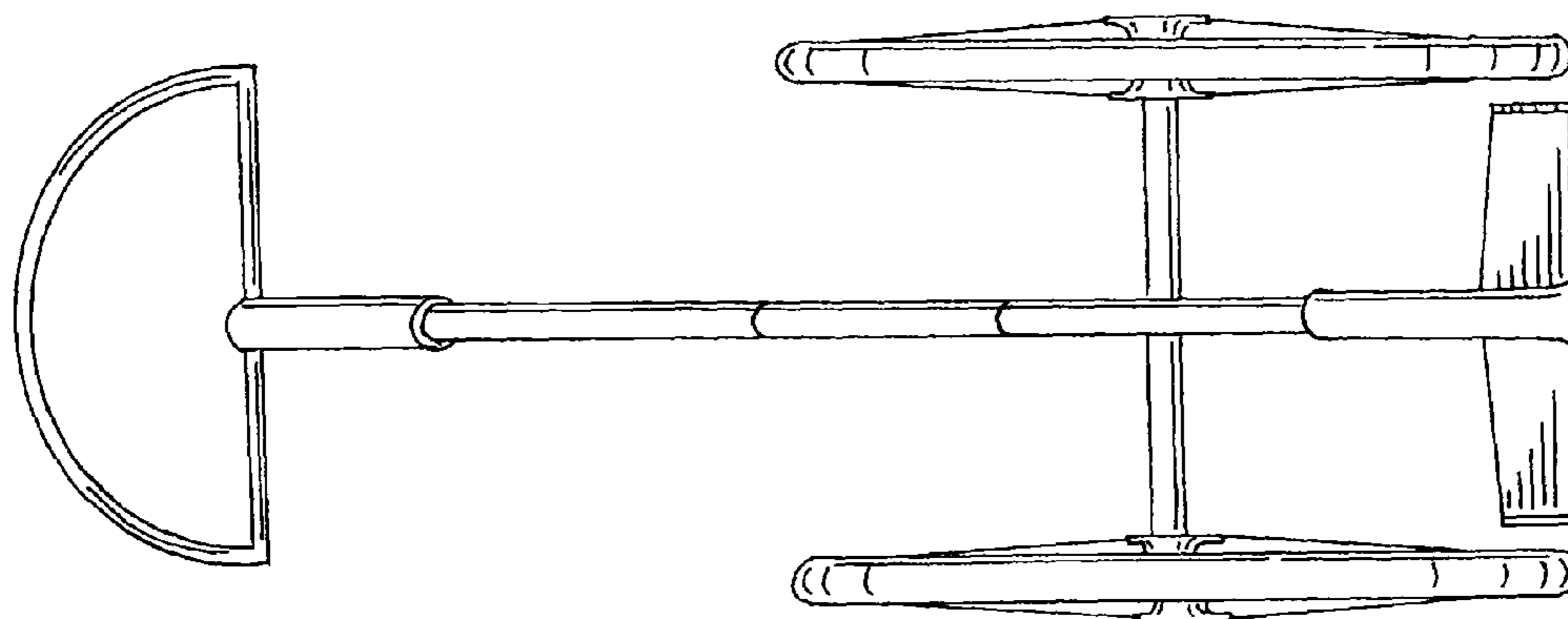


FIG. 3

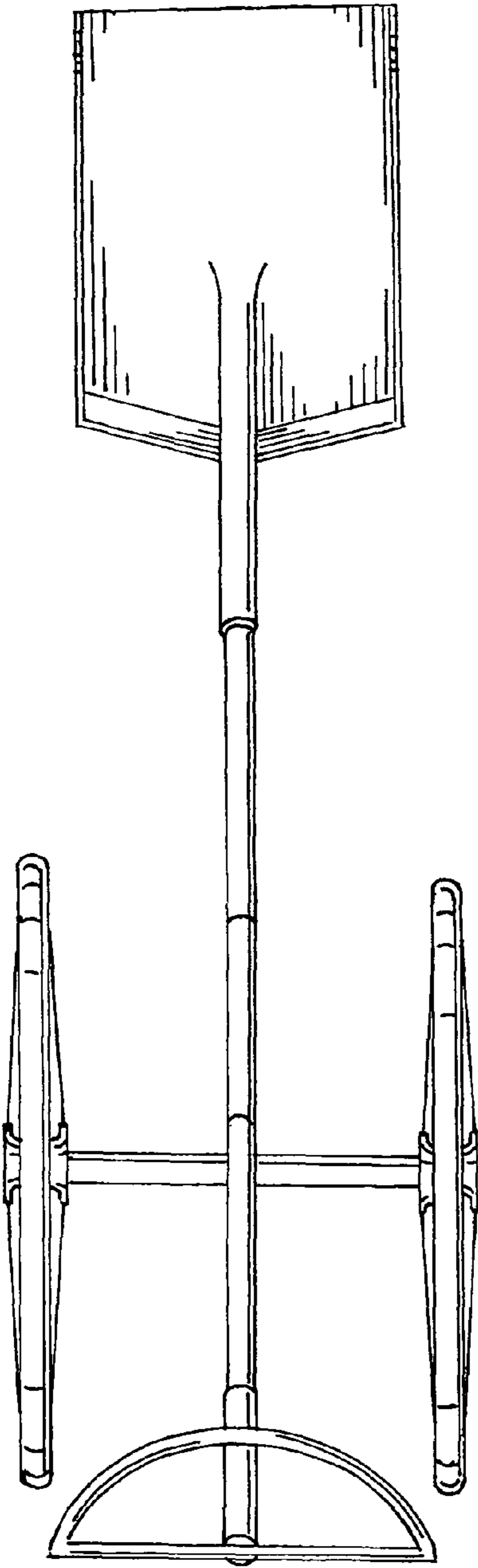


FIG. 5

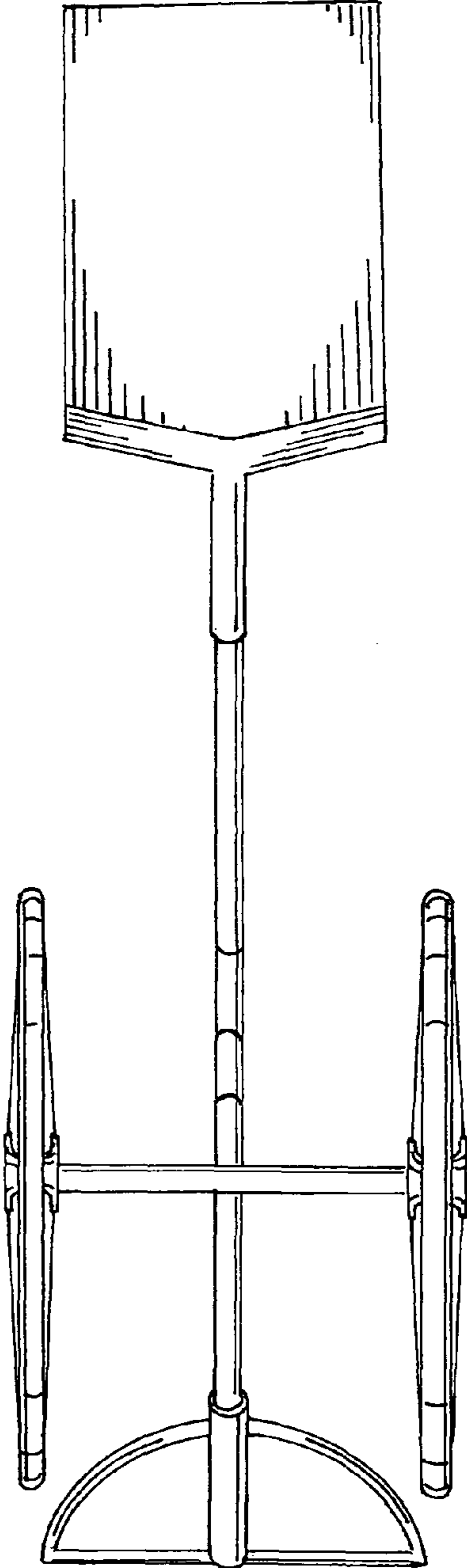


FIG. 6