



US00D652268S

(12) **United States Design Patent**  
**Guindi**

(10) **Patent No.:** **US D652,268 S**  
(45) **Date of Patent:** **\*\* Jan. 17, 2012**

(54) **UTENSIL HOLDER**

(56) **References Cited**

(75) Inventor: **Henry V. Guindi**, North Brunswick, NJ  
(US)

U.S. PATENT DOCUMENTS

4,836,392	A *	6/1989	Constantino	211/181.1
D317,845	S	7/1991	Wolff et al.	
D397,000	S *	8/1998	Goodman et al.	D7/637
D402,161	S	12/1998	Fischer, Jr.	
D433,287	S *	11/2000	Goodman et al.	D7/640
D591,565	S *	5/2009	Goodman et al.	D7/637
D628,858	S	12/2010	Guindi	

(73) Assignee: **HDS Trading Corp.**, North Brunswick,  
NJ (US)

\* cited by examiner

(\*\*) Term: **14 Years**

*Primary Examiner* — Terry Wallace

(21) Appl. No.: **29/396,134**

(74) *Attorney, Agent, or Firm* — Rankin, Hill & Clark LLP

(22) Filed: **Jun. 27, 2011**

(57) **CLAIM**

The ornamental design for a utensil holder, as shown and described.

(51) **LOC (9) Cl.** ..... **07-06**

**DESCRIPTION**

(52) **U.S. Cl.** ..... **D7/639**

(58) **Field of Classification Search** ..... D7/637–641,  
D7/701–708, 619.1; D19/77, 65, 75, 85;  
D6/457, 476; 211/69.1–69.9, 70.6, 70.7,  
211/71.01, 41.2, 41.3, 41.7, 181.1, 60.1;  
248/176.1, 37.3

FIG. 1 is a top, front, and right perspective view of a utensil holder showing my new design;  
FIG. 2 is a front and a rear elevational view thereof;  
FIG. 3 is a left and a right side elevational view thereof;  
FIG. 4 is a top plan view thereof; and,  
FIG. 5 is a bottom plan view thereof.

See application file for complete search history.

**1 Claim, 5 Drawing Sheets**





FIG. 1




FIG. 2




FIG. 3




FIG. 4




FIG. 5