



US00D652267S

(12) **United States Design Patent**  
**Guindi**

(10) **Patent No.:** **US D652,267 S**  
(45) **Date of Patent:** **\*\* Jan. 17, 2012**

(54) **STAND UP NAPKIN HOLDER**  
(75) **Inventor:** **Henry V. Guindi**, North Brunswick, NJ  
(US)  
(73) **Assignee:** **HDS Trading Corp.**, North Brunswick,  
NJ (US)

D436,463 S *	1/2001	Goodman et al.	.....	D6/462
D456,177 S *	4/2002	Walker	.....	D6/462
D479,100 S *	9/2003	Ancona	.....	D7/631
D479,101 S *	9/2003	Ancona	.....	D7/631
D484,008 S *	12/2003	Goodman et al.	.....	D7/631
D519,000 S *	4/2006	Goodman et al.	.....	D7/631
D634,987 S	3/2011	Guindi		

\* cited by examiner

(\*\*) **Term:** **14 Years**

*Primary Examiner* — Terry Wallace

(21) **Appl. No.:** **29/396,141**

(74) *Attorney, Agent, or Firm* — Rankin, Hill & Clark LLP

(22) **Filed:** **Jun. 27, 2011**

(51) **LOC (9) Cl.** ..... **07-06**

(52) **U.S. Cl.** ..... **D7/631**

(58) **Field of Classification Search** ..... D7/631–634,  
D7/704, 601, 600.1–600.4, 637; D6/458,  
D6/449, 474, 462–467, 537, 566; D19/65,  
D19/75, 78, 86, 90, 91; 211/181.1, 85.31,  
211/13.1, 41.1–41.4, 11, 126.9, 133.5  
See application file for complete search history.

(57) **CLAIM**

The ornamental design for an stand up napkin holder, as shown and described.

**DESCRIPTION**

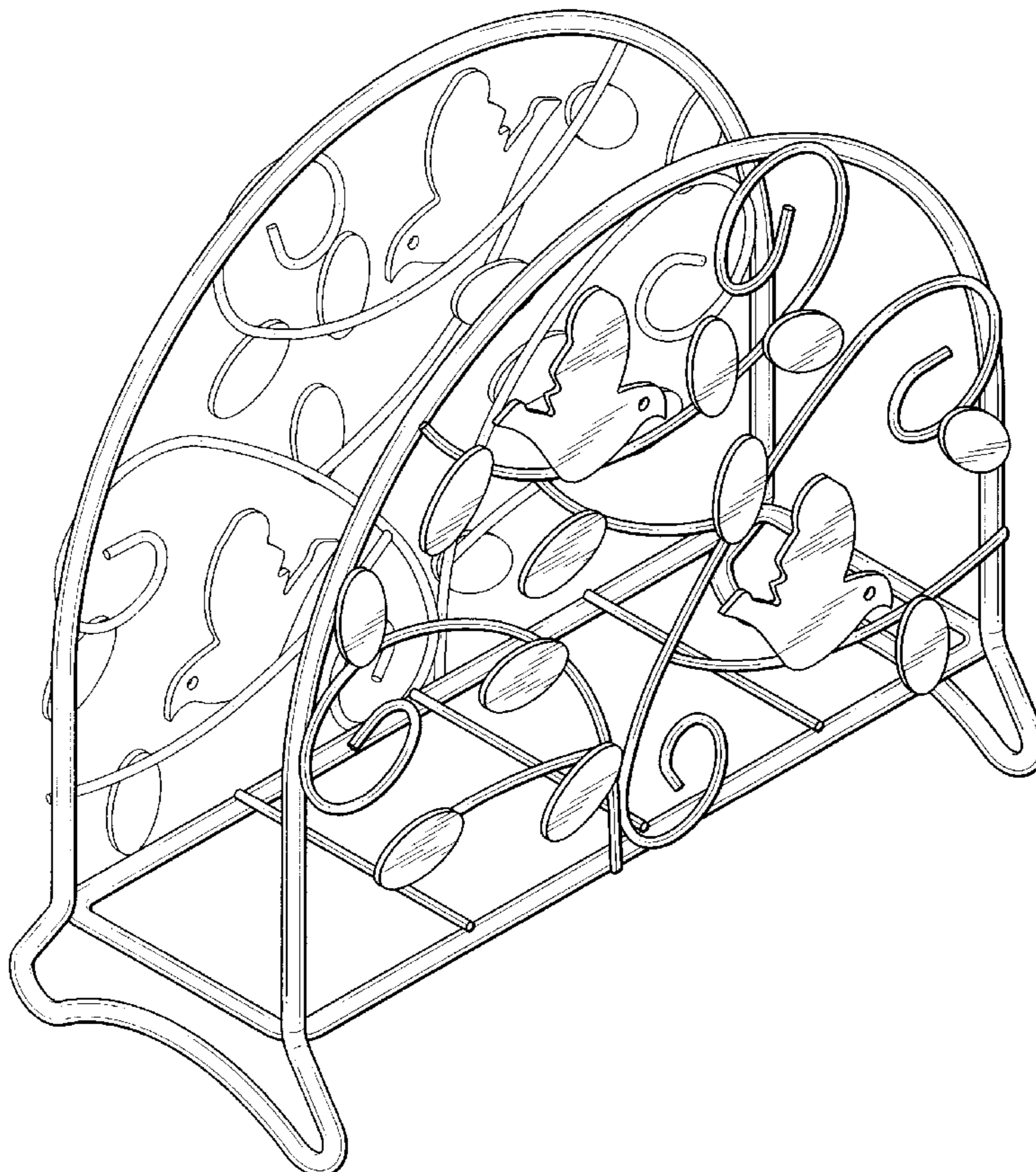
FIG. 1 is a top, front, and left perspective view of a stand up napkin holder showing my new design; FIG. 2 is a front and a rear elevational view thereof; FIG. 3 is a left side and a right side elevational view thereof; FIG. 4 is a top plan view thereof; and, FIG. 5 is a bottom plan view thereof.

(56) **References Cited**

U.S. PATENT DOCUMENTS

D405,322 S *	2/1999	Goodman et al.	.....	D7/631
D416,449 S *	11/1999	Goodman et al.	.....	D7/631

**1 Claim, 5 Drawing Sheets**



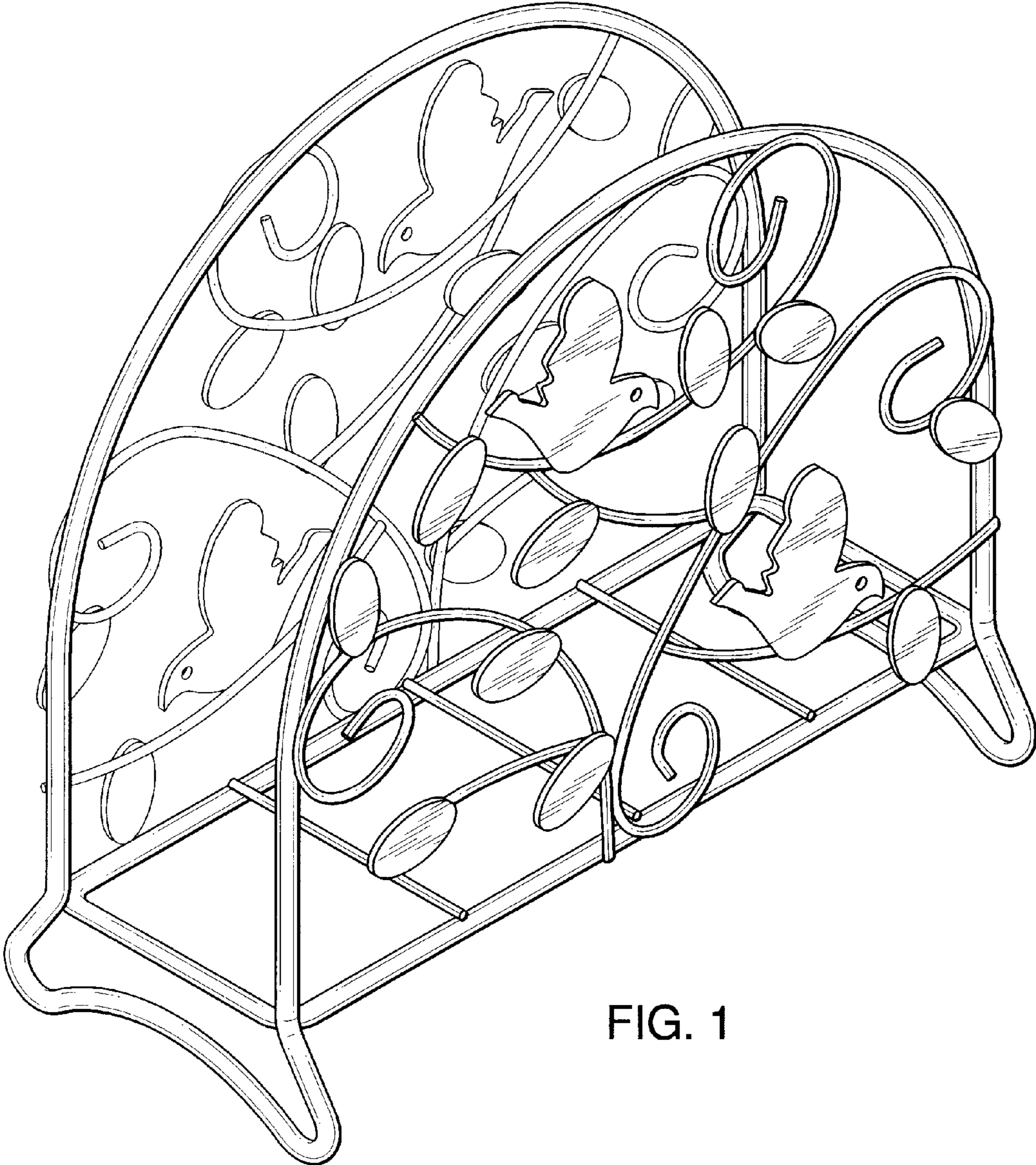


FIG. 1






FIG. 2

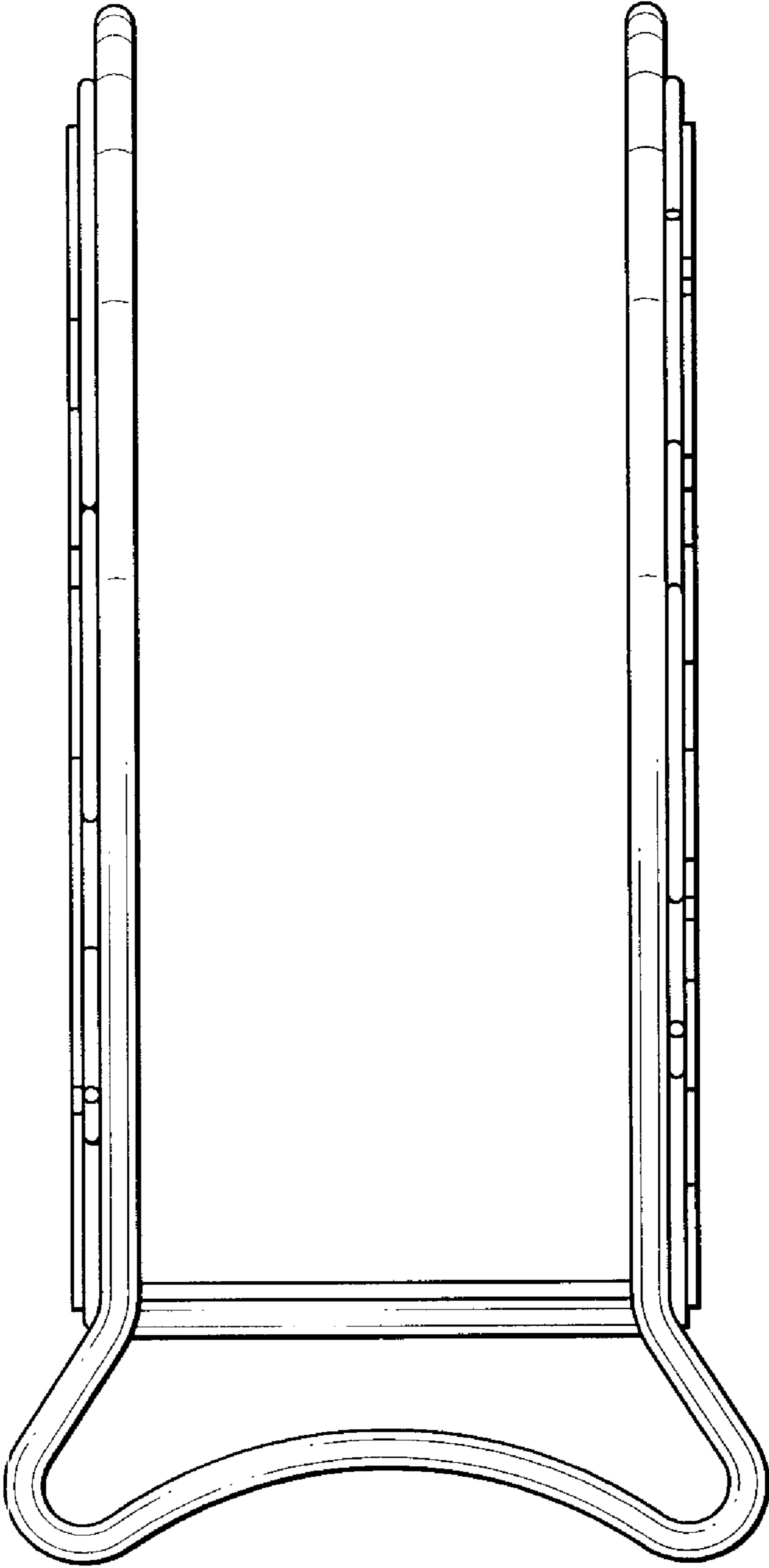


FIG. 3

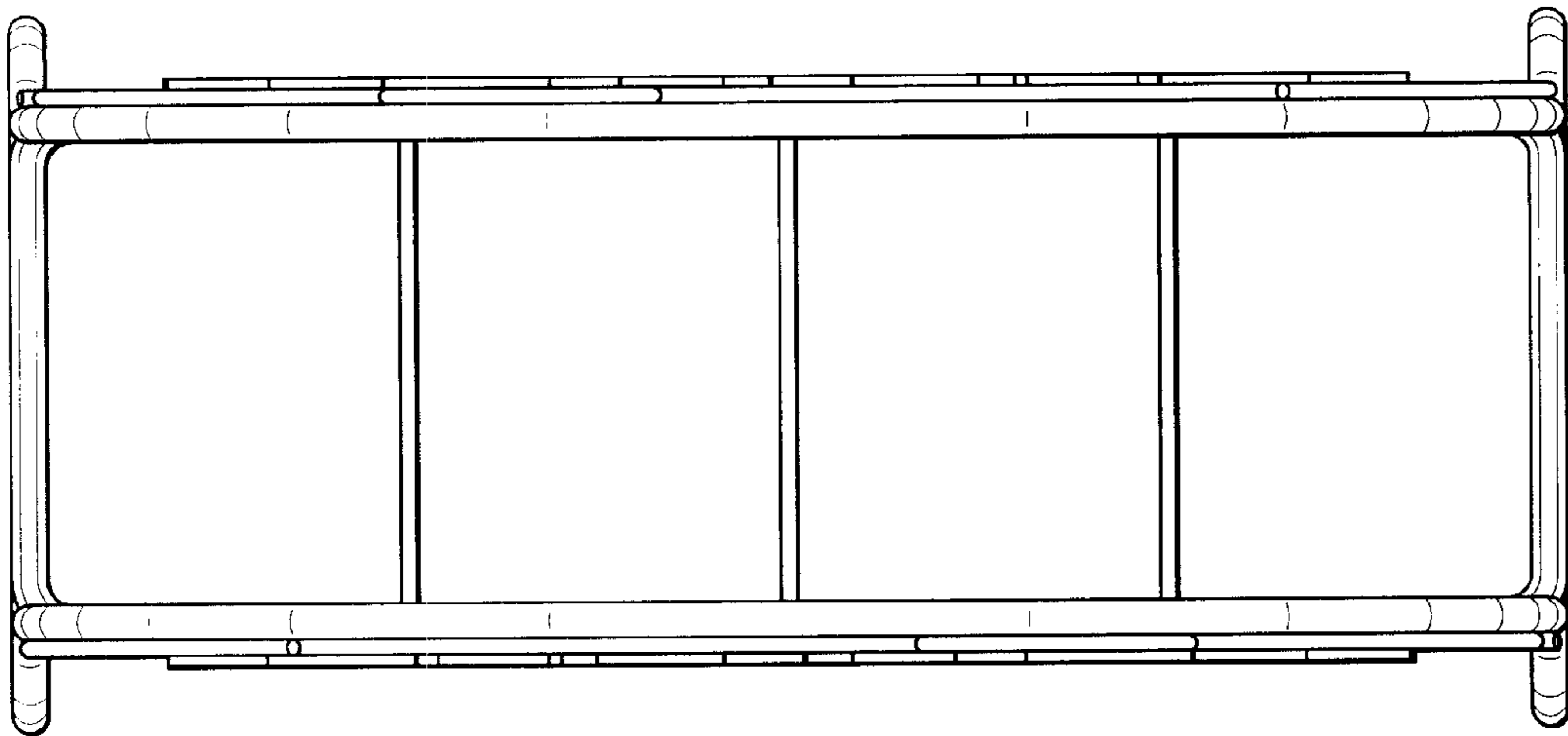


FIG. 4

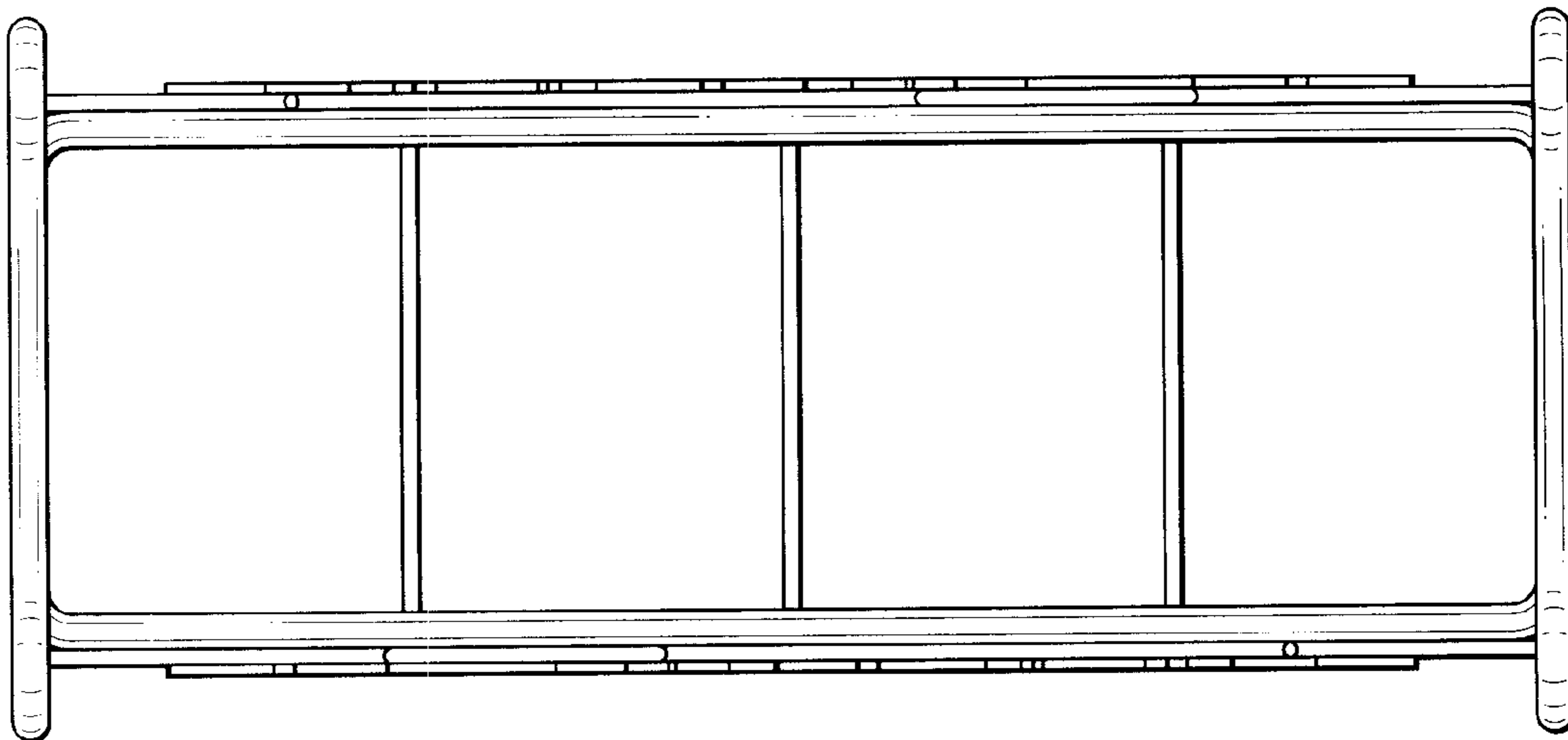


FIG. 5