



US00D652256S

(12) **United States Design Patent**
Eyal

(10) **Patent No.:** **US D652,256 S**
(45) **Date of Patent:** **** Jan. 17, 2012**

(54) **BEVERAGE CONTAINER**

(75) Inventor: **Sharon Eyal**, Oxnard, CA (US)

(73) Assignee: **ETS Express, Inc.**, Oxnard, CA (US)

(**) Term: **14 Years**

(21) Appl. No.: **29/391,248**

(22) Filed: **May 5, 2011**

(51) **LOC (9) Cl.** **07-01**

(52) **U.S. Cl.** **D7/510; D7/511; D7/523**

(58) **Field of Classification Search** D7/510,
D7/511, 509, 316, 317, 300.1, 523; D9/503,
D9/543; 220/592.16, 592.17, 703

See application file for complete search history.

(56) **References Cited**

U.S. PATENT DOCUMENTS

5,244,113	A *	9/1993	Stymiest	220/710.5
D447,693	S *	9/2001	Warner et al.	D9/776
D547,607	S *	7/2007	Forsman	D7/396.2
D573,404	S *	7/2008	Wahl	D7/510
D586,184	S *	2/2009	Miller et al.	D7/511
D592,905	S *	5/2009	Pinelli et al.	D7/396.2
D592,913	S *	5/2009	Pinelli et al.	D7/608
7,533,783	B2 *	5/2009	Choi et al.	220/714
D611,811	S *	3/2010	Gilbert	D9/443
D613,110	S *	4/2010	Lane et al.	D7/392.1
D620,754	S *	8/2010	Duke	D7/510

D620,756	S *	8/2010	Lown et al.	D7/510
D626,837	S *	11/2010	Meyers et al.	D9/443
D626,838	S *	11/2010	Meyers et al.	D9/443
D627,227	S *	11/2010	Andis	D9/503
D629,653	S *	12/2010	Gullickson et al.	D7/510
D634,161	S *	3/2011	Roth et al.	D7/510
D640,093	S *	6/2011	Picozza et al.	D7/413
2004/0217139	A1 *	11/2004	Roth et al.	224/148.7

* cited by examiner

Primary Examiner — Marianne Pandozzi

(74) *Attorney, Agent, or Firm* — Kleinberg & Lerner, LLP;
Marvin H. Kleinberg

(57) **CLAIM**

The ornamental design for a beverage container, as shown and described.

DESCRIPTION

FIG. 1 is a perspective view of a beverage container showing my new design;
 FIG. 2 is a left side view of the beverage container of FIG. 1, the right side being a mirror image.
 FIG. 3 is a front view of the beverage container of FIG. 1;
 FIG. 4 is a rear view thereof;
 FIG. 5 is a top plan view thereof;
 FIG. 6 is a bottom plan view thereof;
 FIG. 7 is a perspective view of the beverage container of FIG. 1 showing the drinking spout in the upright position; and,
 FIG. 8 is a rear perspective view of the beverage container of FIG. 7.

1 Claim, 7 Drawing Sheets







FIG. 1




FIG. 2




FIG. 3




FIG. 4

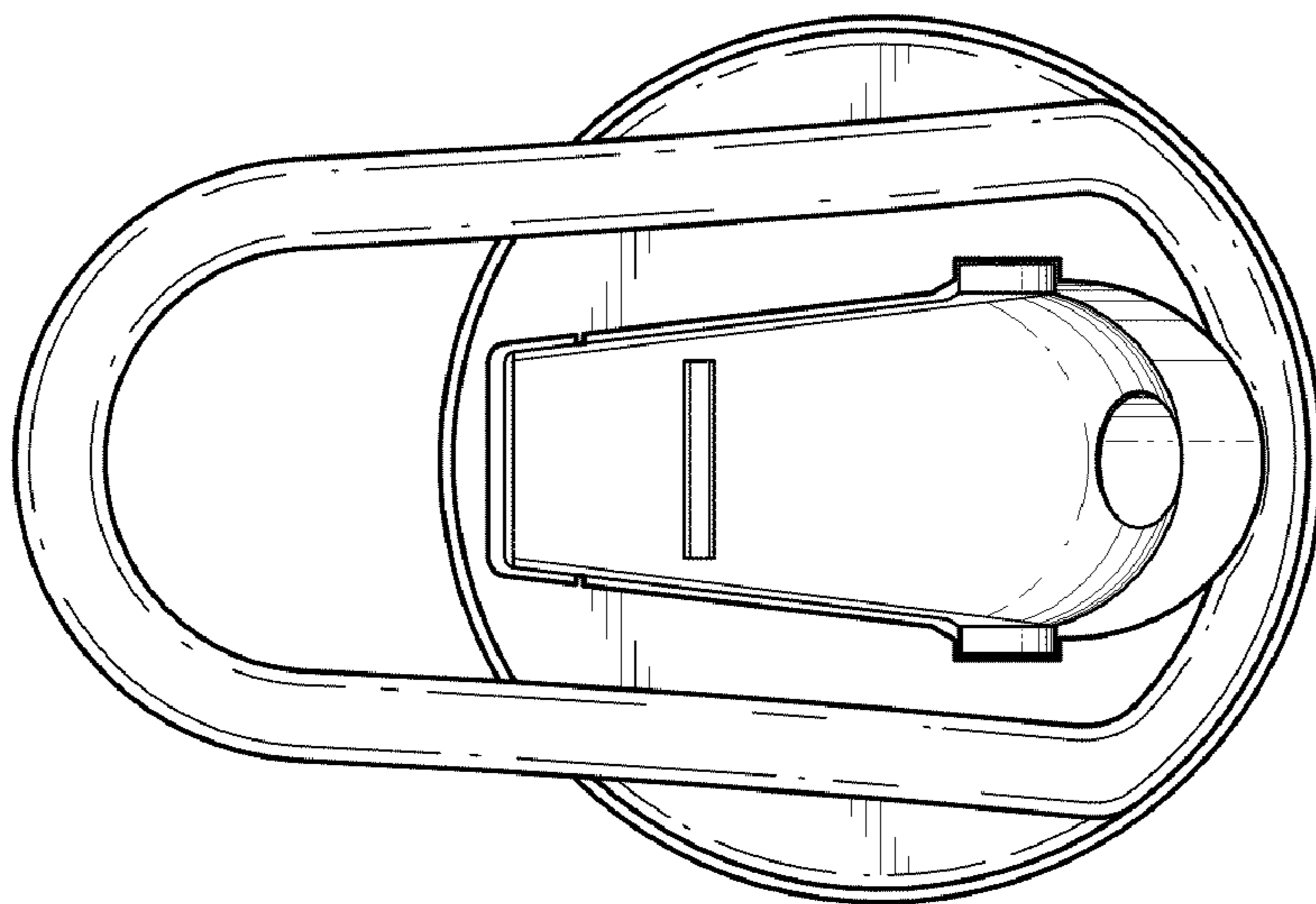


FIG. 5

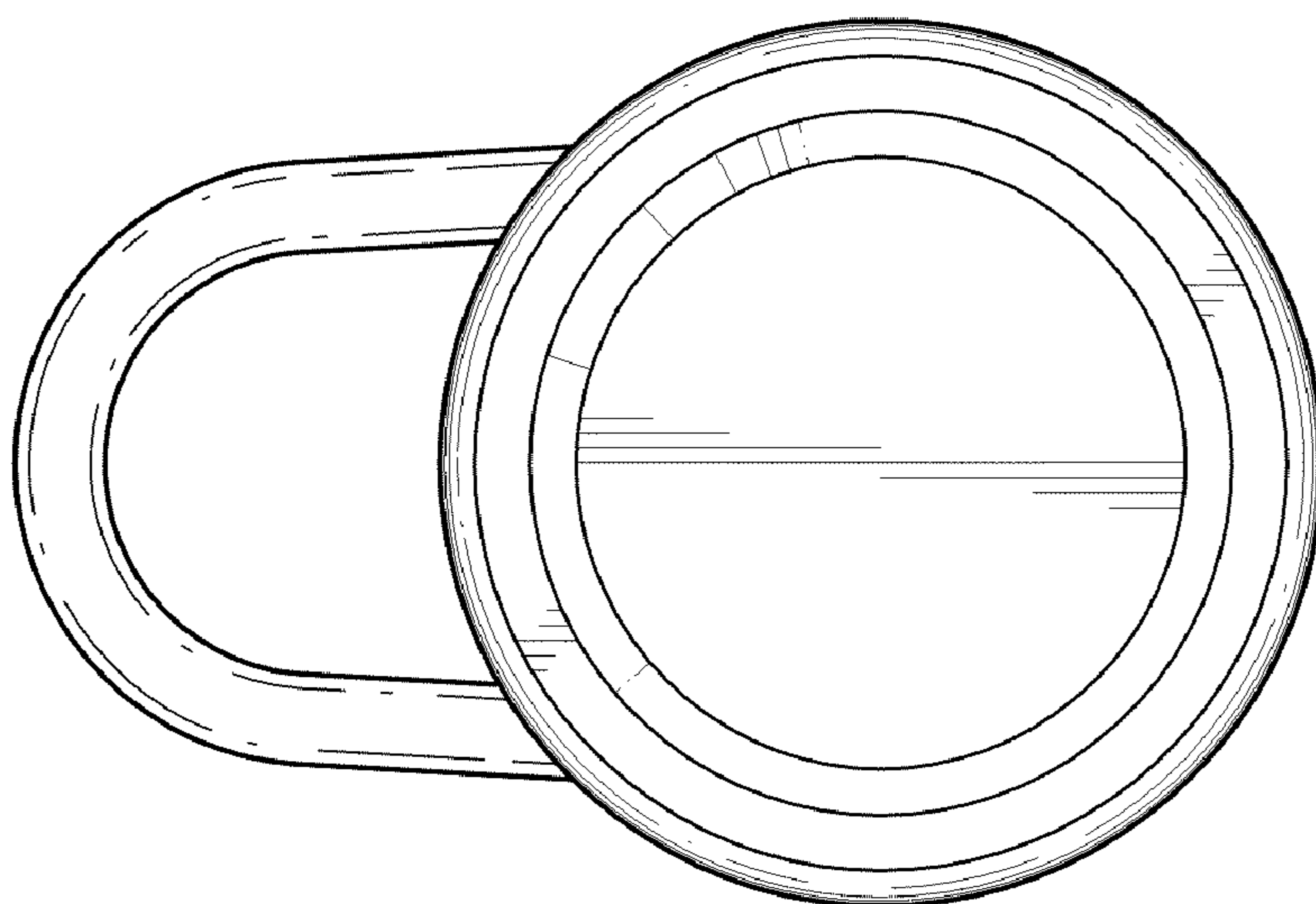


FIG. 6



FIG. 7

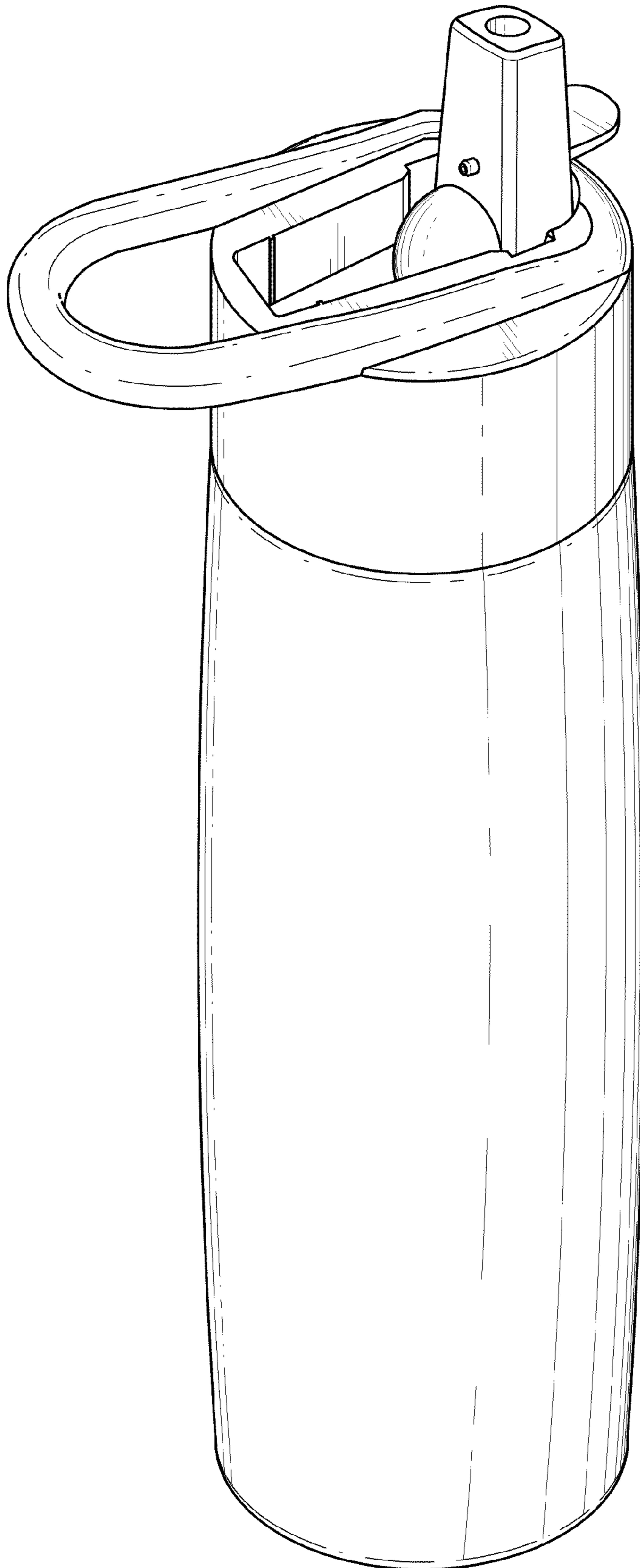


FIG. 8