



US00D652255S

(12) **United States Design Patent**
Carland

(10) **Patent No.:** **US D652,255 S**
(45) **Date of Patent:** **** Jan. 17, 2012**

(54) **BOTTLE**

(75) Inventor: **Patrick Carland**, Truckee, CA (US)

(73) Assignee: **Bamboo Bottle Company**, Portsmouth, NH (US)

(**) Term: **14 Years**

(21) Appl. No.: **29/377,798**

(22) Filed: **Oct. 26, 2010**

(51) **LOC (9) Cl.** **07-01**

(52) **U.S. Cl.** **D7/510; D7/511; D7/523; D7/532**

(58) **Field of Classification Search** D7/510,
D7/511, 509, 523, 532; D9/503, 543; 220/592.16,
220/592.17; 215/12.1

See application file for complete search history.

(56) **References Cited**

U.S. PATENT DOCUMENTS

D287,211 S *	12/1986	Weiss	D7/608
D422,503 S *	4/2000	Lehn	D9/503
D458,134 S *	6/2002	Berish et al.	D9/443
D482,607 S *	11/2003	McRae	D9/614
D519,380 S *	4/2006	Leoncavallo et al.	D9/530
D528,912 S *	9/2006	van der Heijden et al.	D6/542
D528,921 S *	9/2006	Leoncavallo et al.	D9/530
D539,607 S *	4/2007	Lapsker	D7/510
D539,608 S *	4/2007	Lapsker	D7/510
D542,598 S *	5/2007	Karp	D7/510
D550,562 S *	9/2007	Yew	D9/538
D568,740 S *	5/2008	Williams	D9/436
D572,585 S *	7/2008	Perrin et al.	D9/443

D614,918 S *	5/2010	Chisholm	D7/510
D615,360 S *	5/2010	Joy et al.	D7/510
D615,816 S *	5/2010	Joy et al.	D7/507
D615,896 S *	5/2010	Rusanen et al.	D10/108
D616,744 S *	6/2010	Cresswell et al.	D9/443
D620,798 S *	8/2010	Cresswell et al.	D9/443
D623,896 S *	9/2010	Wahl et al.	D7/510
D626,416 S *	11/2010	Cresswell et al.	D9/503
D627,602 S *	11/2010	Eyal	D7/510
D627,603 S *	11/2010	Eyal	D7/510
D628,486 S *	12/2010	Lane	D9/503
D632,132 S *	2/2011	George	D7/510
D635,457 S *	4/2011	Lane	D9/503

* cited by examiner

Primary Examiner — Marianne Pandozzi

(74) *Attorney, Agent, or Firm* — Bourque and Associates, PA

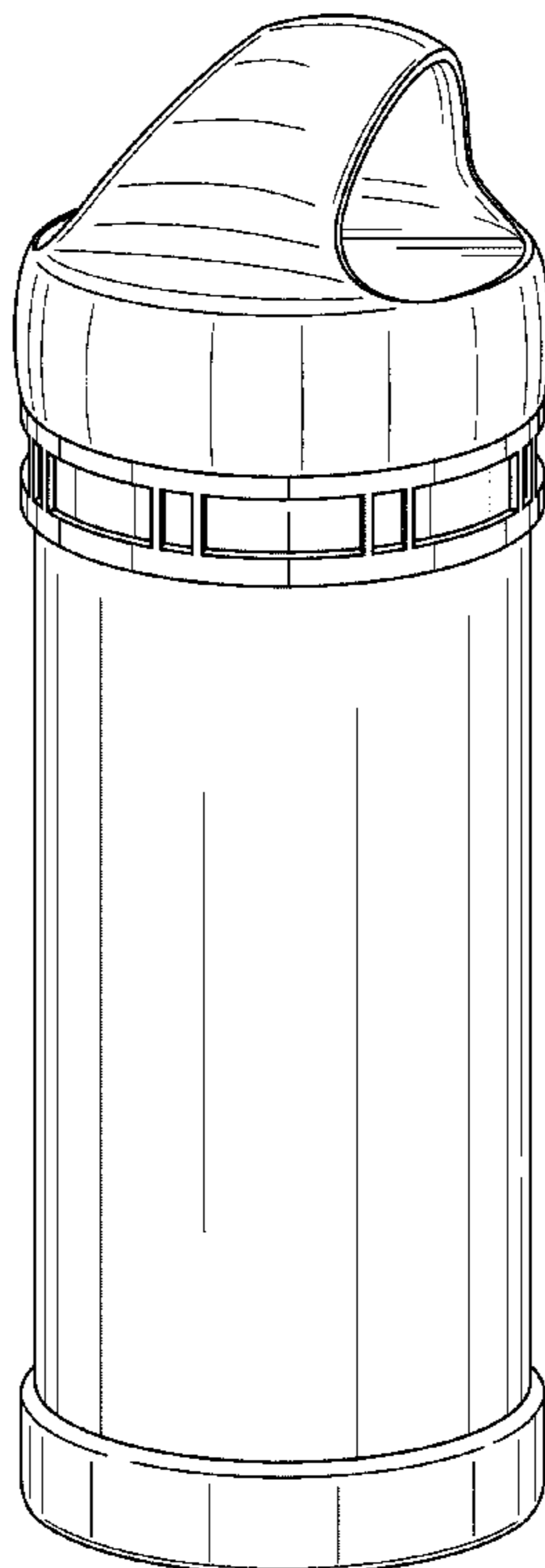
(57) **CLAIM**

The ornamental design for a bottle, as shown and described.

DESCRIPTION

FIG. 1 is a perspective view of the bottle according to the present invention;
FIG. 2 is a front view thereof;
FIG. 3 is a back view thereof;
FIG. 4 is a right side view thereof, the left side view being a mirror image thereof;
FIG. 5 is a top view thereof; and,
FIG. 6 is a bottom view thereof.
The broken lines in FIG. 6 are included for the purpose of illustration and form no part of the claimed design.

1 Claim, 5 Drawing Sheets



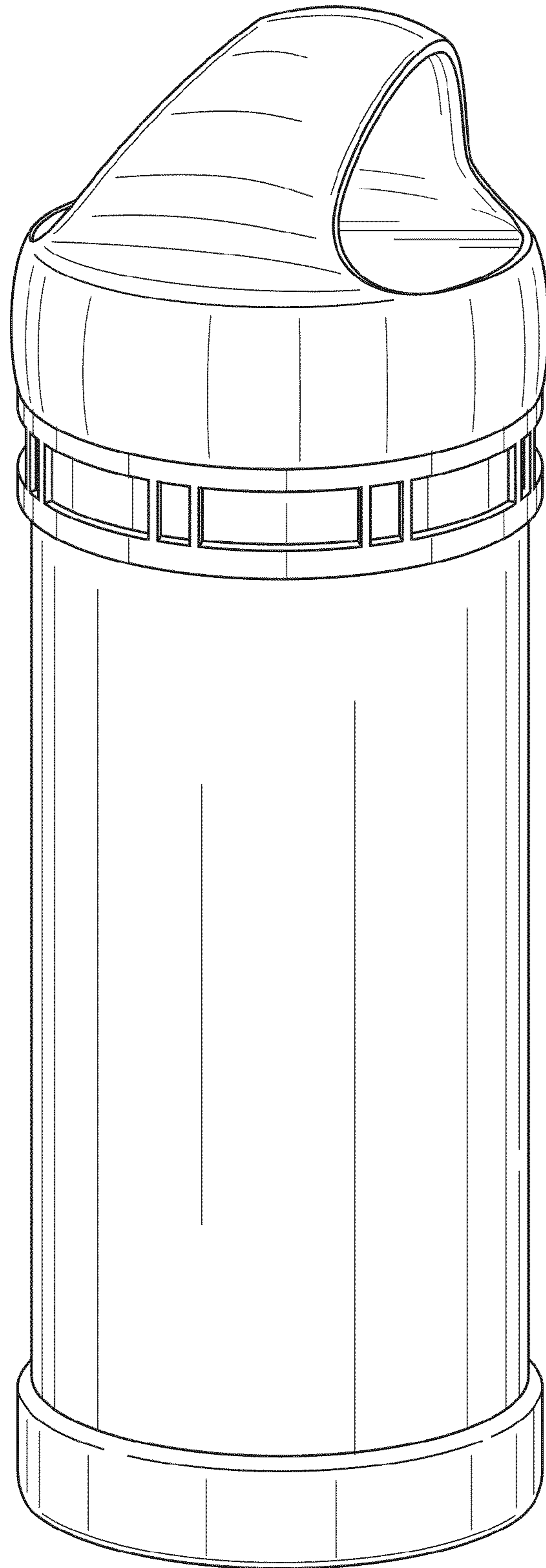


FIG. 1

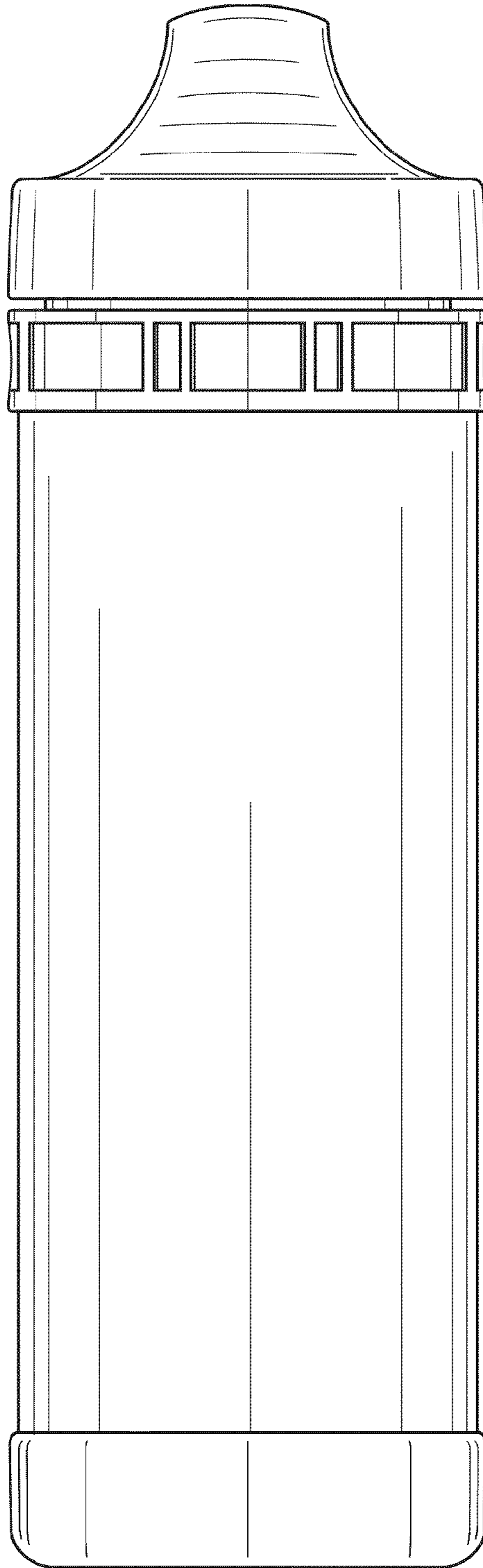


FIG. 2




FIG. 3




FIG. 4

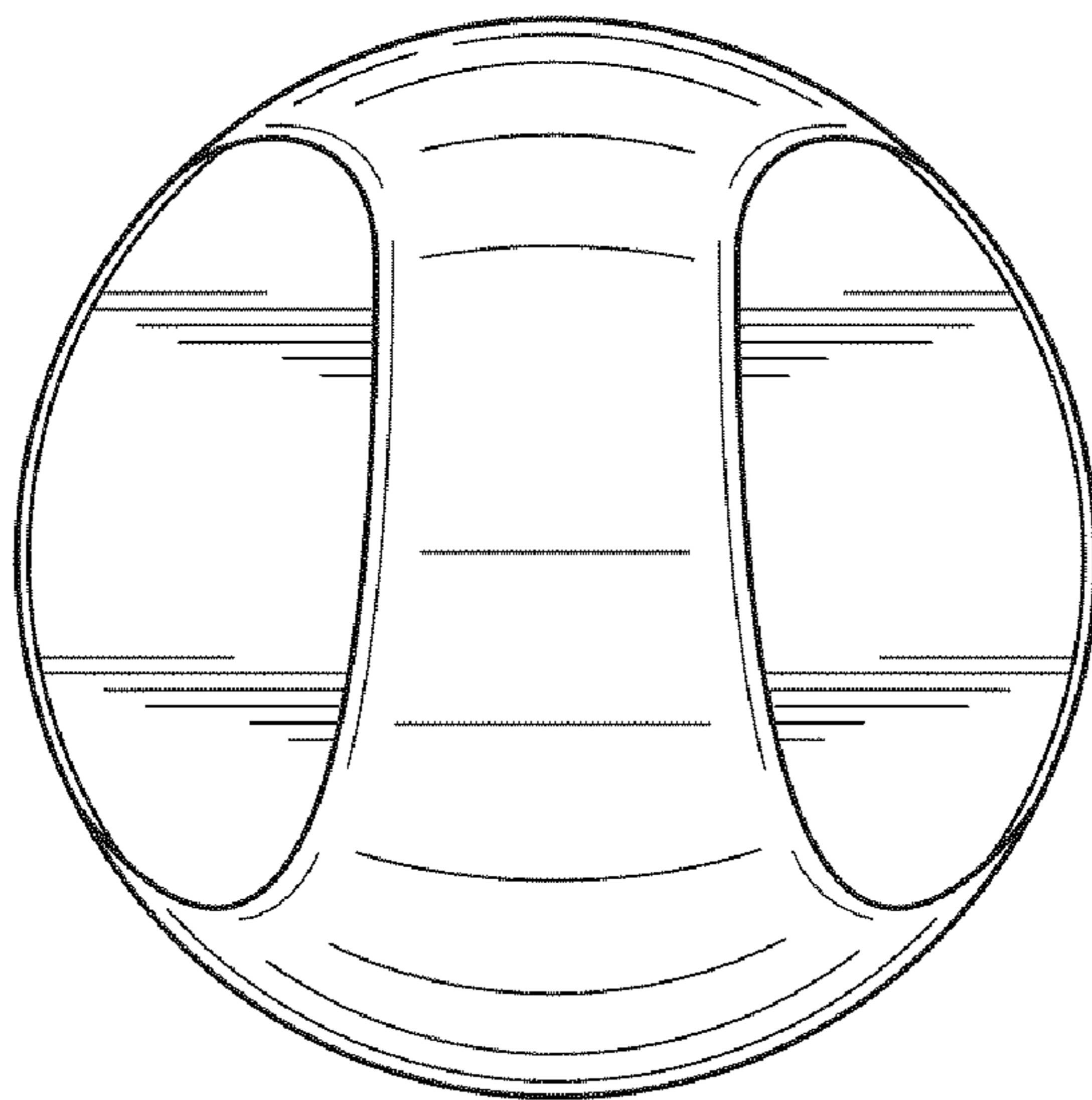


FIG. 5

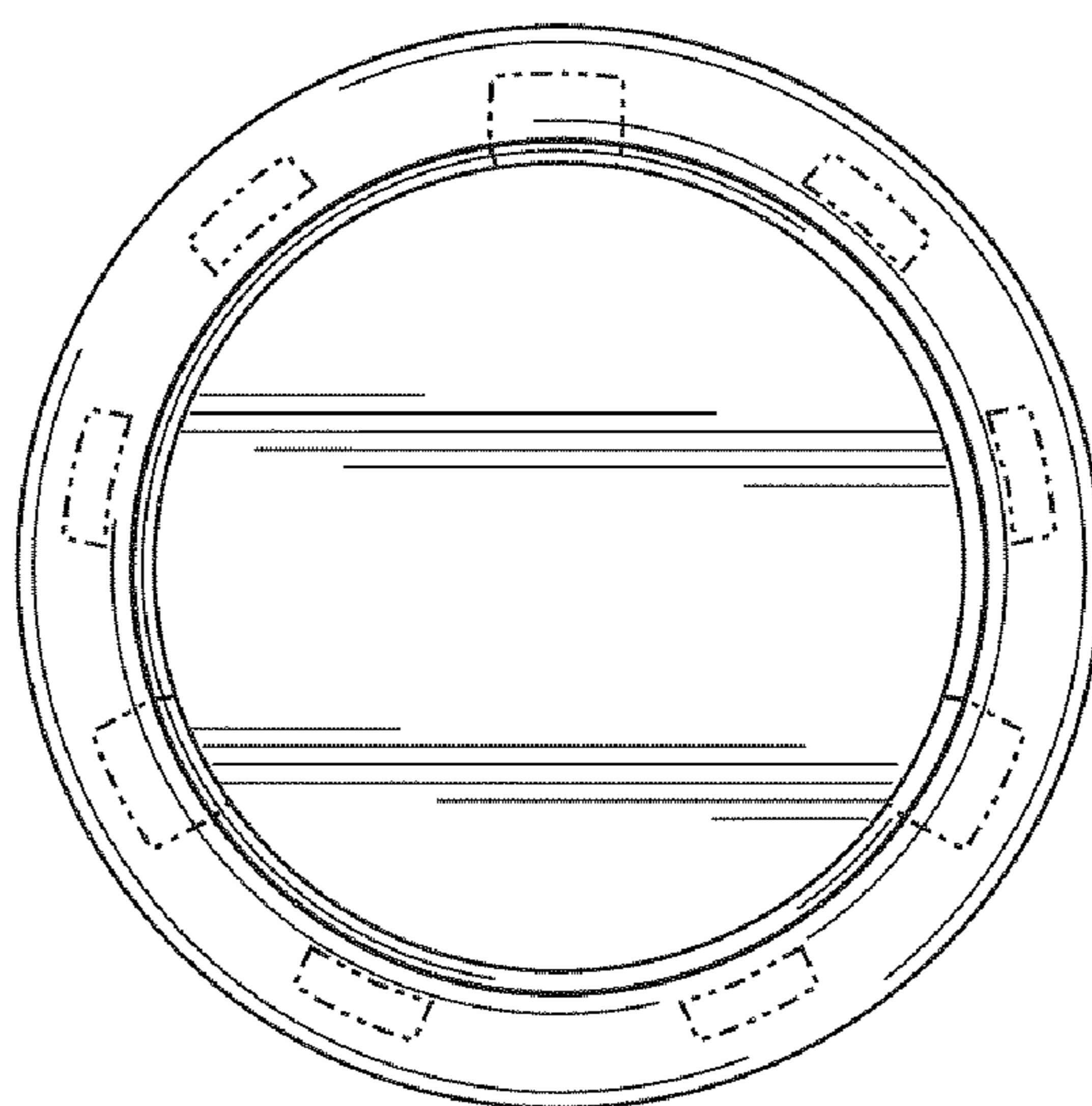


FIG. 6