



US00D652248S

(12) **United States Design Patent**
Valderrama et al.

(10) **Patent No.:** **US D652,248 S**
(45) **Date of Patent:** **** Jan. 17, 2012**

- (54) **LID**
- (75) Inventors: **Vincent Valderrama**, Stamford, CT (US); **Stuart Naft**, Fairfield, CT (US)
- (73) Assignee: **Playtex Products, LLC**, Shelton, CT (US)
- (**) Term: **14 Years**
- (21) Appl. No.: **29/398,264**
- (22) Filed: **Jul. 28, 2011**

Related U.S. Application Data

- (62) Division of application No. 29/362,346, filed on May 24, 2010, now Pat. No. Des. 644,067.
- (51) **LOC (9) Cl.** **07-01**
- (52) **U.S. Cl.** **D7/392.1; D7/900; D7/396.2**
- (58) **Field of Classification Search** D7/534, D7/510, 511, 533, 392.1, 396.2, 900; D24/197; 215/11.1-11.6, 392, 229; 220/714, 288, 220/710.5; D9/445, 449
See application file for complete search history.

References Cited

U.S. PATENT DOCUMENTS

D336,044 S	6/1993	Miller et al.	D9/447
D341,892 S *	11/1993	Yagi	D24/197
5,339,982 A	8/1994	Tardie	220/708
5,346,081 A	9/1994	Lin	215/229
5,361,934 A	11/1994	Spence, Jr.	220/707
D368,529 S	4/1996	Allegre	D24/197
5,582,320 A	12/1996	Lin	220/708
5,897,013 A	4/1999	Manganiello	220/252
6,050,433 A	4/2000	Russell et al.	215/229
D442,435 S	5/2001	Takagi	D7/510
D460,322 S	7/2002	Orr et al.	D7/510
6,523,711 B1	2/2003	Hughes et al.	220/709
D476,849 S *	7/2003	Randolph	D7/510

D483,611 S	12/2003	Diak	D7/523
D496,208 S	9/2004	Killips	D7/300.2
D504,049 S *	4/2005	Morano et al.	D7/534
6,880,713 B2	4/2005	Holley, Jr.	215/11.4
6,915,961 B2	7/2005	Renz et al.	239/33
D515,867 S *	2/2006	Randolph et al.	D7/396.2
7,124,907 B2	10/2006	Conaway	220/254.1
D532,112 S	11/2006	Lornage	D24/197
D538,938 S	3/2007	Pillado	D24/197
D559,624 S *	1/2008	Carreno	D7/534
D579,722 S *	11/2008	Sakulsacha et al.	D7/510
D584,102 S *	1/2009	Valderrama et al.	D7/392.1
7,516,862 B2	4/2009	McDonough	215/229
7,556,172 B2	7/2009	Lane	220/714
7,562,789 B2 *	7/2009	Randolph et al.	220/710.5
D616,706 S	6/2010	Bofinger et al.	D7/534
D626,246 S	10/2010	Rees et al.	D24/197
D628,078 S	11/2010	Valderrama et al.	D9/542
D642,435 S *	8/2011	Schofield et al.	D7/510
D642,866 S *	8/2011	Schofield et al.	D7/510
D644,067 S *	8/2011	Valderrama et al.	D7/534
2009/0242562 A1	10/2009	Valderrama et al.	220/288

* cited by examiner

Primary Examiner — Marianne Pandozzi

(74) *Attorney, Agent, or Firm* — Ohlandt, Greeley, Ruggiero & Perle, LLP

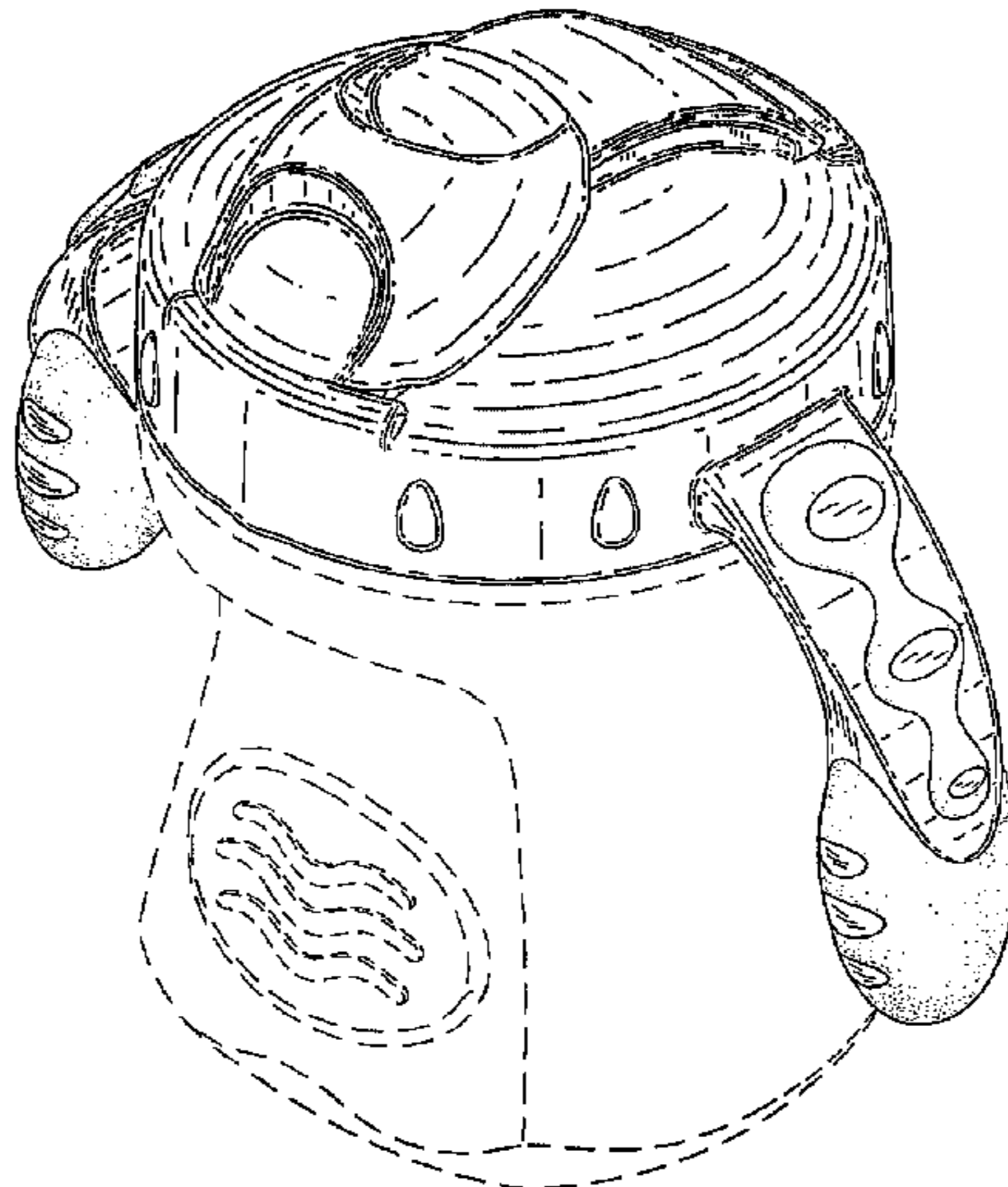
(57) **CLAIM**

The ornamental design for a lid, as shown and described.

DESCRIPTION

FIG. 1 is a front, top perspective view of the lid, according to the present design;
 FIG. 2 is a front elevation view of the lid of FIG. 1;
 FIG. 3 is a rear elevation view of the lid of FIG. 1;
 FIG. 4 is a side elevation view of the lid of FIG. 1, the opposite side elevation being a mirror image thereof;
 FIG. 5 is a top plan view of the lid of FIG. 1; and,
 FIG. 6 is a bottom view of the lid of FIG. 1.

1 Claim, 5 Drawing Sheets



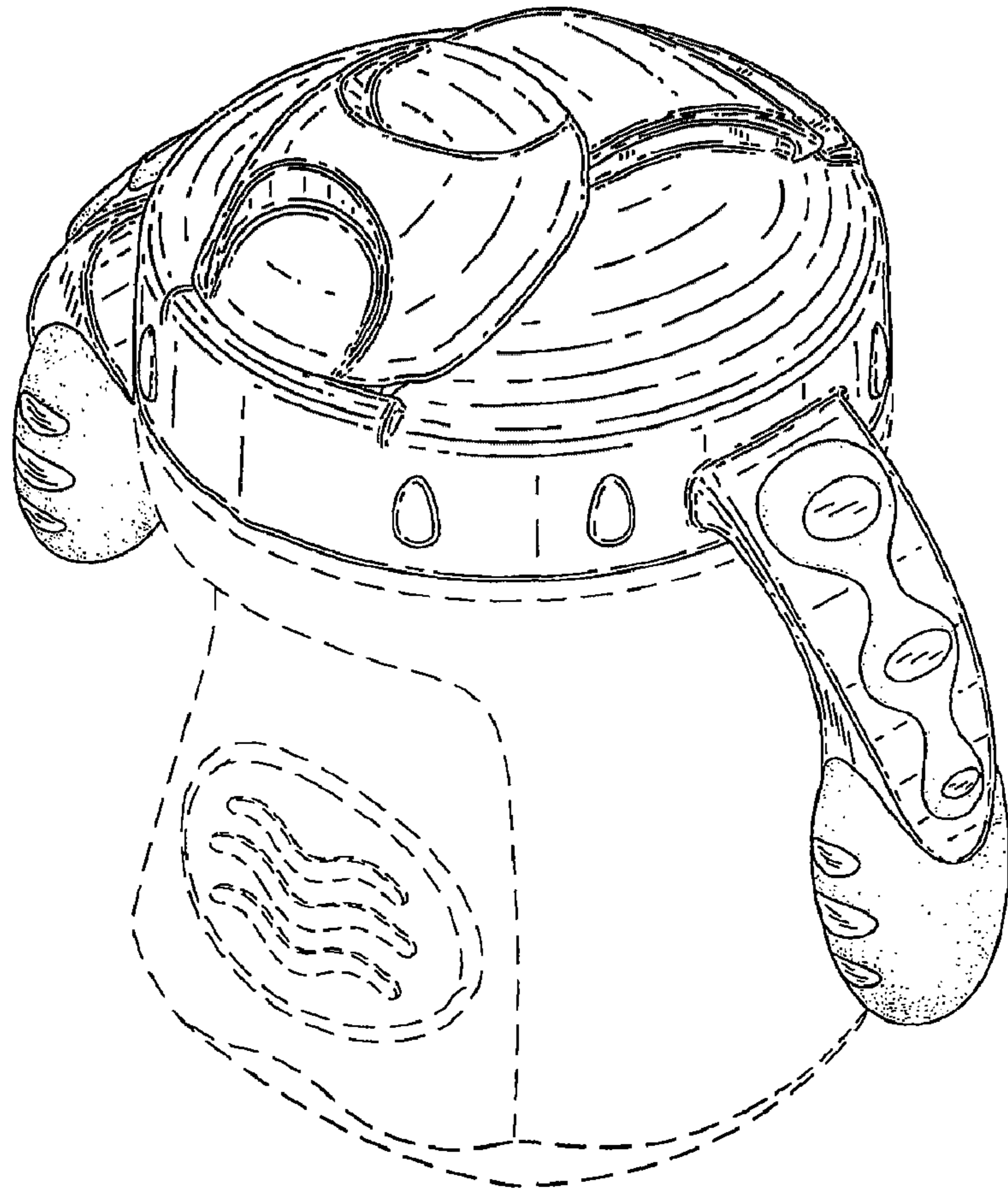


FIG.1

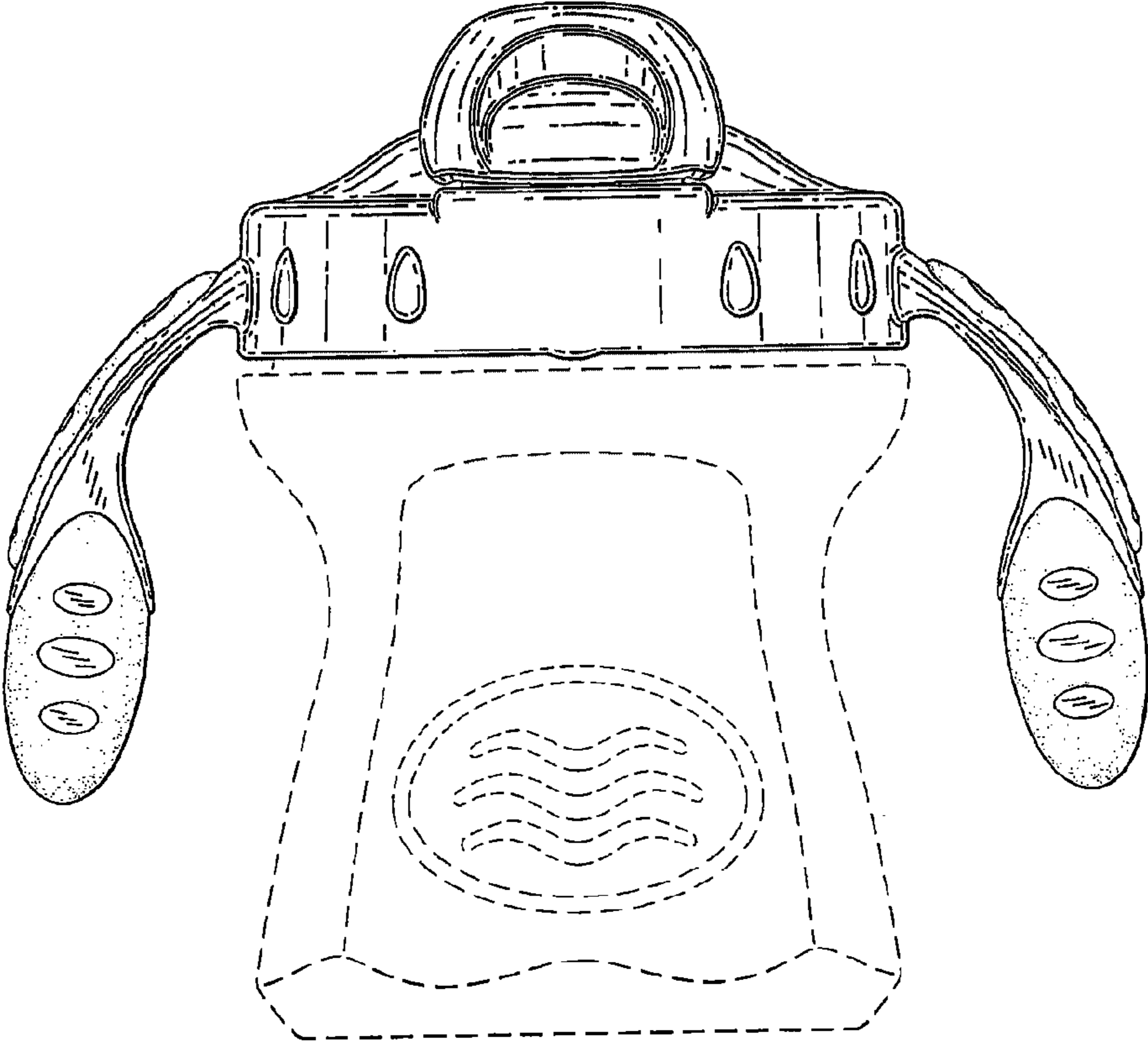


FIG.2

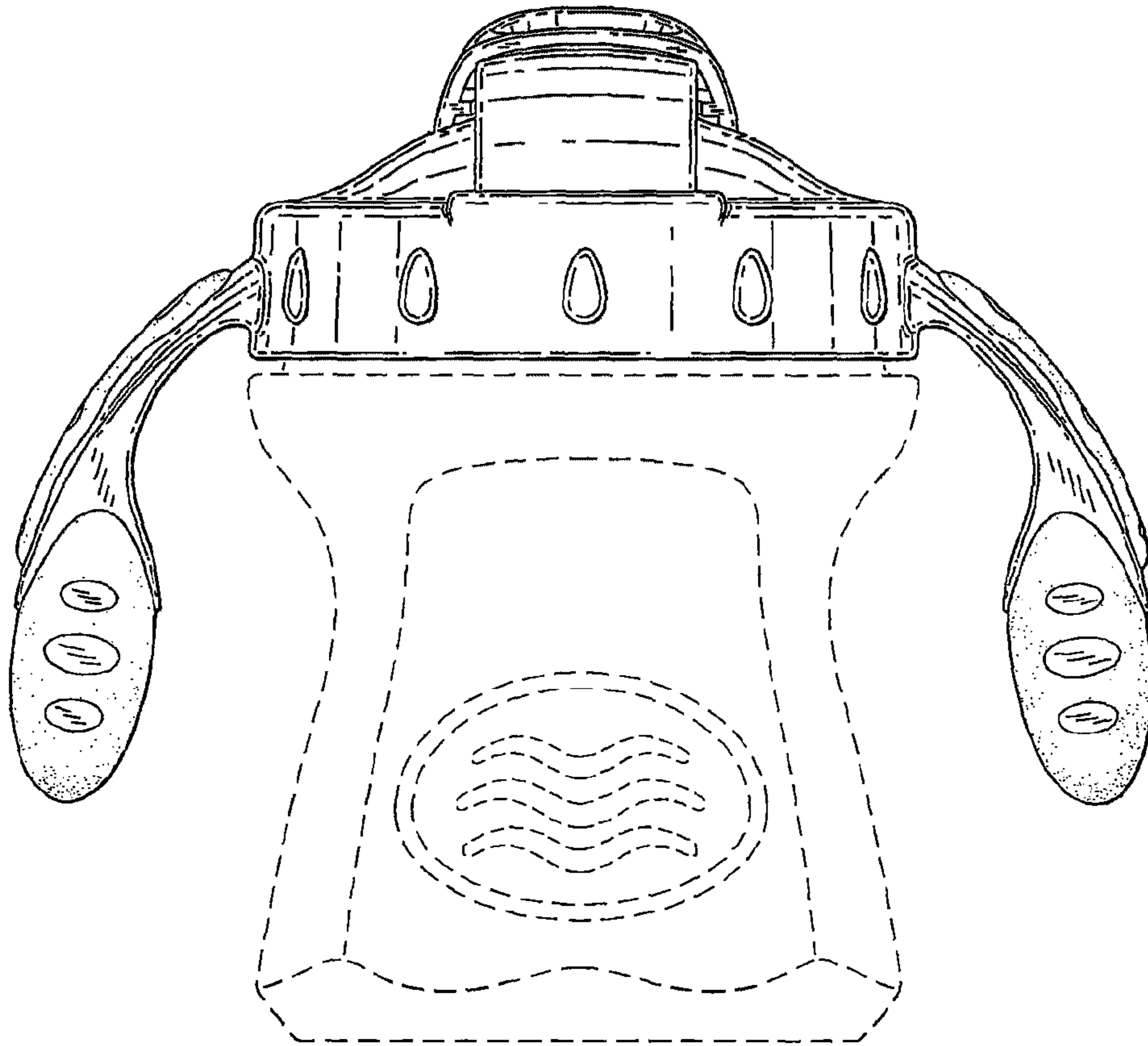


FIG.3

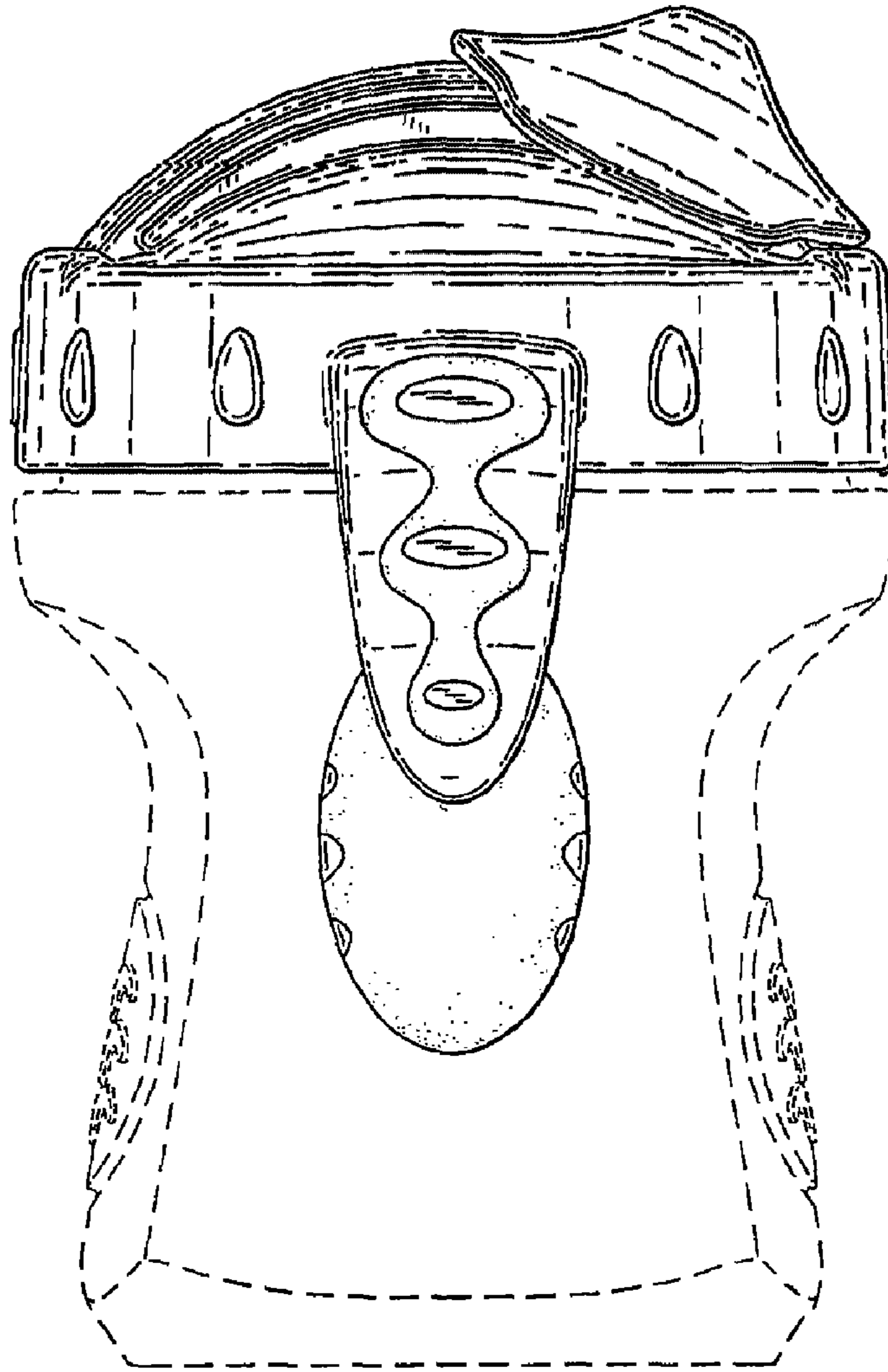


FIG.4

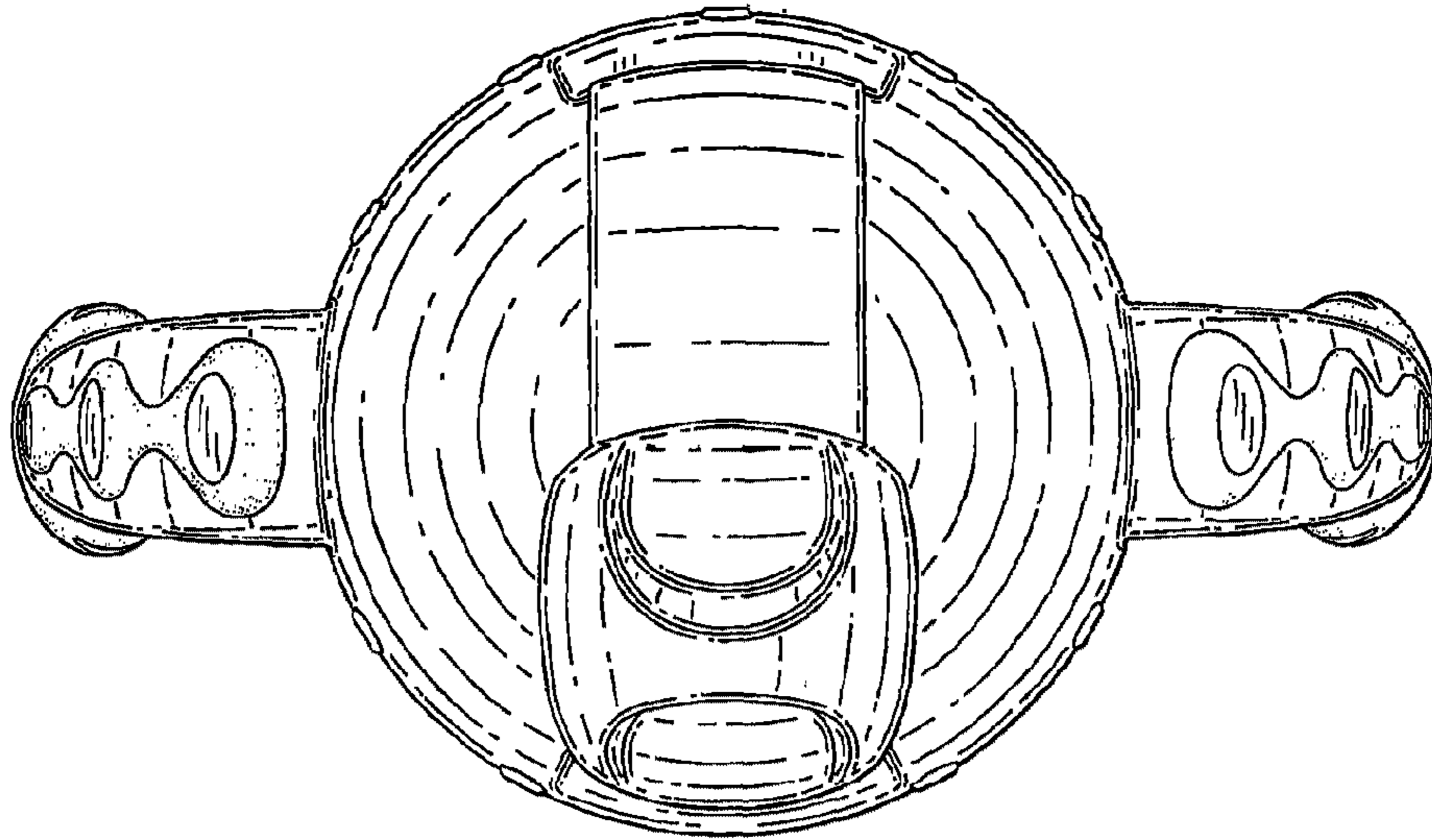


FIG. 5

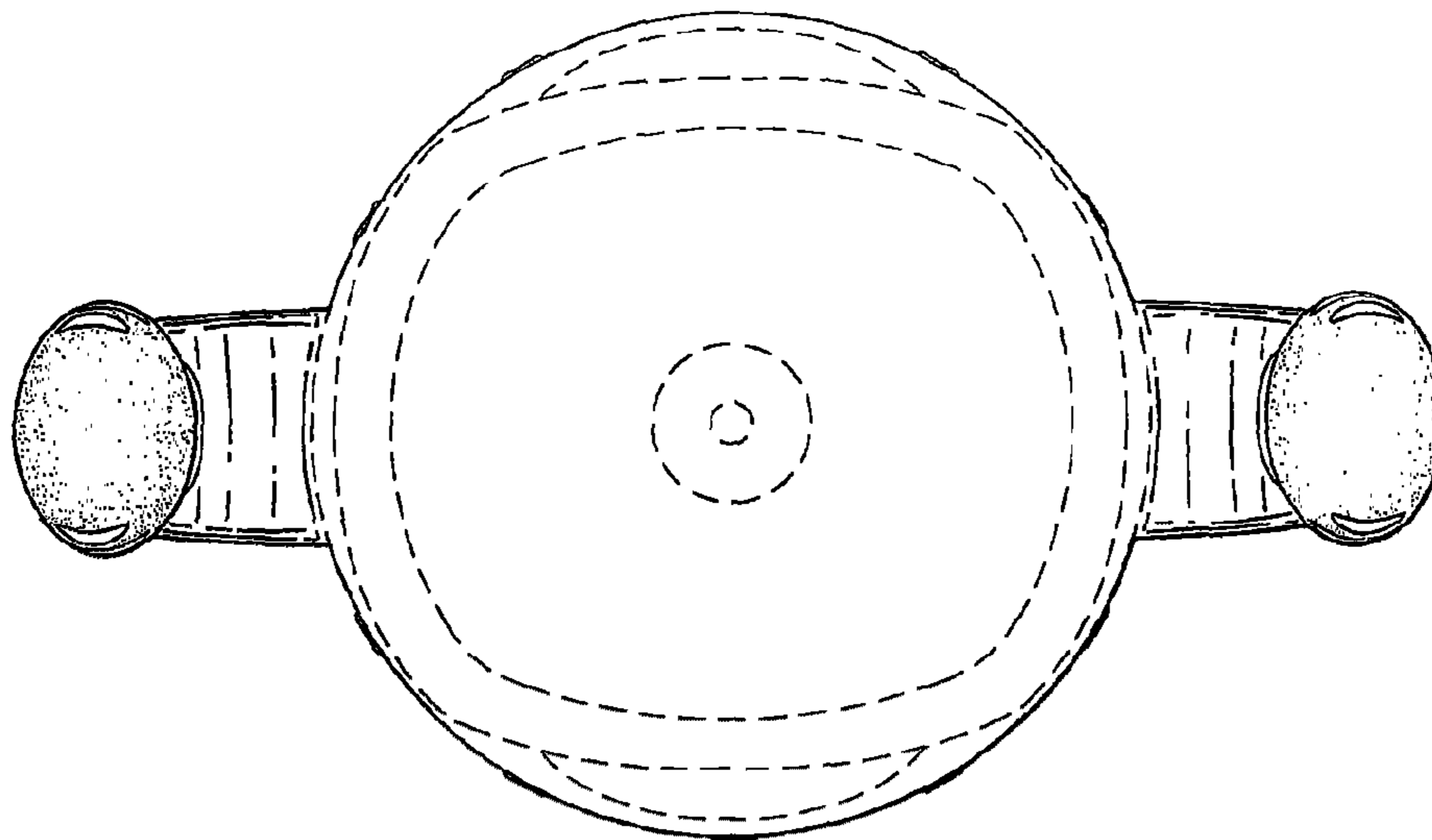


FIG. 6