



US00D652244S

(12) **United States Design Patent**
Richardson et al.

(10) **Patent No.:** **US D652,244 S**
(45) **Date of Patent:** **** Jan. 17, 2012**

(54) **BEVERAGE DISPENSER APPLIANCE**

(75) Inventors: **Chad David Richardson**, Lawrence, KS (US); **Keith DeBald**, Gardner, KS (US); **Luke E. Kelly**, Bonner Springs, KS (US)

(73) Assignee: **BE Aerospace, Inc.**, Wellington, FL (US)

(**) Term: **14 Years**

(21) Appl. No.: **29/378,512**

(22) Filed: **Nov. 5, 2010**

(51) **LOC (9) Cl.** **07-01**

(52) **U.S. Cl.** **D7/307; D7/308; D7/311**

(58) **Field of Classification Search** D7/300, D7/306-308, 309-311, 313, 305, 378, 397; 222/1, 129.1, 146.6, 185.1; 99/279; D20/1, D20/4

See application file for complete search history.

(56) **References Cited**

U.S. PATENT DOCUMENTS

D336,002 S *	6/1993	Balzano	D7/309
D499,599 S *	12/2004	Morrison	D7/309
D553,897 S *	10/2007	De' Longhi	D7/309
D566,494 S *	4/2008	Karl	D8/14

D598,695 S *	8/2009	Currie	D7/311
D600,491 S *	9/2009	Hammad et al.	D7/309
D608,131 S *	1/2010	Meldrum et al.	D7/307
D626,367 S *	11/2010	Gross et al.	D7/301
D627,187 S *	11/2010	Voron et al.	D7/307
D628,006 S *	11/2010	Gross et al.	D7/301

* cited by examiner

Primary Examiner — Marianne Pandozzi

(74) *Attorney, Agent, or Firm* — Shumaker, Loop & Kendrick LLP

(57) **CLAIM**

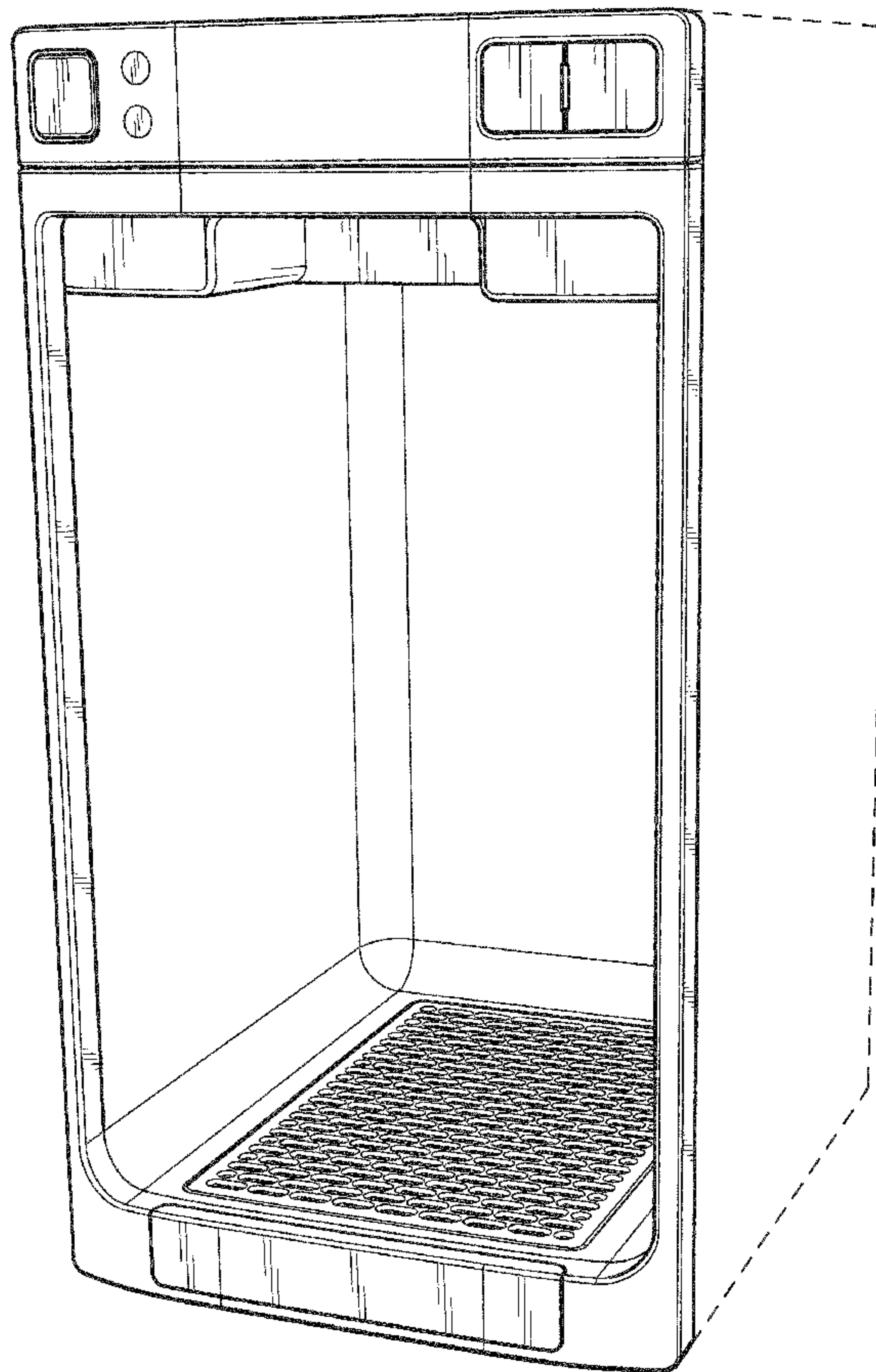
The ornamental design for a beverage dispenser appliance, as shown and described.

DESCRIPTION

FIG. 1 is a front and right side perspective view of a beverage dispenser appliance showing our new design; FIG. 2 is a front elevational view thereof; FIG. 3 is a top plan view thereof; FIG. 4 is a bottom plan view thereof; FIG. 5 is a right side elevational view thereof; and, FIG. 6 is a left side elevational view thereof.

The broken lines shown in the drawing disclosure are for illustrative purposes only and form no part of the claimed design.

1 Claim, 6 Drawing Sheets






Fig. 1




Fig. 2




Fig. 3



Fig. 4




Fig. 5




Fig. 6