



US00D652239S

(12) **United States Design Patent**  
**Governale**

(10) **Patent No.:** **US D652,239 S**

(45) **Date of Patent:** **\*\* Jan. 17, 2012**

(54) **PILLOW**

(76) Inventor: **Pamela Governale**, East Williston, NY  
(US)

(\*\*) Term: **14 Years**

(21) Appl. No.: **29/376,494**

(22) Filed: **Oct. 7, 2010**

(51) **LOC (9) Cl.** ..... **06-09**

(52) **U.S. Cl.** ..... **D6/601**

(58) **Field of Classification Search** ..... D6/595,  
D6/596, 601; 5/630, 636-638, 640, 652,  
5/653, 655, 655.9, 656, 657, 417, 420, 603,  
5/632, 945, 946

See application file for complete search history.

5,848,448 A	12/1998	Boyd	
D405,308 S	2/1999	Orozco	
D434,936 S	12/2000	May	
6,877,176 B2 *	4/2005	Houghteling	5/655
D528,707 S *	9/2006	Deioma	D30/118
2009/0313761 A1 *	12/2009	North et al.	5/632
2011/0056023 A1 *	3/2011	Weeks	5/652
2011/0179573 A1 *	7/2011	North et al.	5/632

\* cited by examiner

*Primary Examiner* — Janice Seeger

(74) *Attorney, Agent, or Firm* — Connolly Bove Lodge & Hutz LLP

(57) **CLAIM**

The ornamental design for a pillow, as shown and described.

**DESCRIPTION**


FIG. 1 is a perspective view of the pillow;  
FIG. 2 is a front view thereof;  
FIG. 3 is a rear view thereof;  
FIG. 4 is a right side view thereof;  
FIG. 5 is a left side view thereof;  
FIG. 6 is a top view thereof; and,  
FIG. 7 is a bottom view thereof.  
The broken lines are for environmental purposes only and form no part of the claimed design.

**1 Claim, 5 Drawing Sheets**

(56) **References Cited**

U.S. PATENT DOCUMENTS

2,629,884 A *	2/1953	McMonagle	5/655
4,607,402 A *	8/1986	Pollard	5/425
4,710,991 A	12/1987	Wilmore et al.	
D298,992 S	12/1988	Voss	
5,044,026 A	9/1991	Matthews	
5,084,926 A	2/1992	Wattie et al.	
5,189,748 A *	3/1993	Garrison et al.	5/655
5,205,611 A	4/1993	Stephens	
D343,756 S *	2/1994	Sher	D6/601
5,754,998 A *	5/1998	Selton	5/652






FIG.1

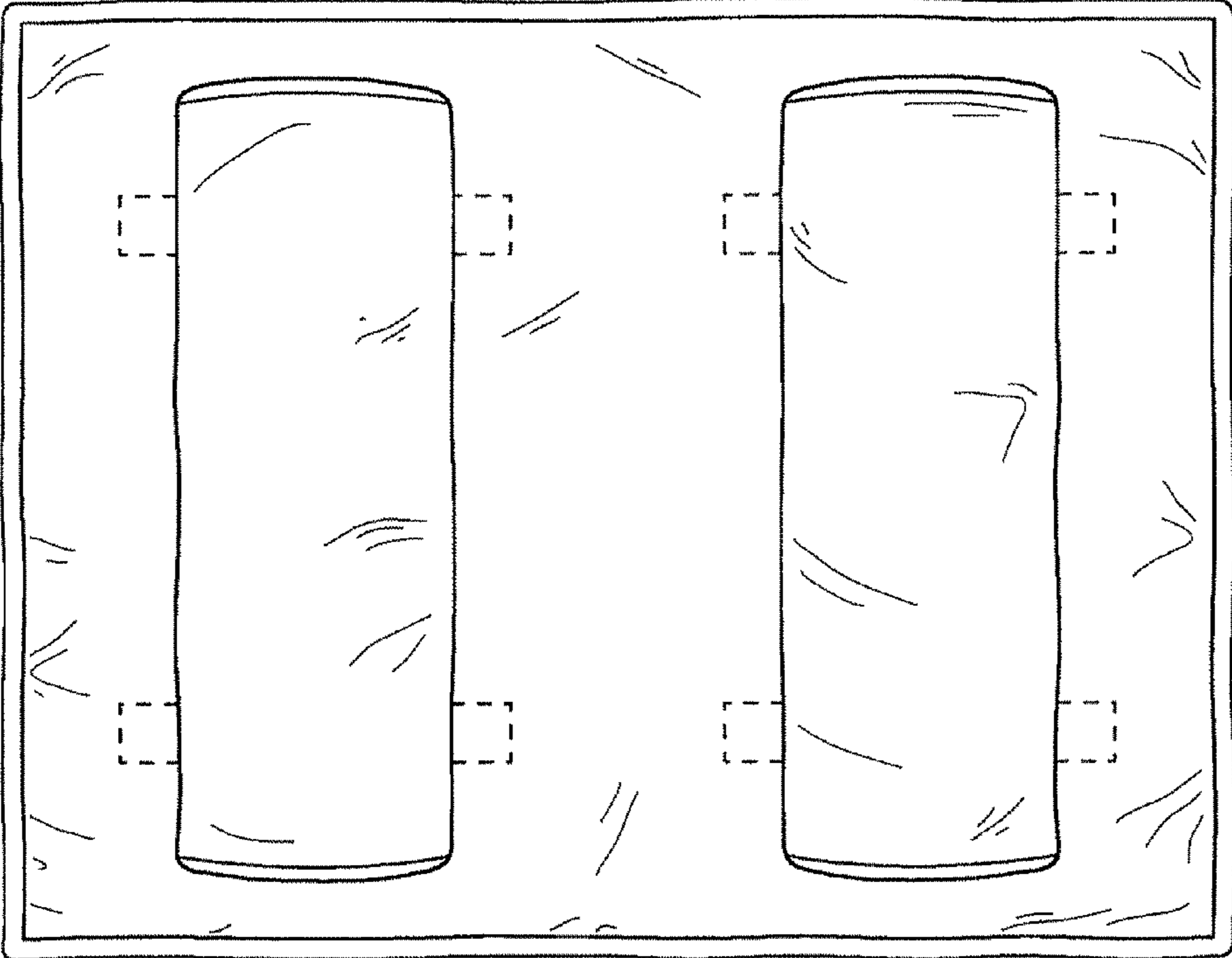


FIG.2




FIG.3

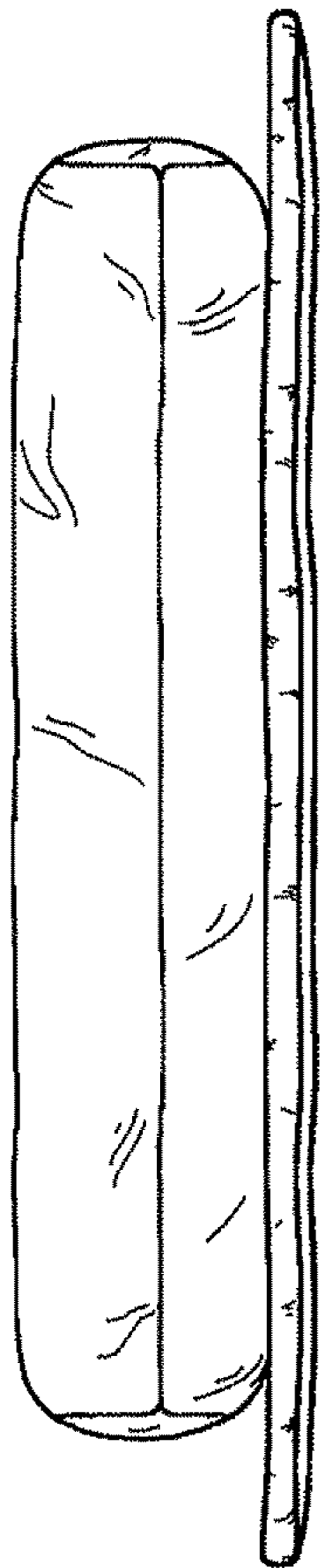


FIG. 4




FIG. 5




FIG. 6




FIG. 7