



US00D652238S

(12) **United States Design Patent**
Sultan et al.

(10) **Patent No.:** **US D652,238 S**
(45) **Date of Patent:** **** Jan. 17, 2012**

(54) **FISH MAT**

(75) Inventors: **Joseph Sultan**, New York, NY (US);
Christine Slevin, New York, NY (US)

(73) Assignee: **Chilewich Sultan, LLC**, New York, NY
(US)

(**) Term: **14 Years**

(21) Appl. No.: **29/376,692**

(22) Filed: **Oct. 11, 2010**

(51) **LOC (9) Cl.** **06-11**

(52) **U.S. Cl.** **D6/589**

(58) **Field of Classification Search** D6/582,
D6/583, 588, 591, 592, 594, 602, 608, 617,
D6/619, 589; D5/5, 7, 20, 30, 37, 49, 56,
D5/58, 59, 60, 63, 64, 66; D19/5; D24/124-126;
4/581; 5/490, 495; 15/208, 209.1, 215; 112/401,
112/402; 139/383 B, 383 R, 420 R; 162/108,
162/109, 134; 428/32, 39, 49, 66.5, 187,
428/542.2, 542.6; D2/914, 968

See application file for complete search history.

(56) **References Cited**

U.S. PATENT DOCUMENTS

D139,468 S * 11/1944 Fixler D5/63
D144,543 S * 4/1946 Clist D6/589
D175,372 S * 8/1955 Snelling D6/589
2,876,574 A * 3/1959 Powell 428/43
3,783,081 A * 1/1974 Levy 428/32
3,833,450 A * 9/1974 Powell 428/15

D239,807 S * 5/1976 Nelson D6/589
D243,054 S * 1/1977 Nelson D6/589
D349,409 S * 8/1994 Miller D5/65
6,564,397 B1 * 5/2003 Hawley et al. 4/581
D494,402 S * 8/2004 Scansetti D6/583
D500,620 S * 1/2005 Robnett D6/589
D511,063 S * 11/2005 Crabolu D6/582
D530,056 S * 10/2006 Albuja et al. D1/111
D542,069 S * 5/2007 Boutin D6/582
2005/0071915 A1 * 4/2005 Hawley et al. 4/581

OTHER PUBLICATIONS

<http://www.shoppigment.com/products/Chilewich-Cat-Mat.html>,
dated 2011, found in search of assignee and the words "fish mat" on
Nov. 25, 2011.*

* cited by examiner

Primary Examiner — Karen S Acker

(74) *Attorney, Agent, or Firm* — Gottlieb, Rackman &
Reisman, P.C.

(57) **CLAIM**

The ornamental design for a fish mat, as shown and described.

DESCRIPTION

FIG. 1 is a top plan view of the fish mat showing our new
design;

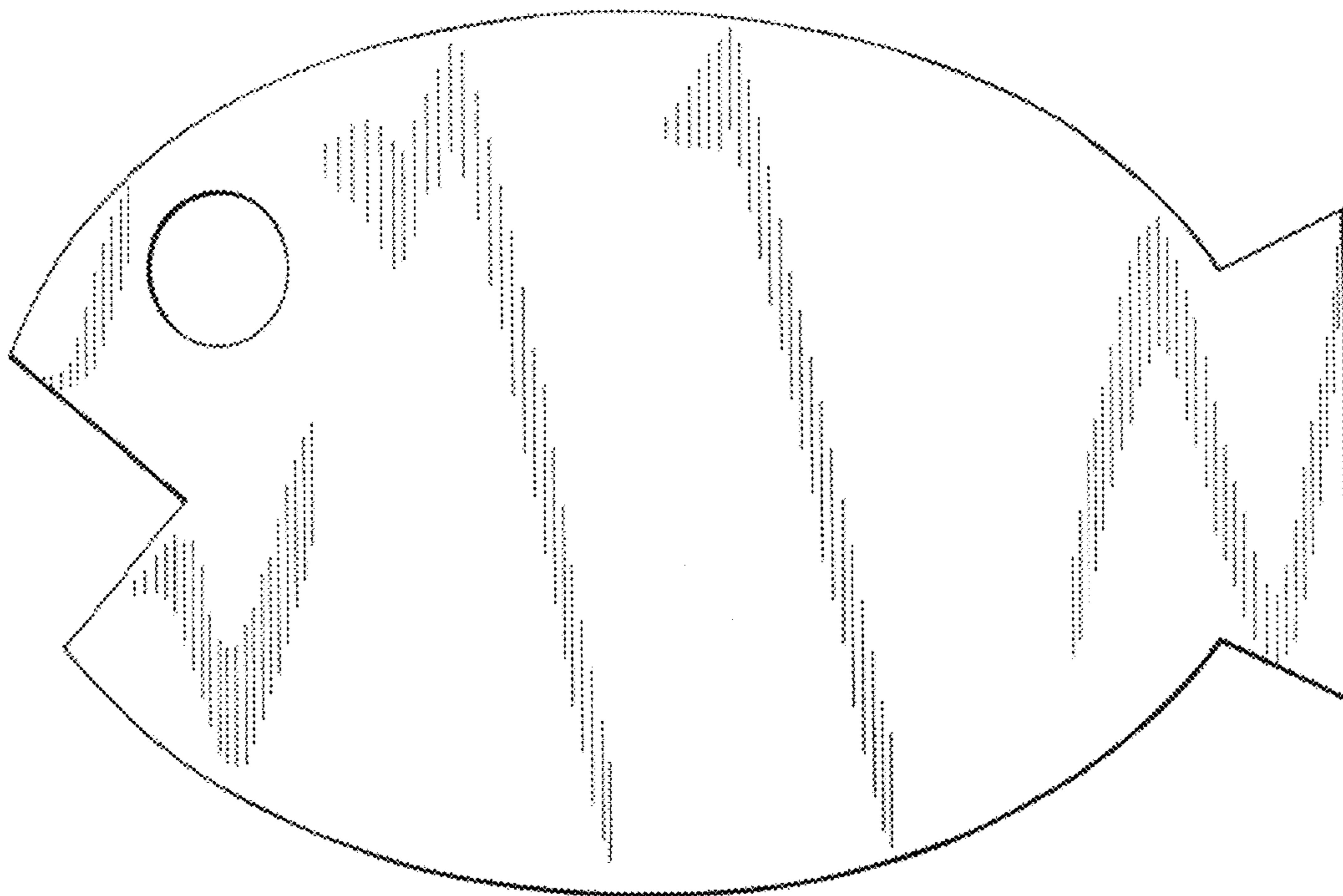
FIG. 2 is a front elevational view thereof;

FIG. 3 is a left side elevational view thereof;

FIG. 4 is a right side elevational view thereof; and,

FIG. 5 is a rear elevational view thereof.

1 Claim, 2 Drawing Sheets



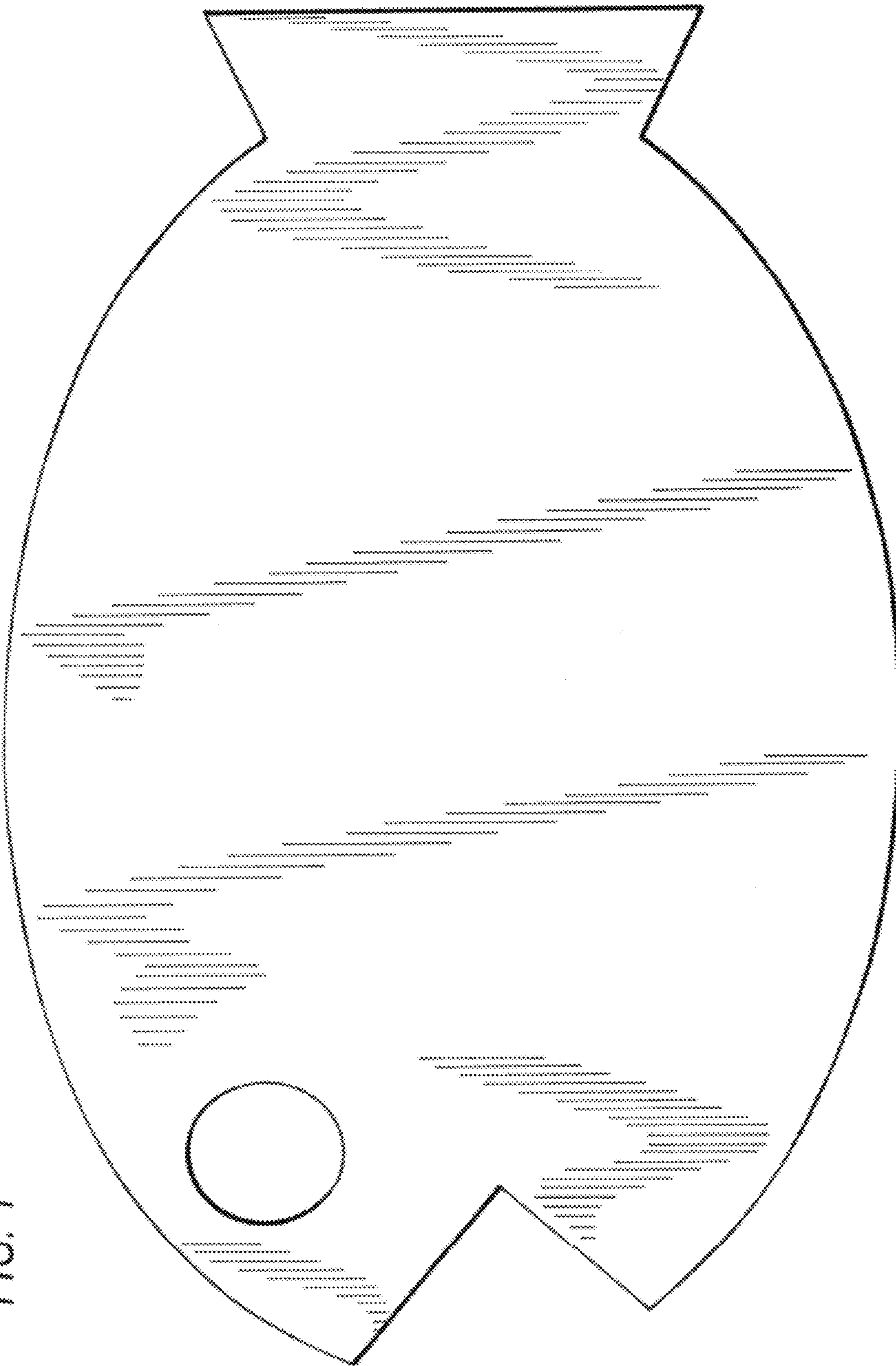


FIG. 1




FIG. 2



FIG. 4



FIG. 3



FIG. 5