



US00D652237S

(12) **United States Design Patent**
Cittadino et al.

(10) **Patent No.:** **US D652,237 S**
(45) **Date of Patent:** **** Jan. 17, 2012**

(54) **CORNER SHOWER CADDY**
(75) Inventors: **Kyle Cittadino**, Wilmington, DE (US);
Kaveh Didehvar, Hockessin, DE (US);
Joseph Vaccaro, West Chester, PA (US)

(73) Assignee: **Zenith Products Corporation**, New
Castle, DE (US)

(**) Term: **14 Years**

(21) Appl. No.: **29/390,006**

(22) Filed: **Apr. 19, 2011**

(51) **LOC (9) Cl.** **06-04**

(52) **U.S. Cl.** **D6/562; D6/566**

(58) **Field of Classification Search** D6/524,
D6/562, 546-550, 527, 532-53, 535, 574,
D6/566, 433; D8/300, 315-320; D23/271,
D23/303, 304; 211/13.1, 71.01, 86.01, 87.01,
211/88.01, 88.04, 90.01, 123, 126.1, 133.1,
211/134; 248/220.1, 235, 251, 309.1
See application file for complete search history.

D508,322 S	8/2005	Horst	
D509,361 S *	9/2005	Suero, Jr.	D6/562
D517,806 S	3/2006	Charuwongkhachton	
7,186,050 B2	3/2007	Dean et al.	
D542,058 S	5/2007	Clucas	
D542,536 S	5/2007	Gialanella	
D553,361 S	10/2007	Splain et al.	
D554,416 S *	11/2007	Thompson et al.	D6/562
D556,476 S	12/2007	Butler et al.	
D559,023 S	1/2008	Reichert	
D572,502 S *	7/2008	Yang et al.	D6/562
D572,516 S *	7/2008	Snider	D6/566
D572,940 S *	7/2008	Murray	D6/562
D580,194 S	11/2008	Lambert et al.	
7,459,636 B2	12/2008	Conrad	
D588,840 S	3/2009	Dretzka	
D614,888 S	5/2010	Sexton	
D616,202 S	5/2010	Whitlock et al.	
D620,293 S *	7/2010	Guindi	D6/562
D624,754 S	10/2010	van Wijk et al.	
D635,769 S	4/2011	Sosnovsky	
D636,606 S	4/2011	Wang	
D637,000 S	5/2011	Goodman et al.	

* cited by examiner

Primary Examiner — Brian N Vinson

(74) *Attorney, Agent, or Firm* — Panitch Schwarze Belisario
& Nadel LLP

(56) **References Cited**

U.S. PATENT DOCUMENTS

3,938,872 A	2/1976	Hagerman	
4,494,661 A	1/1985	Krusche	
4,671,415 A	6/1987	Manhart	
D292,764 S	11/1987	Kester	
4,811,996 A	3/1989	Hansson	
D323,439 S *	1/1992	Emery	D6/562
5,294,008 A	3/1994	Dunaway	
5,390,800 A	2/1995	Tucker	
D376,231 S	12/1996	McLain	
5,601,198 A	2/1997	Reed	
D395,362 S	6/1998	Fink et al.	
5,791,501 A	8/1998	Baldwin, Jr.	
D431,109 S	9/2000	Lacy et al.	
D463,123 S	9/2002	Hradisky	
D469,610 S	2/2003	Corp et al.	
D474,603 S	5/2003	Berenguer	
D485,092 S	1/2004	Rosen	
6,726,038 B2	4/2004	Ko	

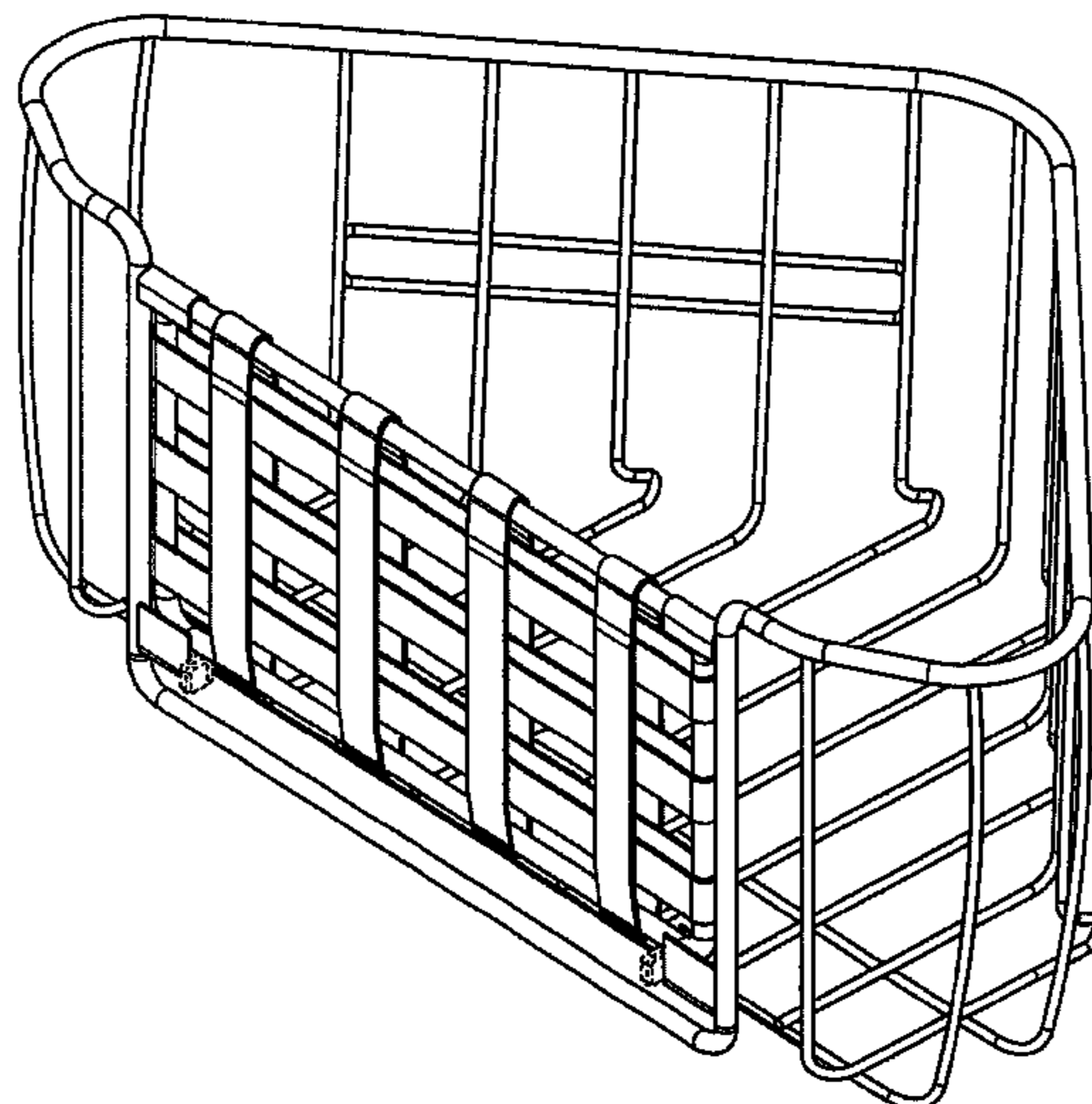
(57) **CLAIM**

The ornamental design for a corner shower caddy, as shown
and described.

DESCRIPTION

FIG. 1 is a front perspective view of the corner shower caddy
in accordance with our new design;
FIG. 2 is a front elevational view thereof;
FIG. 3 is a left-side elevational view thereof, a right side
elevational view being a mirror image thereof;
FIG. 4 is a top plan view thereof;
FIG. 5 is a rear elevational view thereof; and,
FIG. 6 is a bottom view thereof.
The broken lines in the figures are for illustrative purposes
only and form no part of the claimed design.

1 Claim, 6 Drawing Sheets



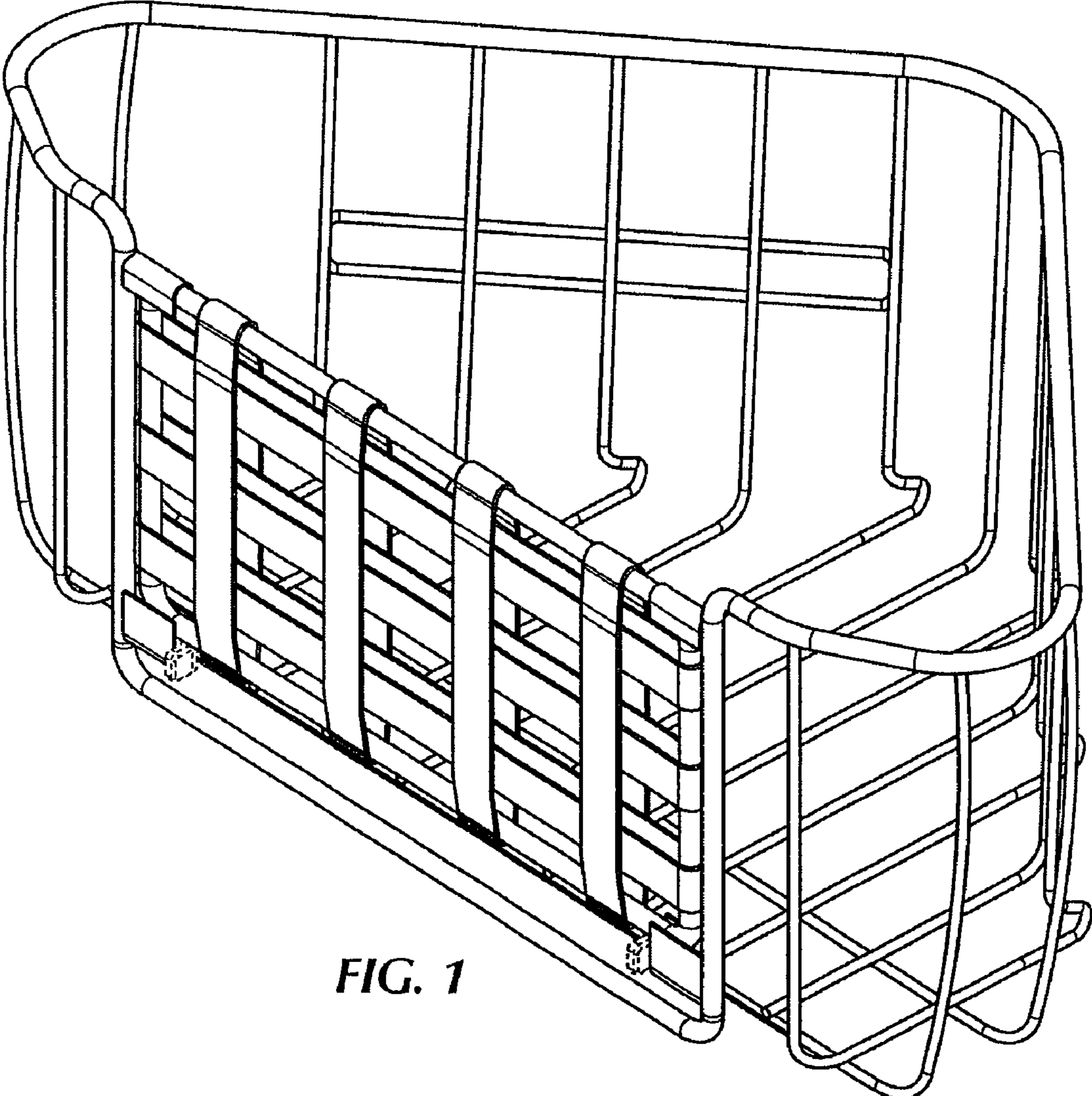


FIG. 1

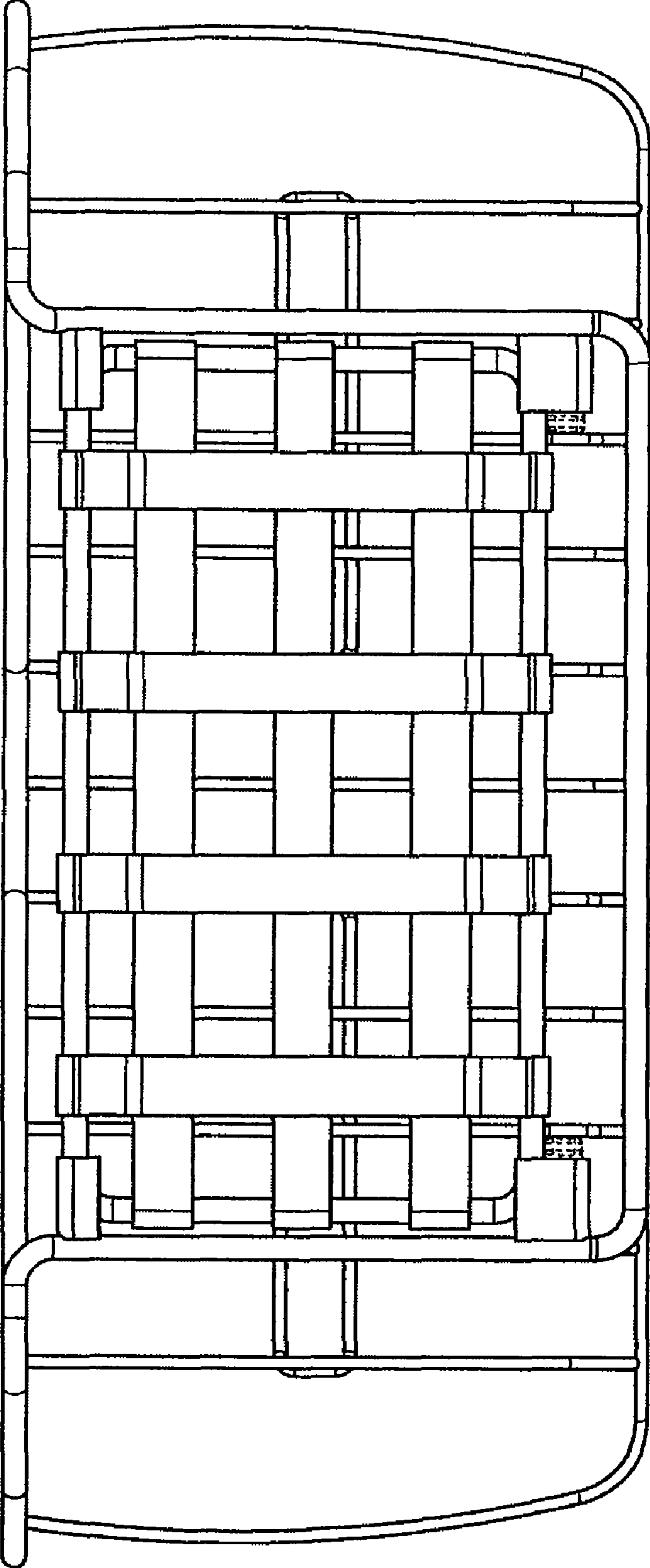


FIG. 2

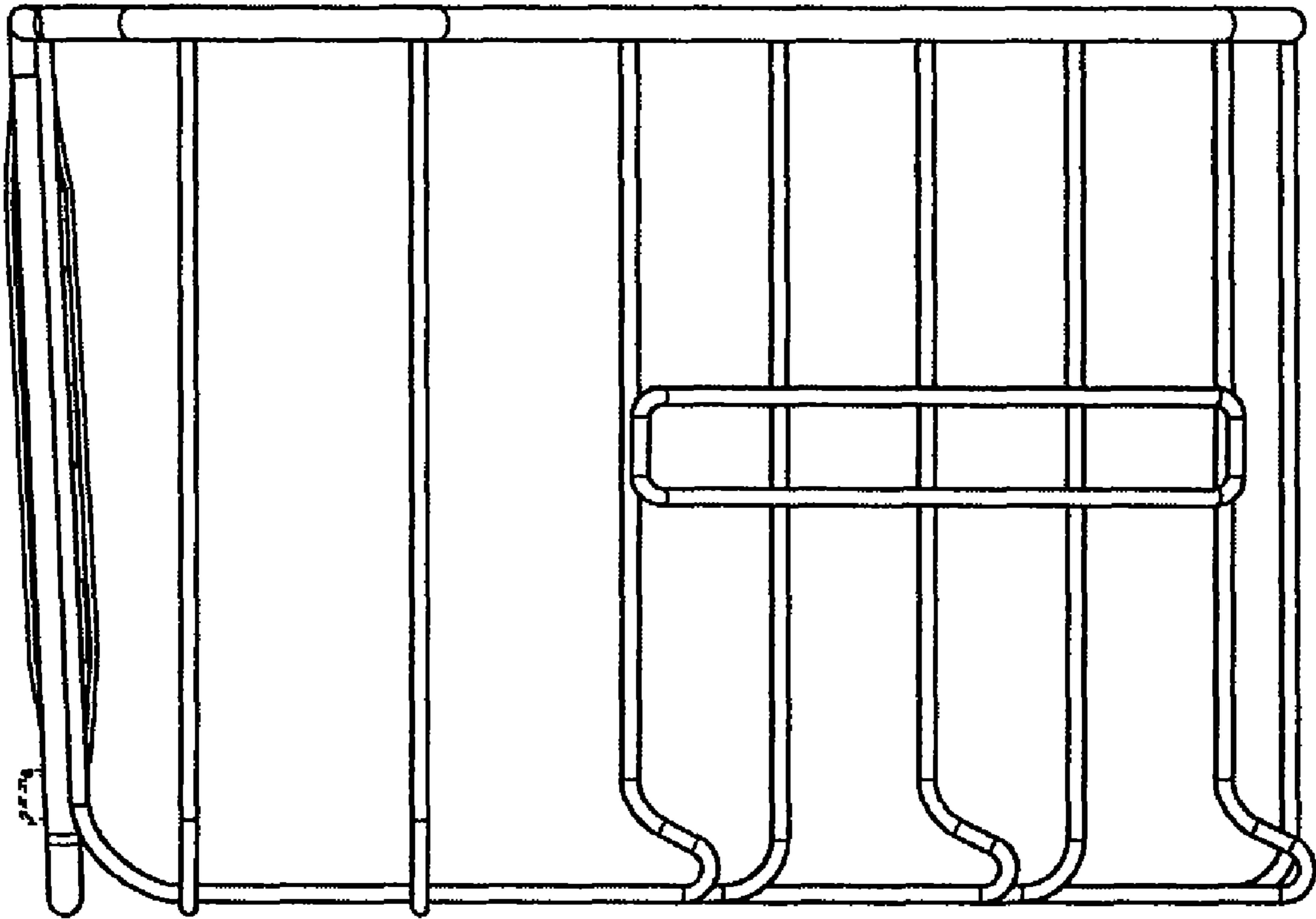


FIG. 3

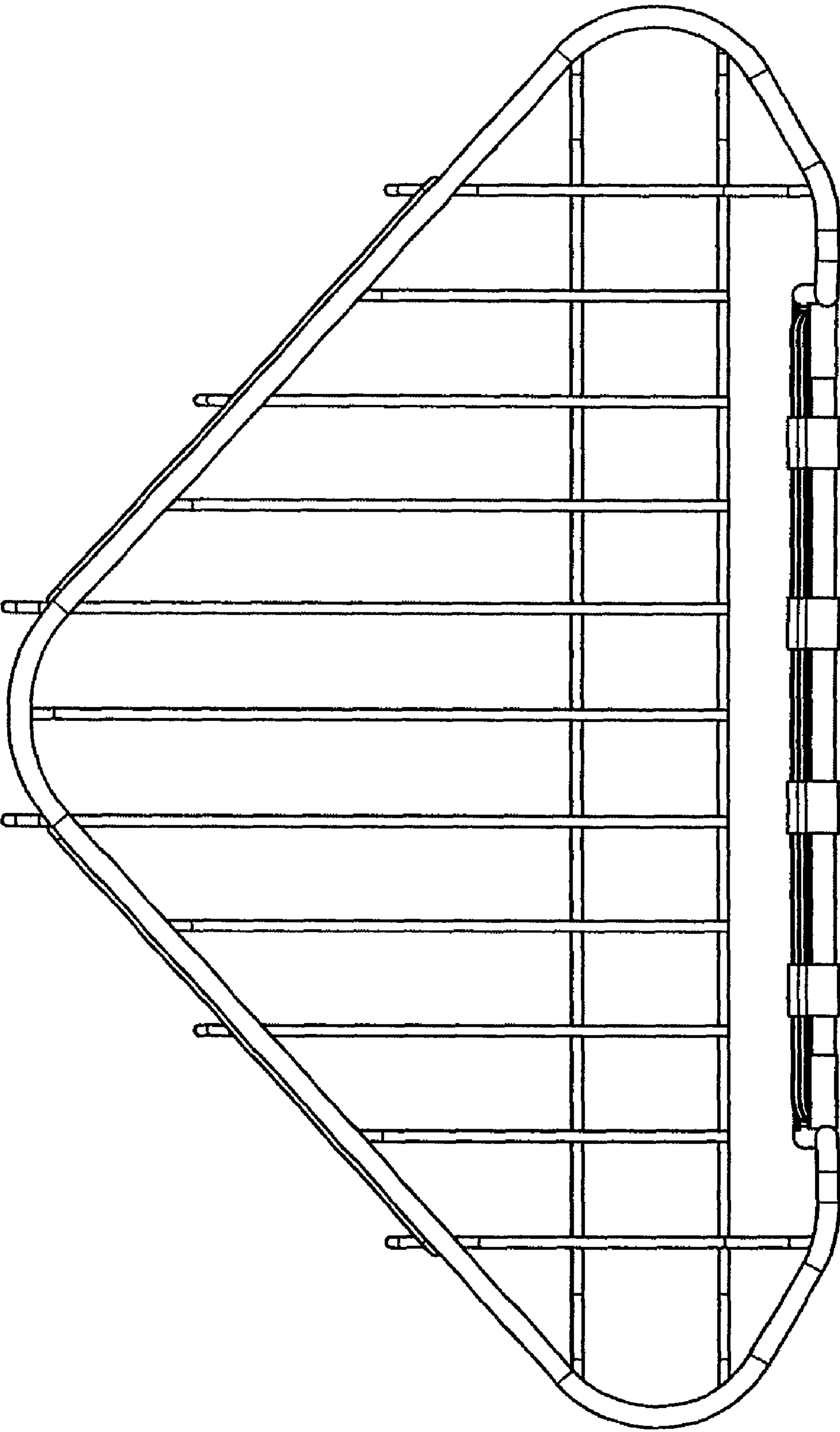


FIG. 4

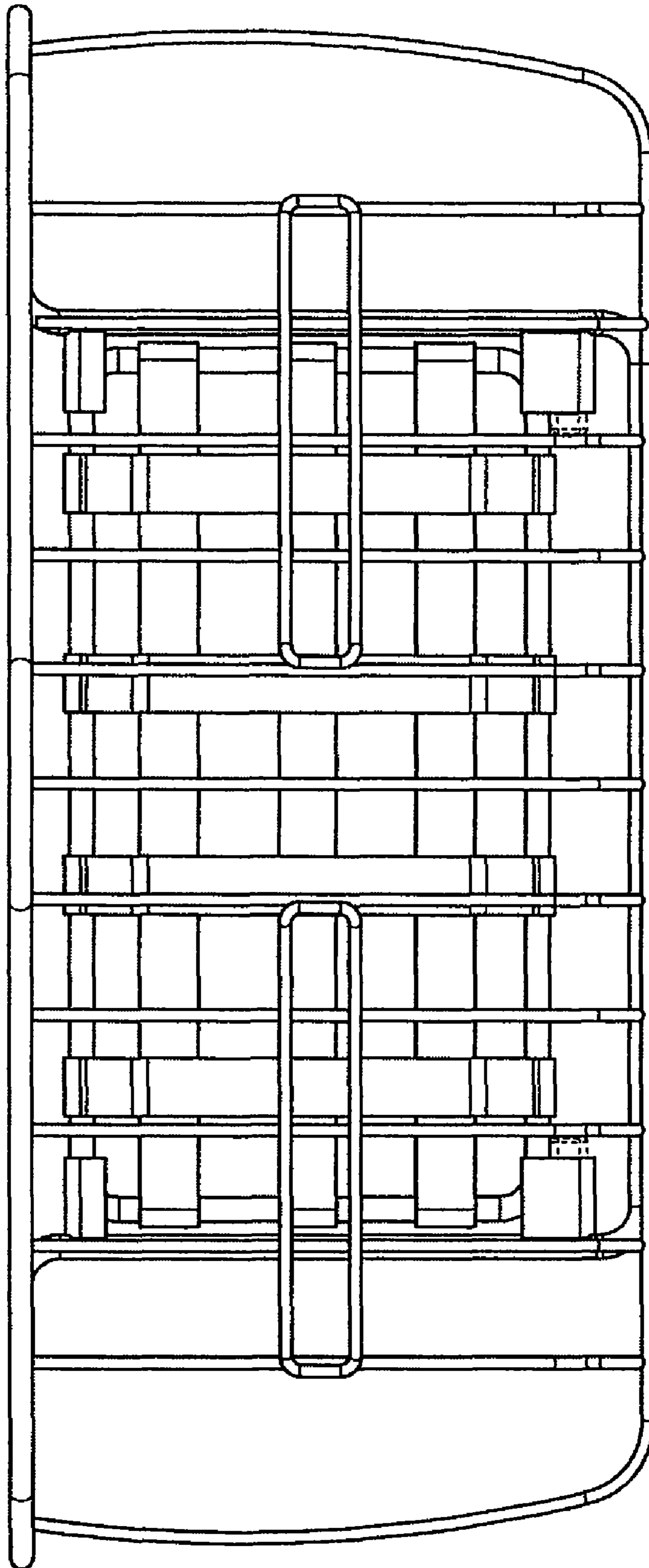


FIG. 5

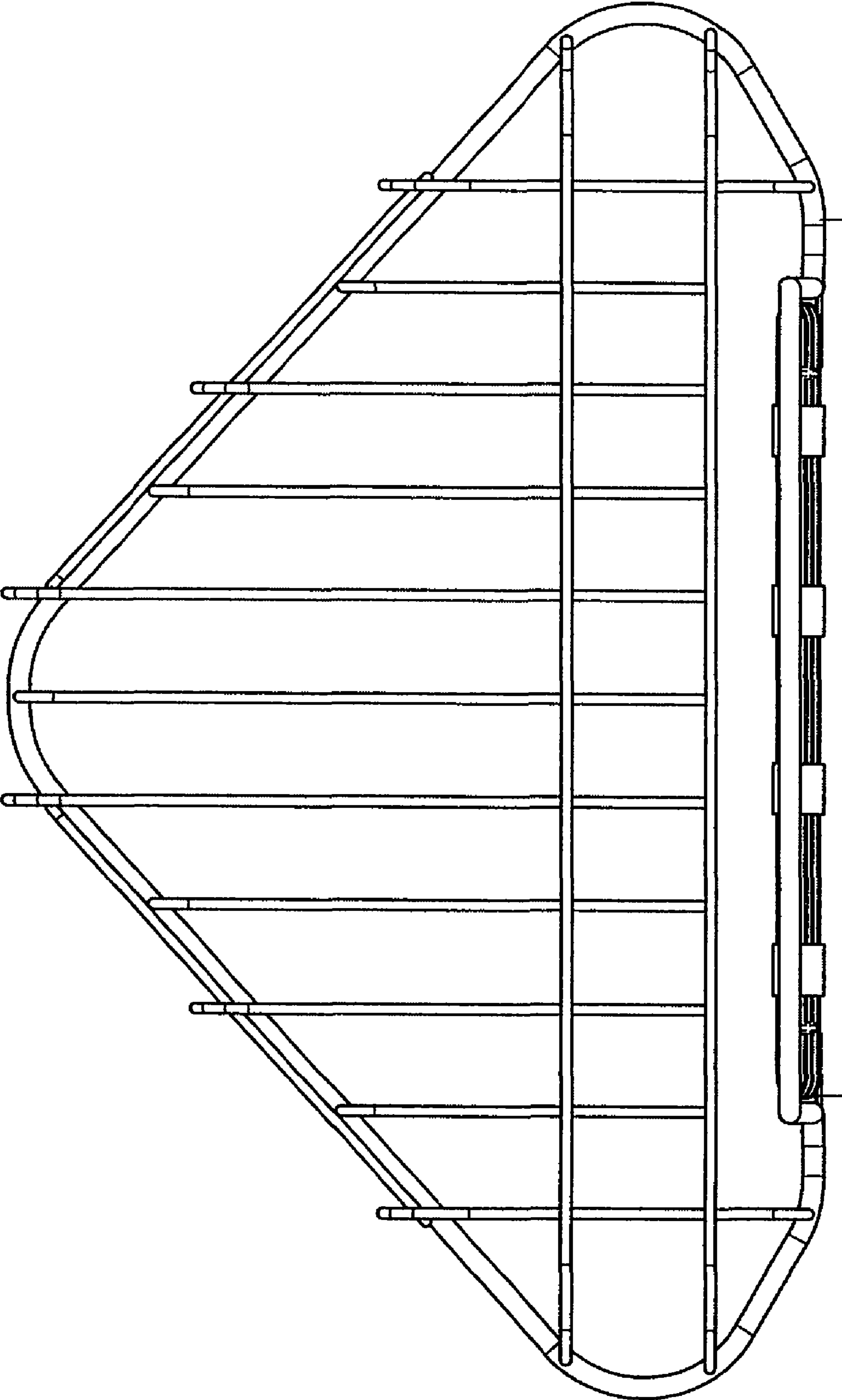


FIG. 6