



US00D652235S

(12) **United States Design Patent**
DeMoss et al.

(10) **Patent No.:** **US D652,235 S**
(45) **Date of Patent:** **** Jan. 17, 2012**

(54) **COIL**

(75) Inventors: **Larry DeMoss**, Greensboro, NC (US);
James A. Beamon, Jamestown, NC
(US); **Brian M. Manuszak**,
Thomasville, NC (US); **Herman F.**
Fisher, Wilkes-Barre, PA (US); **Joseph**
Truskolasky, Mahanoy, PA (US); **David**
J. Pleiman, Peyton, CO (US); **Dan**
Olsen, Calhan, CO (US); **Randy**
Sizemore, Rensselaer, IN (US)

(73) Assignee: **Sealy Technology LLC**, Trinity, NC
(US)

(**) Term: **14 Years**

(21) Appl. No.: **29/381,220**

(22) Filed: **Dec. 16, 2010**

(51) **LOC (9) Cl.** **06-06**

(52) **U.S. Cl.** **D6/504**

(58) **Field of Classification Search** D6/503,
D6/504; 5/716, 246, 248, 256; 267/91
See application file for complete search history.

(56) **References Cited**

U.S. PATENT DOCUMENTS

3,533,114 A * 10/1970 Karpen 267/93
4,609,186 A 9/1986 Thoenen
4,726,572 A 2/1988 Flesher et al.

5,713,088 A 2/1998 Wagner et al.
6,354,577 B1 3/2002 Quintile et al.
7,063,309 B2 6/2006 Colman
D527,932 S 9/2006 Eigenmann et al.
D528,329 S 9/2006 Eigenmann et al.
D528,330 S 9/2006 Eigenmann et al.
D528,833 S 9/2006 Eigenmann et al.
D530,120 S 10/2006 Eigenmann et al.
D531,436 S 11/2006 Eigenmann et al.
7,178,187 B2 2/2007 Barman et al.
7,386,897 B2 6/2008 Eigenmann et al.
7,404,223 B2 7/2008 Manuszak et al.
7,578,016 B1 * 8/2009 McCraw 5/716
7,921,561 B2 * 4/2011 Eigenmann et al. 29/896.92
2008/0115287 A1 5/2008 Eigenmann et al.

* cited by examiner

Primary Examiner — Janice Seeger

(74) *Attorney, Agent, or Firm* — Roetzel & Andress

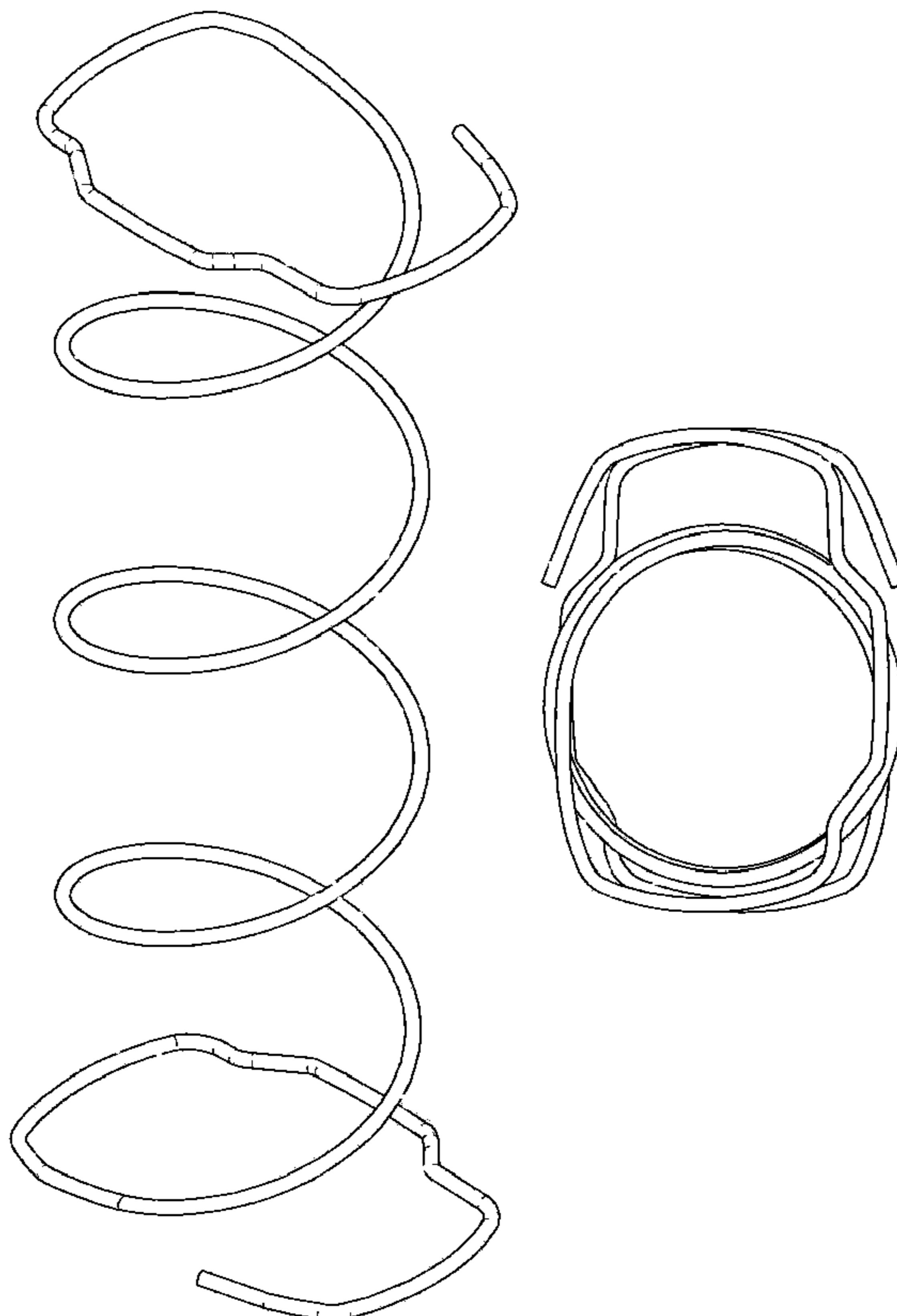
(57) **CLAIM**

The ornamental designs for a coil, as shown and described.

DESCRIPTION

FIG. 1 is a perspective view the coil.
FIG. 2 is a left side view of the coil of FIG. 1.
FIG. 3 is a right side view of the coil of FIG. 1.
FIG. 4 is a front view of the coil of FIG. 1.
FIG. 5 is a rear view of the coil of FIG. 1; and,
FIG. 6 is a top view of the coil of FIG. 1, which is a mirror
image of the bottom view thereof.

1 Claim, 4 Drawing Sheets



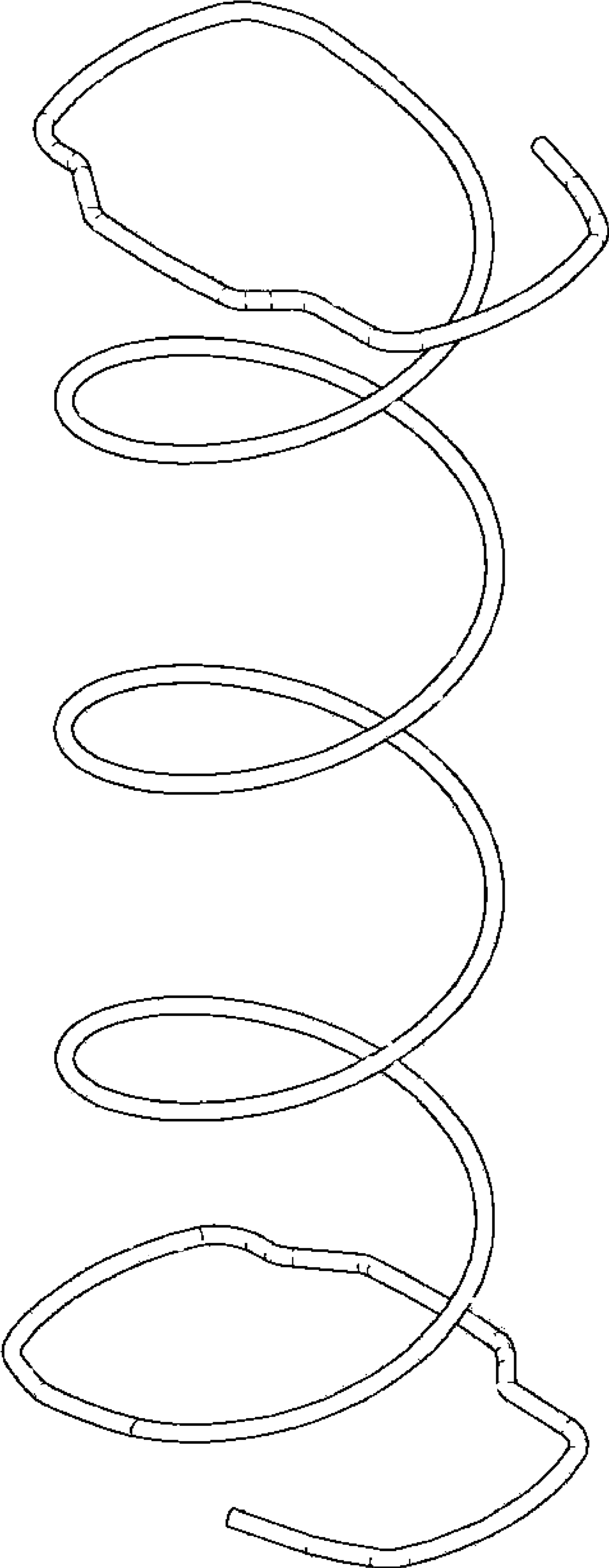


Fig. 1

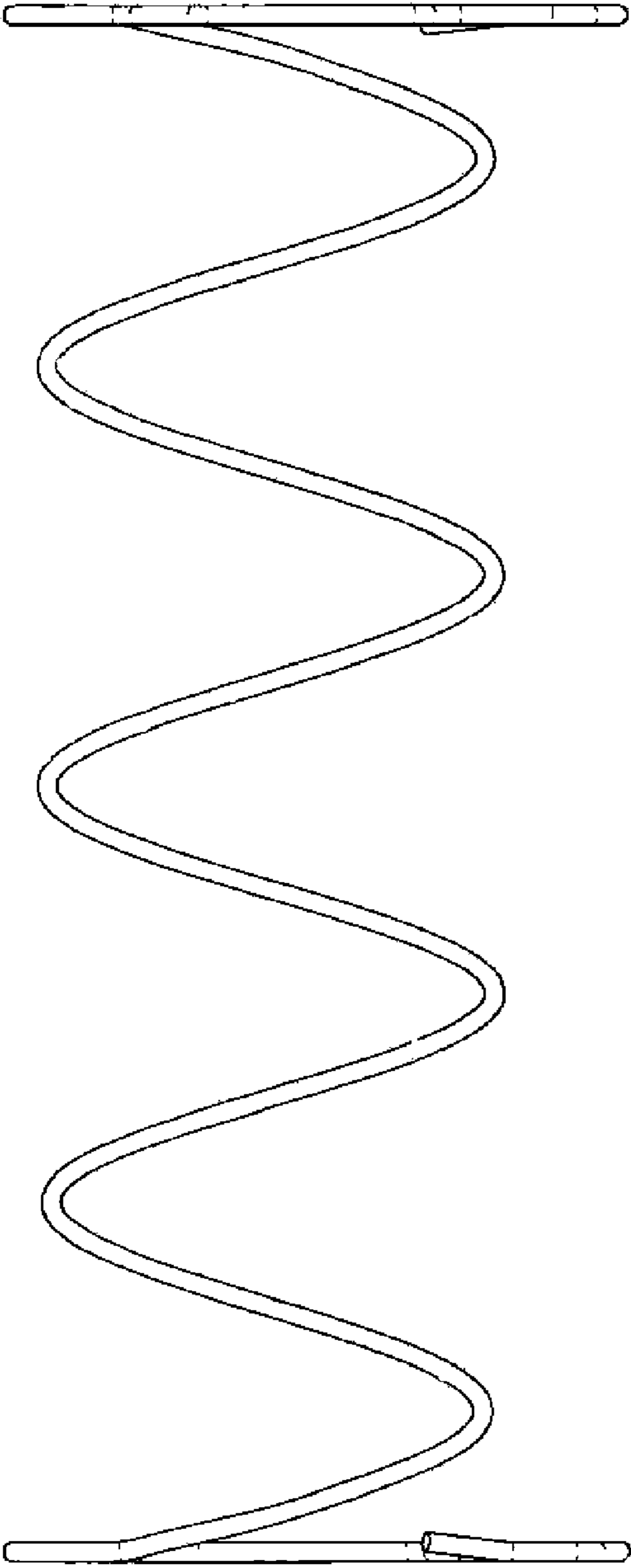


Fig. 2

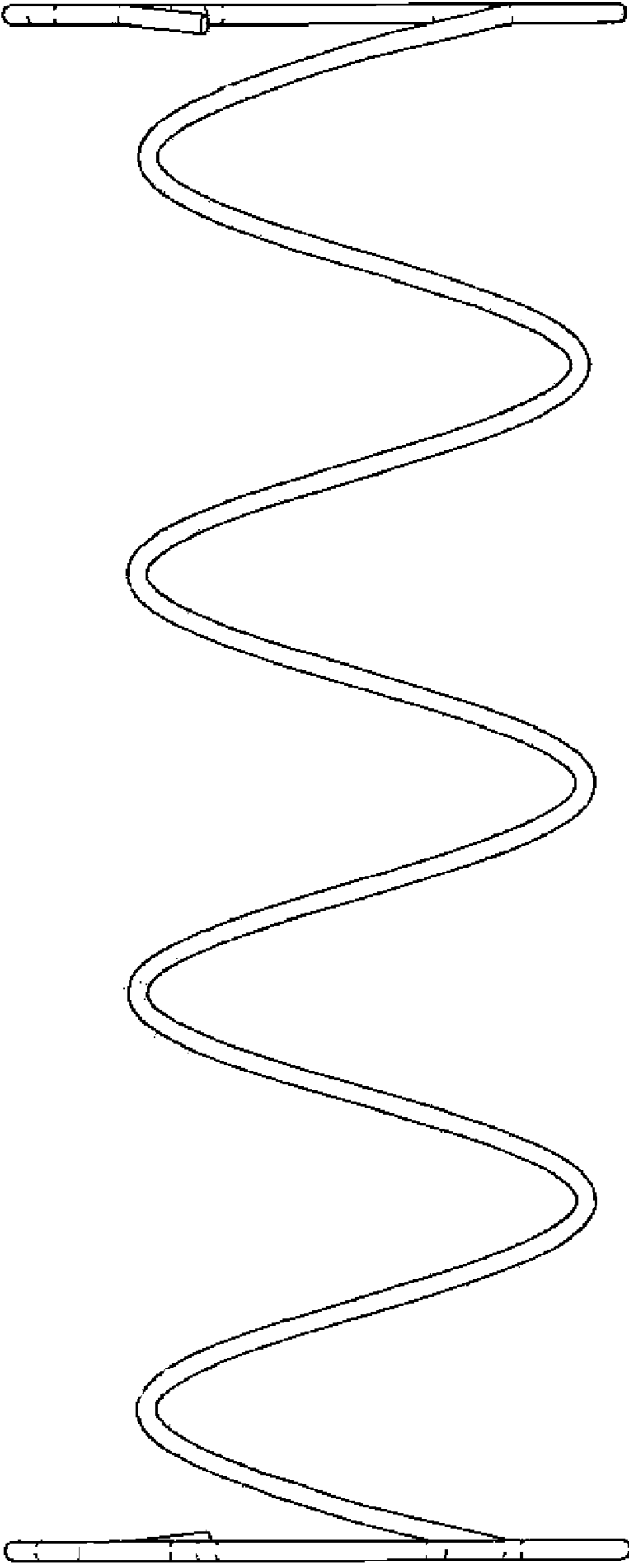


Fig. 3

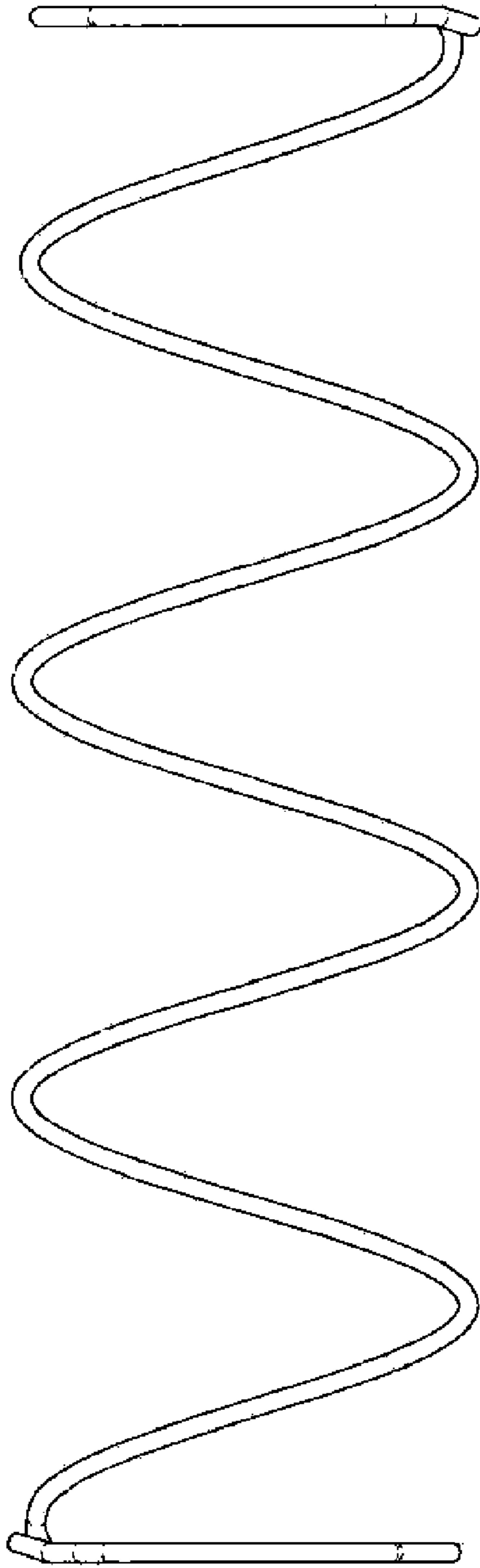


Fig. 4

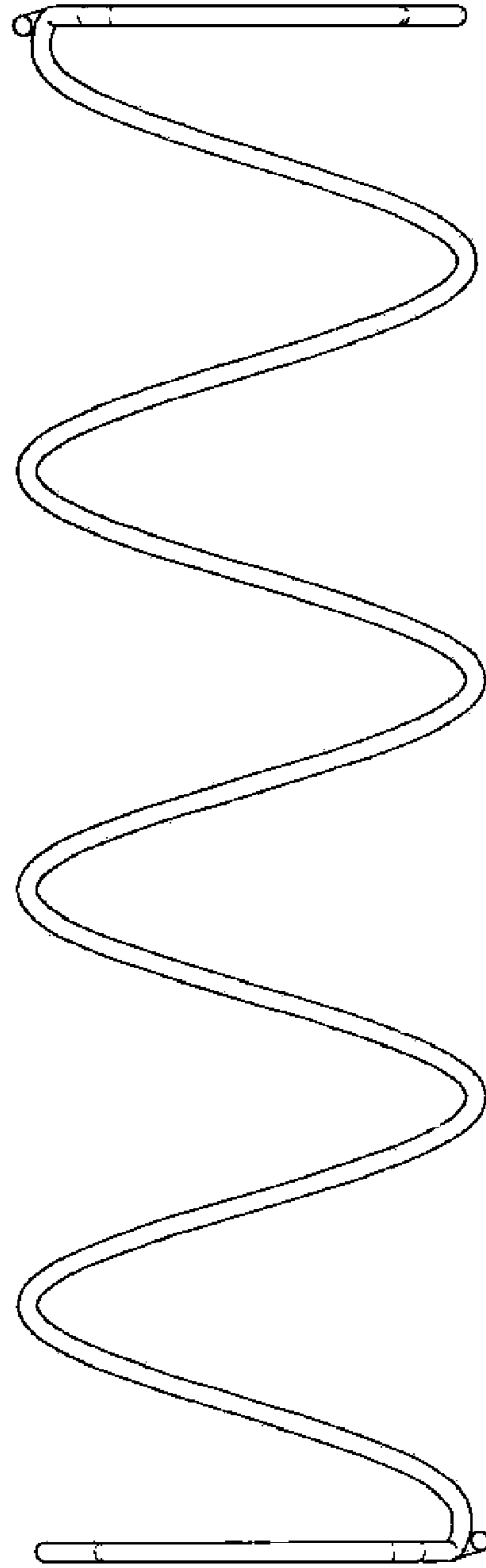


Fig. 5

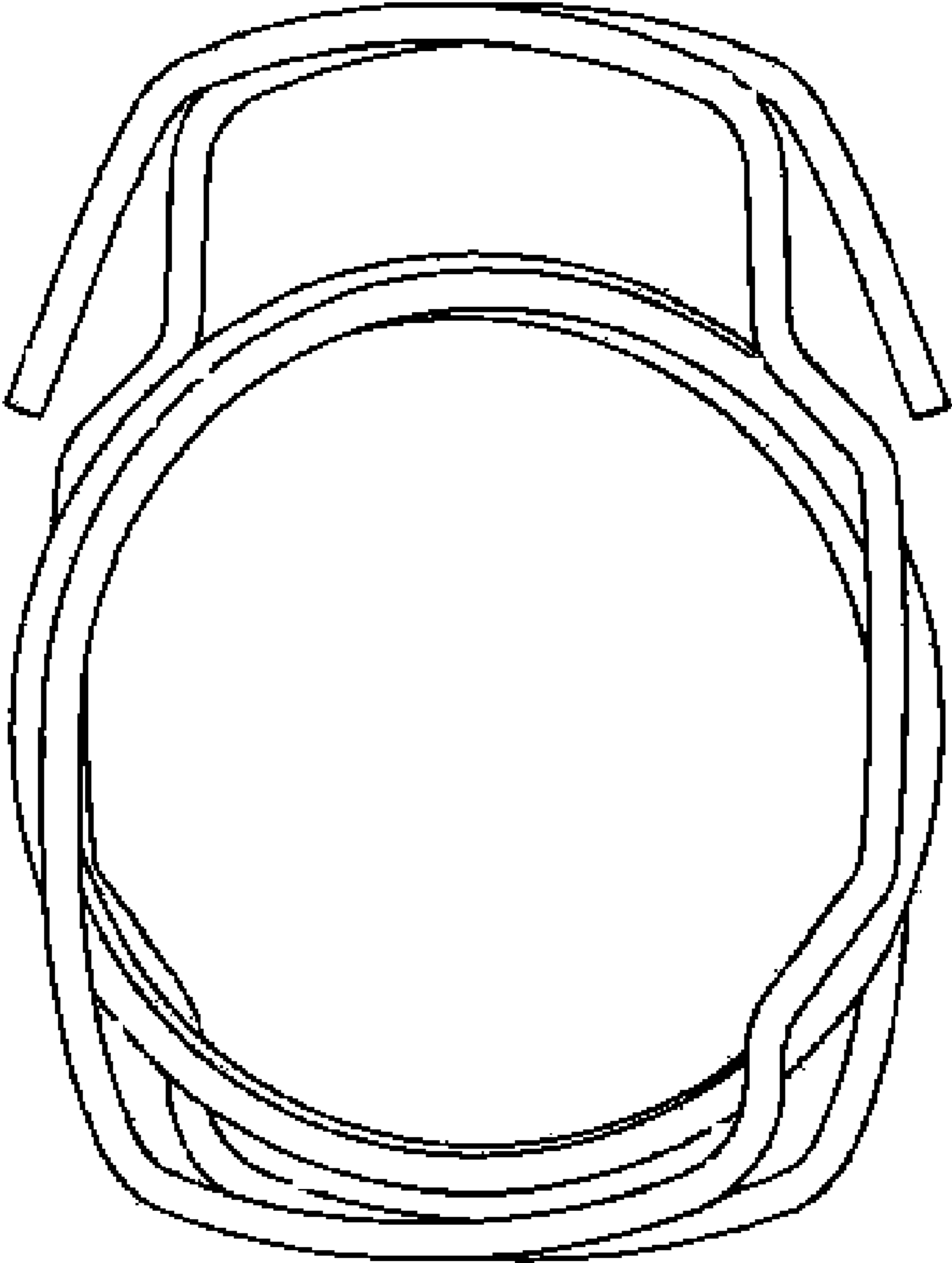


Fig. 6