



US00D652234S

(12) **United States Design Patent**  
**DeMoss et al.**

(10) **Patent No.:** **US D652,234 S**  
(45) **Date of Patent:** **\*\* Jan. 17, 2012**

(54) **COIL**

(75) Inventors: **Larry DeMoss**, Greensboro, NC (US);  
**Mark A. Delahanty**, Summerfield, NC (US)

(73) Assignee: **Sealy Technology LLC**, Trinity, NC (US)

(\*\*) Term: **14 Years**

(21) Appl. No.: **29/381,219**

(22) Filed: **Dec. 16, 2010**

(51) **LOC (9) Cl.** ..... **06-06**

(52) **U.S. Cl.** ..... **D6/504**

(58) **Field of Classification Search** ..... D6/503,  
D6/504; 5/716, 246, 248, 256; 267/91  
See application file for complete search history.

(56) **References Cited**

**U.S. PATENT DOCUMENTS**

44,793	A *	10/1864	Fuller	.....	5/246
804,352	A *	11/1905	Van Cise	.....	5/246
859,409	A *	7/1907	Radermacher	.....	5/246
2,577,812	A *	12/1951	Samel	.....	5/248
3,256,535	A *	6/1966	Anson	.....	5/716
3,430,275	A *	3/1969	Janapol	.....	267/167
3,735,431	A *	5/1973	Zocco	.....	
D230,683	S *	3/1974	Roe	.....	D6/504

4,519,107	A	5/1985	Dillon et al.	
4,664,361	A	5/1987	Sasaki	
5,803,440	A	9/1998	Wells	
5,868,383	A	2/1999	Codos	
6,318,416	B1 *	11/2001	Grueninger	..... 5/716
6,398,199	B1	6/2002	Barber	
6,540,214	B2	4/2003	Barber	
6,883,196	B2	4/2005	Barber	
6,966,091	B2	11/2005	Barber	
7,178,187	B2	2/2007	Barman et al.	
7,921,561	B2 *	4/2011	Eigenmann et al.	..... 5/716
2004/0046297	A1	3/2004	DeMoss et al.	
2007/0094807	A1	5/2007	Wells	
2010/0257675	A1	10/2010	Demoss et al.	

\* cited by examiner

*Primary Examiner* — Janice Seeger

(74) *Attorney, Agent, or Firm* — Roetzel & Andress

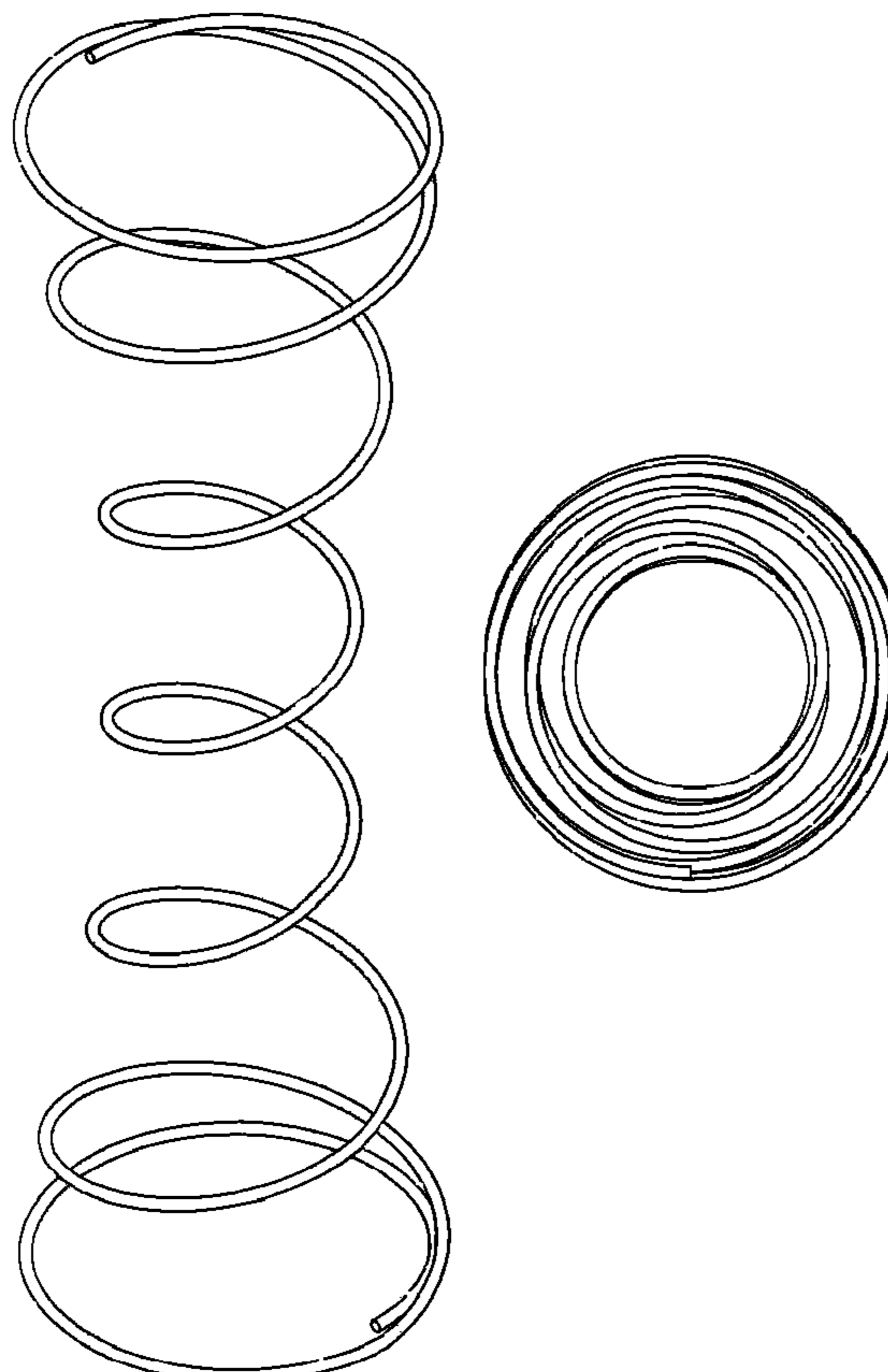
(57) **CLAIM**

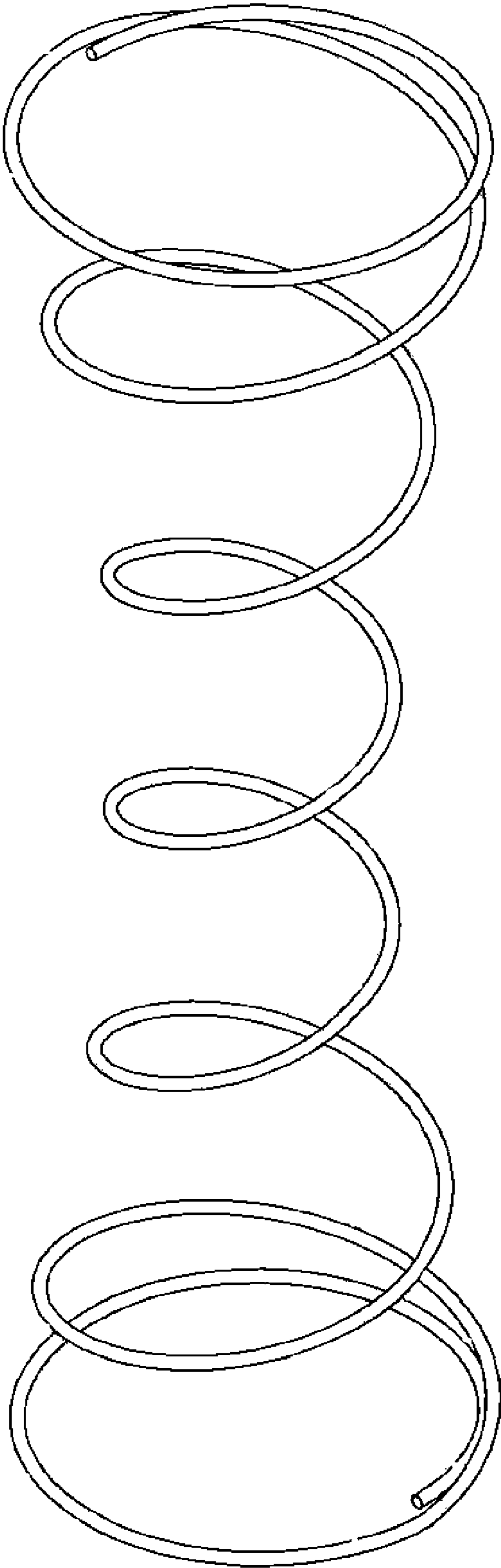
The ornamental designs for an coil, as shown and described.

**DESCRIPTION**

FIG. 1 is a perspective view the coil.  
FIG. 2 is a left side view of the coil of FIG. 1.  
FIG. 3 is a right side view of the coil of FIG. 1.  
FIG. 4 is a front view of the coil of FIG. 1.  
FIG. 5 is a rear view of the coil of FIG. 1; and,  
FIG. 6 is a top view of the coil of FIG. 1, which is a mirror image of the bottom view thereof.

**1 Claim, 4 Drawing Sheets**





**Fig. 1**

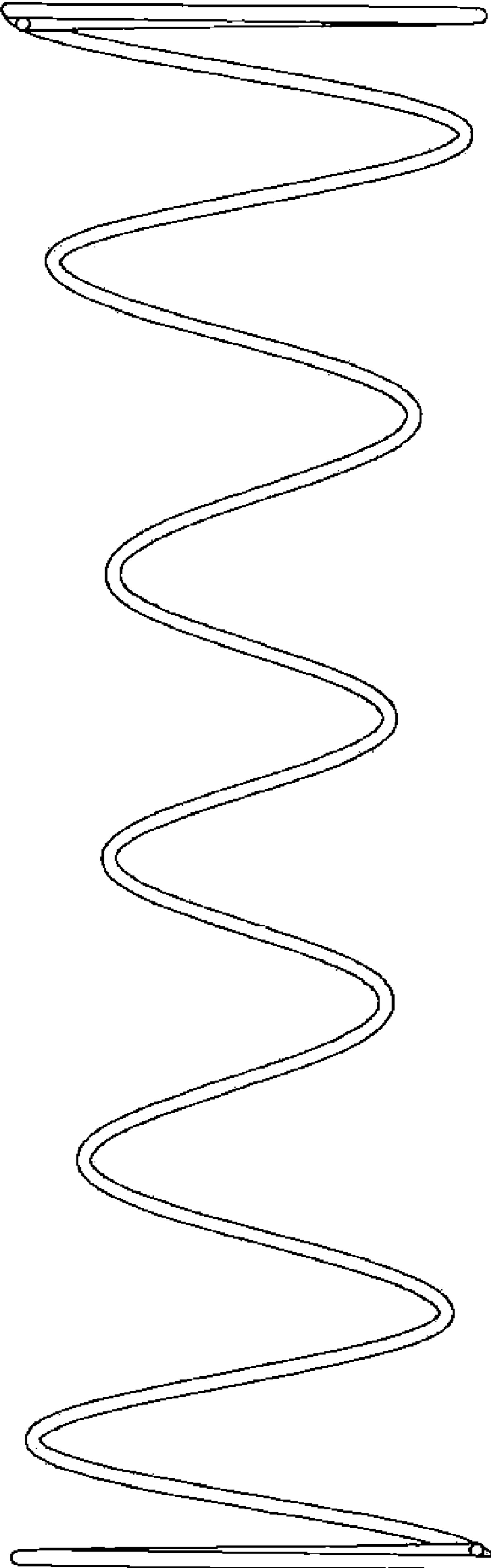


Fig. 2

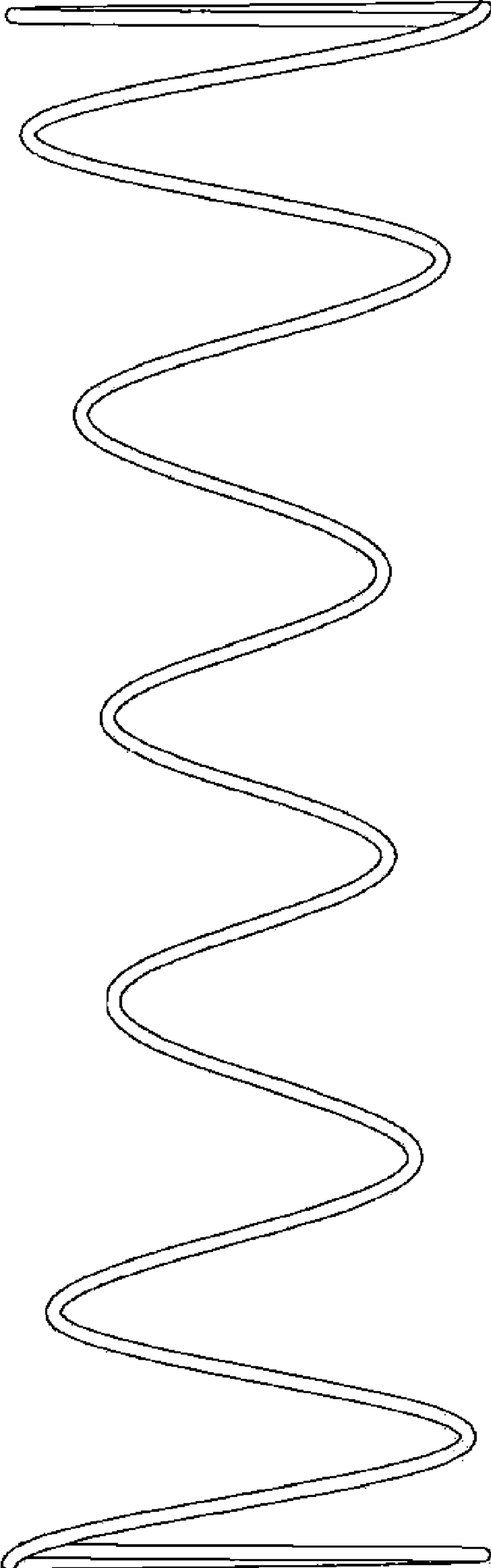
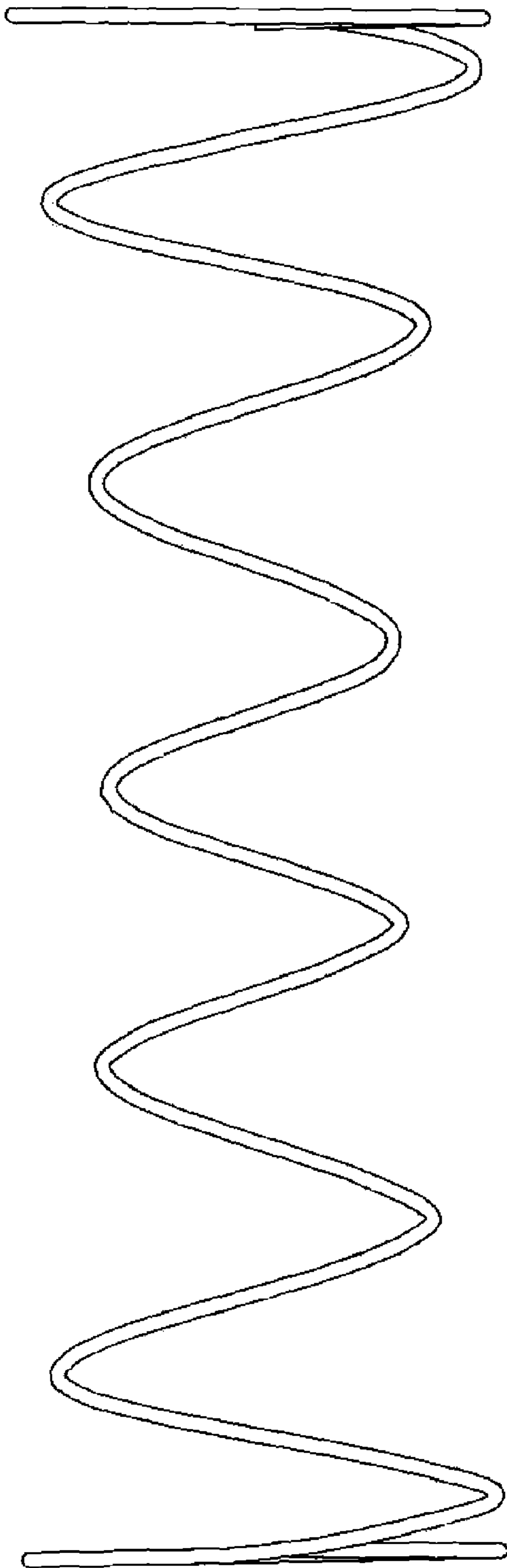
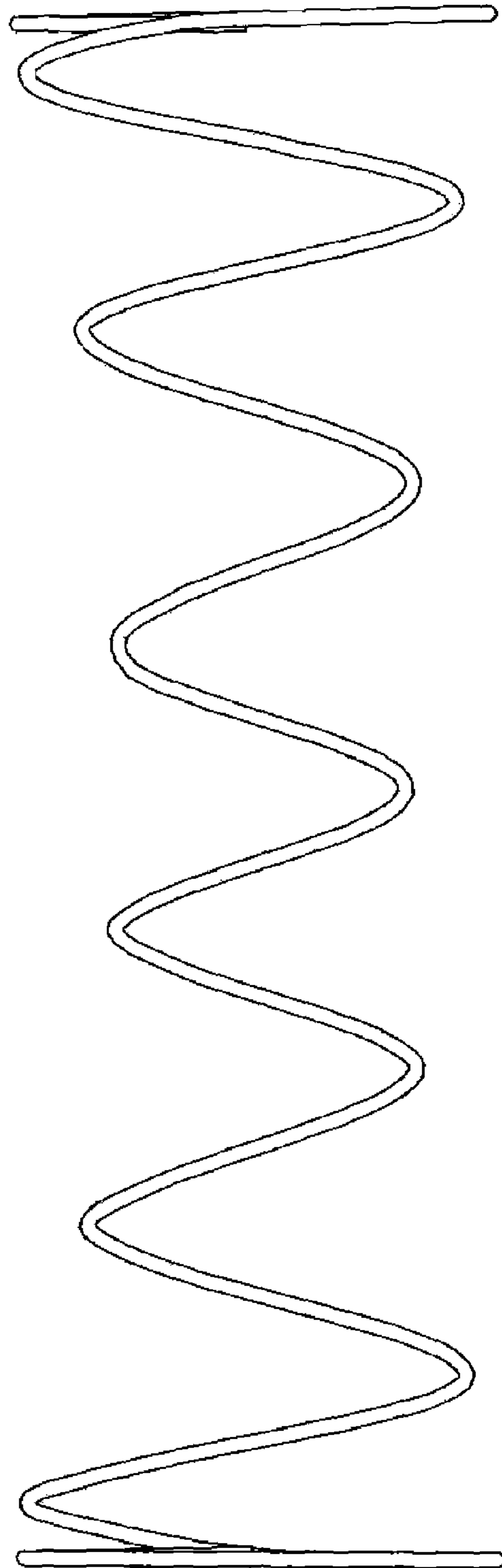


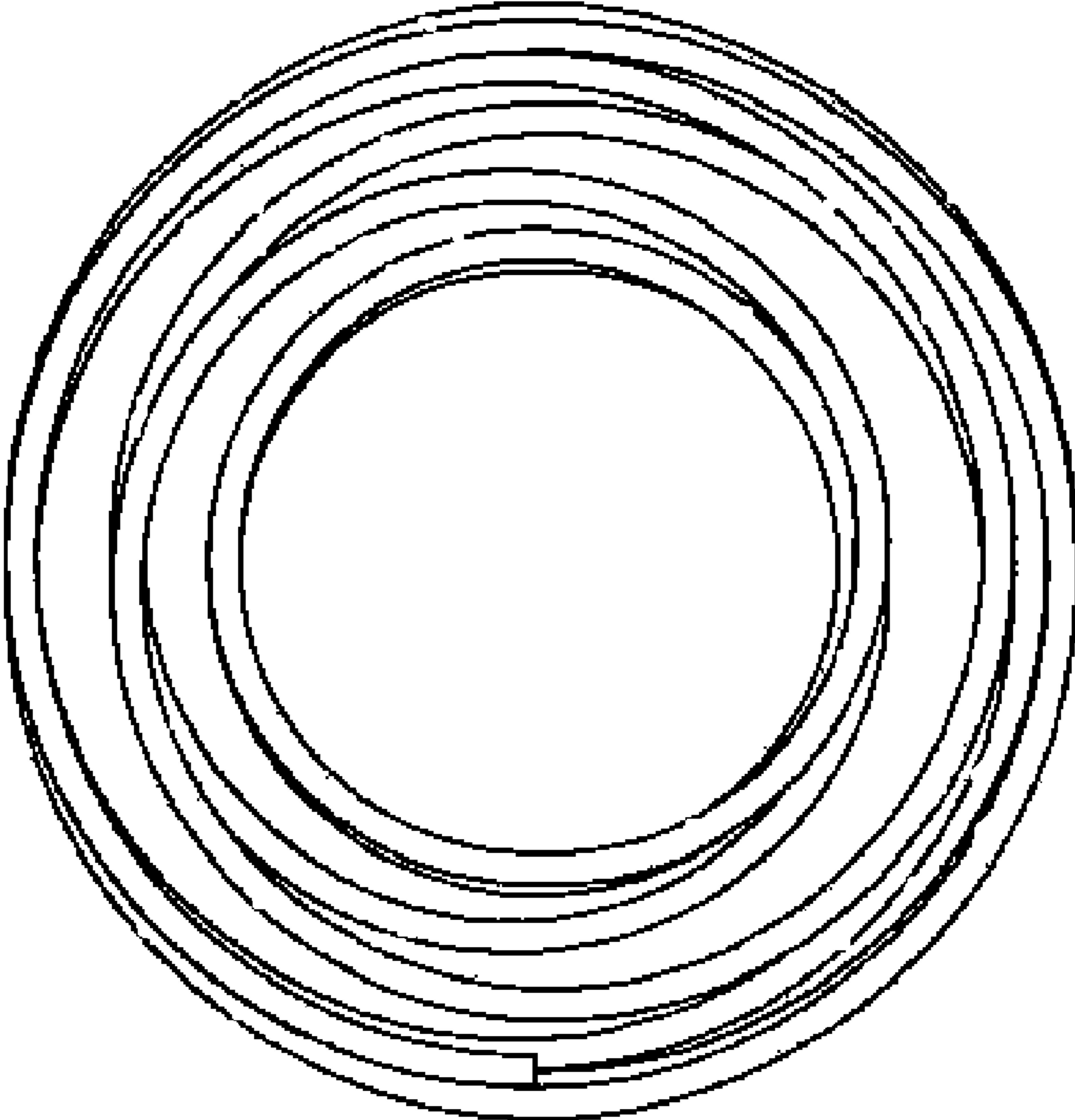
Fig. 3



**Fig. 4**



**Fig. 5**



**Fig. 6**