



US00D652224S

(12) **United States Design Patent**
Ferrier

(10) **Patent No.:** **US D652,224 S**
(45) **Date of Patent:** **** Jan. 17, 2012**

(54) **CHAIR**

(75) Inventor: **Jacques Ferrier**, Paris (FR)

(73) Assignee: **Roset S.A.** (FR)

(**) Term: **14 Years**

(21) Appl. No.: **29/364,291**

(22) Filed: **Jun. 22, 2010**

(30) **Foreign Application Priority Data**

Dec. 22, 2009 (WO) DM/072 888

(51) **LOC (9) Cl.** **06-01**

(52) **U.S. Cl.** **D6/373**

(58) **Field of Classification Search** D6/334-336,
D6/360-369, 372-380, 498, 500-502, 601;
297/239, 284.4-284.5, 291, 297, 300.4, 301.3,
297/411.2, 411.27-411.29, 452.1, 452.13,
297/452.19, 452.21, 452.29, 452.3, 452.56,
297/452.64

See application file for complete search history.

(56) **References Cited**

U.S. PATENT DOCUMENTS

D422,158 S *	4/2000	Newhouse	D6/375
D426,972 S *	6/2000	Bellini	D6/375
D546,574 S *	7/2007	Kaloustian	D6/374
D602,267 S *	10/2009	Bellini	D6/334
D609,926 S *	2/2010	Diez	D6/334
D638,641 S *	5/2011	Piretti	D6/500

* cited by examiner

Primary Examiner — Brian N Vinson

(74) *Attorney, Agent, or Firm* — Cantor Colburn LLP

(57) **CLAIM**

The ornamental design for a chair, as shown and described.

DESCRIPTION

FIG. 1 is a front perspective view of a chair, showing my new design;
FIG. 2 is a front elevation view thereof;
FIG. 3 is a rear elevation view thereof;
FIG. 4 is a side elevation view thereof, taken from the right of FIG. 2;
FIG. 5 is a side elevation view thereof, taken from the left of FIG. 2; and,
FIG. 6 is a top plan view thereof.

1 Claim, 6 Drawing Sheets






FIG. 1




FIG. 2




FIG. 3

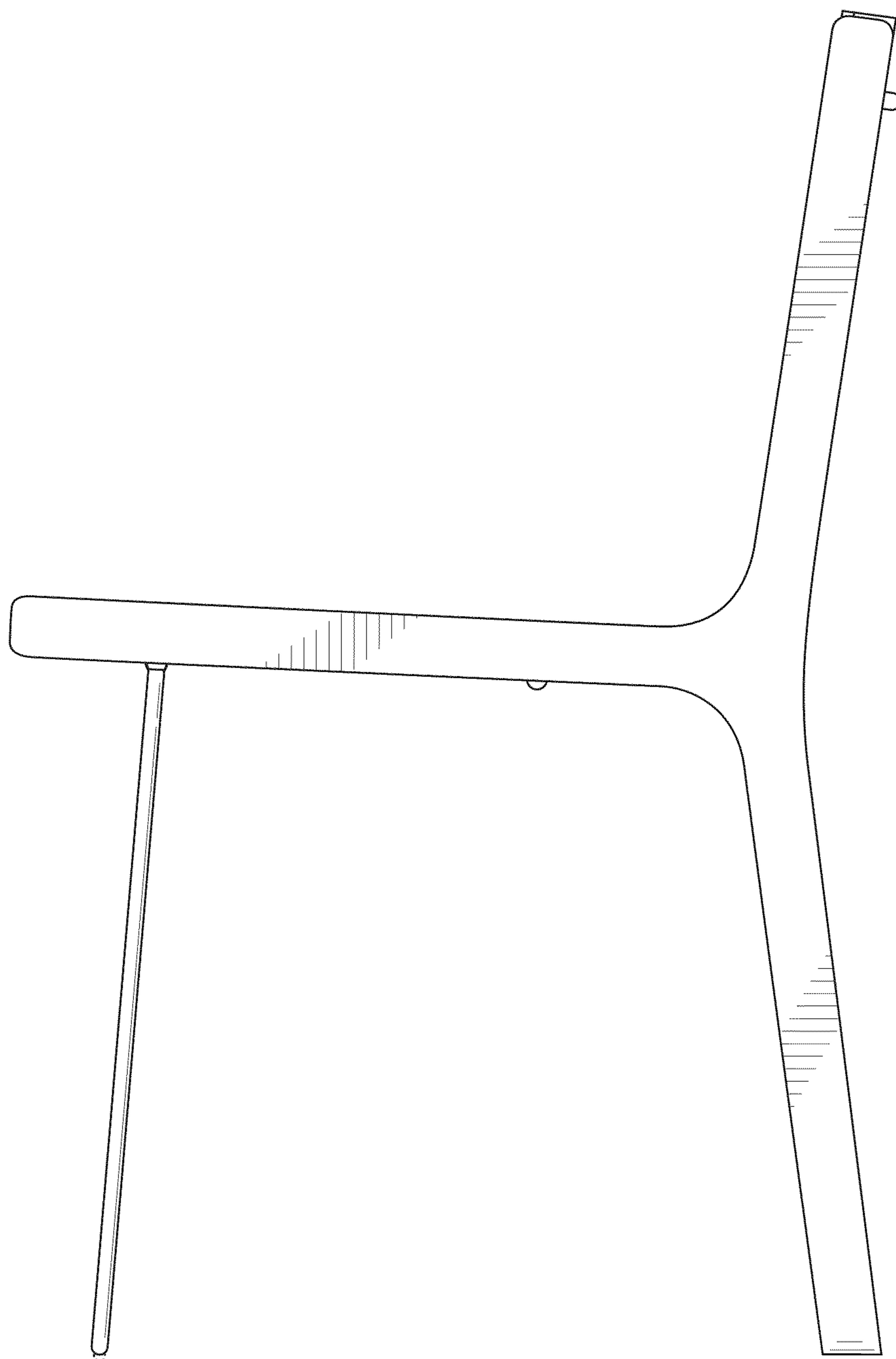


FIG. 4

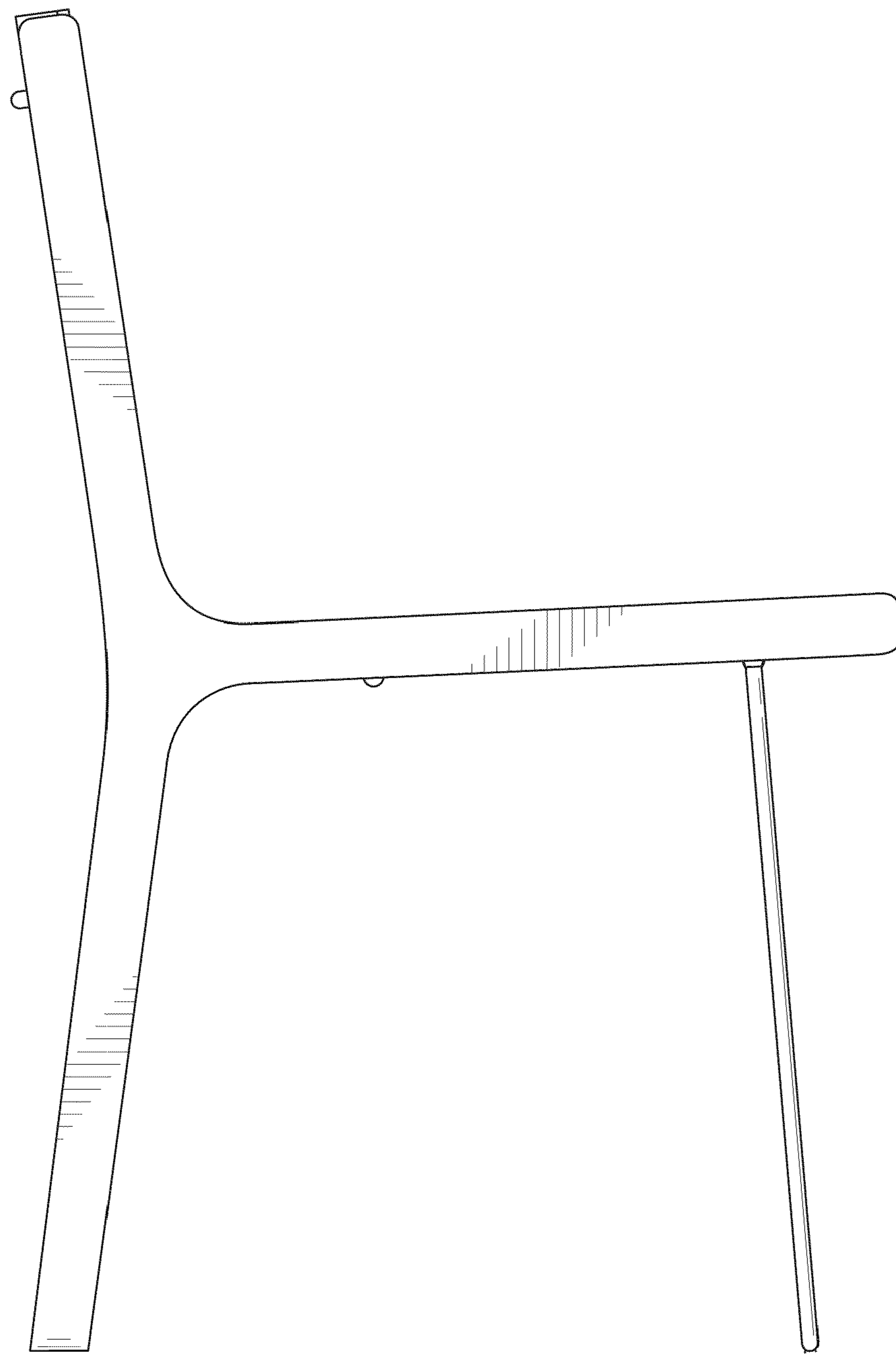


FIG. 5




FIG. 6