



US00D652214S

(12) **United States Design Patent**  
**Swartz et al.**

(10) **Patent No.:** **US D652,214 S**  
(45) **Date of Patent:** **\*\* Jan. 17, 2012**

- (54) **FRAME FOLIO SLEEVE**
- (75) Inventors: **John R. Swartz**, Ridgewood, NJ (US);  
**Aaron Lown**, Tuxedo, NY (US)
- (73) Assignee: **Built NY, Inc.**, New York, NY (US)
- (\*\*) Term: **14 Years**
- (21) Appl. No.: **29/381,880**
- (22) Filed: **Dec. 23, 2010**
- (51) **LOC (9) Cl.** ..... **03-01**
- (52) **U.S. Cl.** ..... **D3/301**
- (58) **Field of Classification Search** ..... D3/301,  
D3/279; D19/26; 206/5, 320; 150/154  
See application file for complete search history.

- D560,977 S 2/2008 Lown et al.
- D561,574 S 2/2008 Lown et al.
- D562,646 S 2/2008 Lown et al.
- D563,784 S 3/2008 Lown et al.
- D564,211 S 3/2008 Lown et al.
- D564,212 S 3/2008 Lown et al.
- D564,215 S 3/2008 Lown et al.
- D566,363 S 4/2008 Lown et al.
- 7,353,952 B2 4/2008 Lown et al.
- D569,096 S 5/2008 Lown et al.
- D570,108 S 6/2008 Lown et al.
- D570,109 S 6/2008 Lown et al.
- D570,600 S 6/2008 Lown et al.
- D571,099 S 6/2008 Lown et al.
- D571,629 S 6/2008 Lown et al.
- D572,093 S 7/2008 Lown et al.
- 7,467,729 B2 12/2008 Lown et al.

(Continued)

(56) **References Cited**

U.S. PATENT DOCUMENTS

- D513,363 S 1/2006 Lown et al.
- D514,803 S 2/2006 Lown et al.
- D517,797 S 3/2006 Lown et al.
- D517,798 S 3/2006 Lown et al.
- D518,631 S 4/2006 Lown et al.
- D520,229 S 5/2006 Lown et al.
- D525,766 S 8/2006 Lown et al.
- D525,776 S 8/2006 Lown et al.
- D526,765 S 8/2006 Lown et al.
- D529,278 S 10/2006 Lown et al.
- D529,709 S 10/2006 Lown et al.
- D531,458 S 11/2006 Lown et al.
- D533,415 S 12/2006 Lown et al.
- D533,752 S 12/2006 Lown et al.
- D534,772 S 1/2007 Lown et al.
- D535,859 S 1/2007 Lown et al.
- 7,219,814 B2 5/2007 Lown et al.
- D549,445 S 8/2007 Lown et al.
- D549,446 S 8/2007 Lown et al.
- D555,352 S 11/2007 Lown et al.

Primary Examiner — Holly Baynham

(74) *Attorney, Agent, or Firm* — Andrew F. Young, Esq.;  
Lackenberg Siegel, LLP

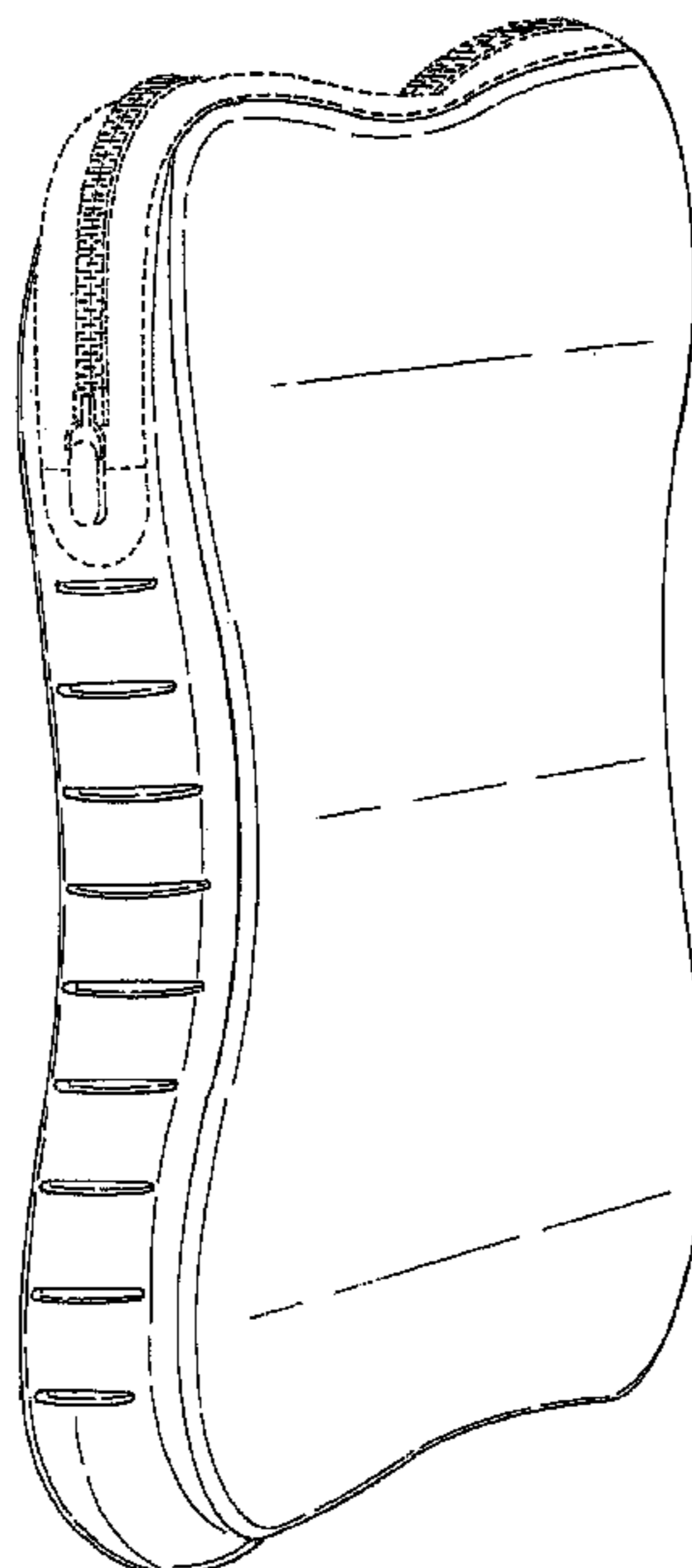
(57) **CLAIM**

The ornamental design for a frame folio sleeve, as shown and described.

**DESCRIPTION**

FIG. 1 is a front perspective view of the present invention.  
 FIG. 2 is a front elevation view of FIG. 1.  
 FIG. 3 is a rear elevation view of FIG. 1.  
 FIG. 4 is a top plan view of FIG. 1.  
 FIG. 5 is a bottom plan view of FIG. 1.  
 FIG. 6 is a left side elevation view of FIG. 1; and,  
 FIG. 7 is a right side elevation view of FIG. 1.  
 The broken lines showing the handbag sides, zipper, piping and handles are for the purposes of illustrating environment and form no part of the claimed design.

**1 Claim, 7 Drawing Sheets**



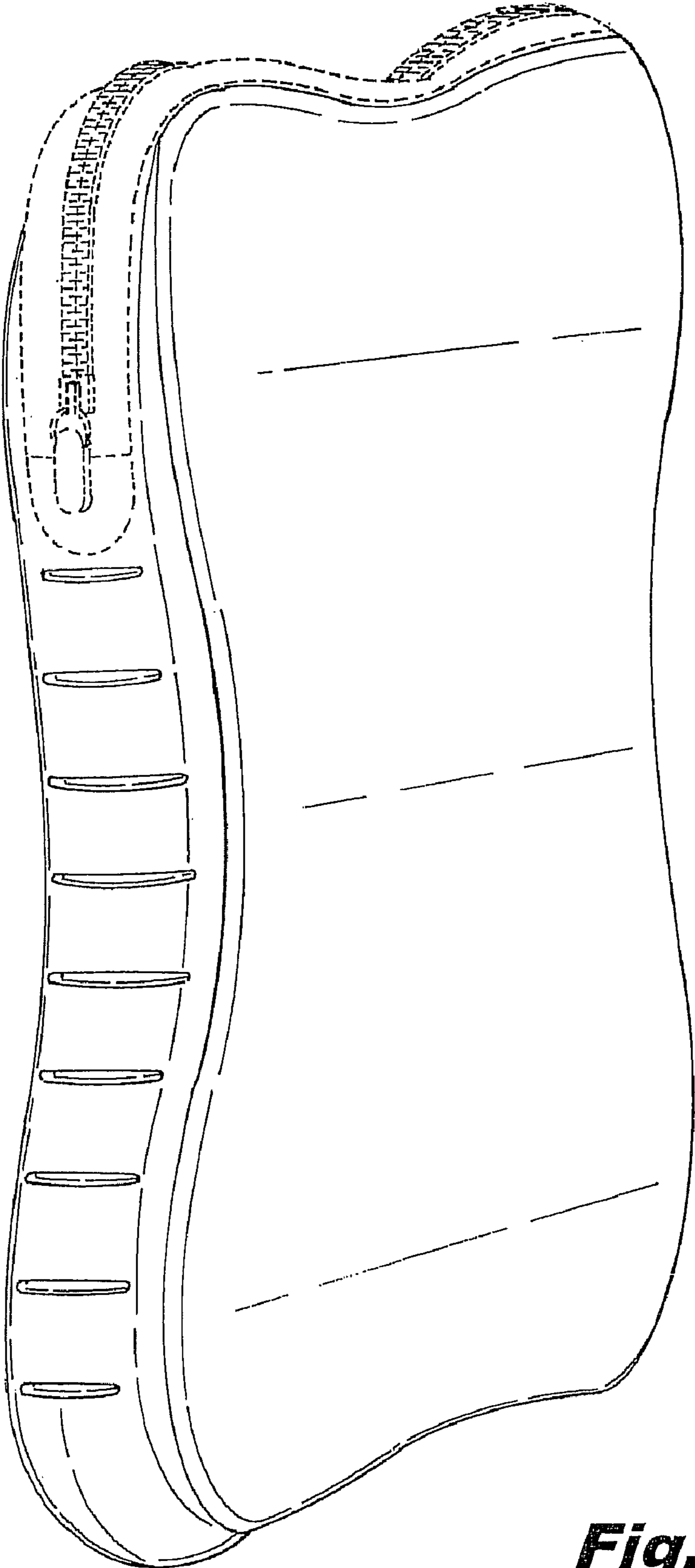
# US D652,214 S

Page 2

---

## U.S. PATENT DOCUMENTS

D584,048 S	1/2009	Lown et al.	D598,643 S	8/2009	Lown et al.
D584,146 S	1/2009	Lown et al.	D598,650 S	8/2009	Lown et al.
D584,147 S	1/2009	Lown et al.	D598,651 S	8/2009	Lown et al.
D584,510 S	1/2009	Lown et al.	D599,546 S	9/2009	Lown et al.
D584,929 S	1/2009	Lown et al.	D599,547 S	9/2009	Lown et al.
D584,930 S	1/2009	Lown et al.	D602,646 S	10/2009	Lown et al.
D586,555 S	2/2009	Lown et al.	D603,158 S	11/2009	Lown et al.
D586,556 S	2/2009	Lown et al.	D604,042 S	11/2009	Lown et al.
D586,631 S	2/2009	Lown et al.	D606,309 S	12/2009	Lown et al.
D587,004 S	2/2009	Lown et al.	D606,310 S	12/2009	Lown et al.
D588,356 S	3/2009	Lown et al.	D606,311 S	12/2009	Lown et al.
D588,422 S	3/2009	Lown et al.	D606,312 S	12/2009	Lown et al.
D588,841 S	3/2009	Lown et al.	D608,090 S	1/2010	Lown et al.
D591,508 S	5/2009	Lown et al.	D609,065 S	2/2010	Lown et al.
D591,509 S	5/2009	Lown et al.	D610,809 S	3/2010	Lown et al.
D592,912 S	5/2009	Lown et al.	D610,885 S	3/2010	Lown et al.
D593,786 S	6/2009	Lown et al.	D611,253 S	3/2010	Lown et al.
D594,158 S	6/2009	Lown et al.	D612,151 S	3/2010	Lown et al.
D594,648 S	6/2009	Lown et al.	D614,402 S	4/2010	Lown et al.
D594,659 S	6/2009	Lown et al.	D616,199 S	5/2010	Lown et al.
D596,840 S	7/2009	Lown et al.	D619,861 S	7/2010	Lown et al.
D597,298 S	8/2009	Lown et al.	D621,154 S	8/2010	Lown et al.
D597,299 S	8/2009	Lown et al.	D622,505 S	8/2010	Lown et al.
D597,308 S	8/2009	Lown et al.	D625,519 S	10/2010	Lown et al.
D598,195 S	8/2009	Lown et al.	D626,798 S	11/2010	Lown et al.
			D627,613 S	11/2010	Lown et al.



**Fig. 1**

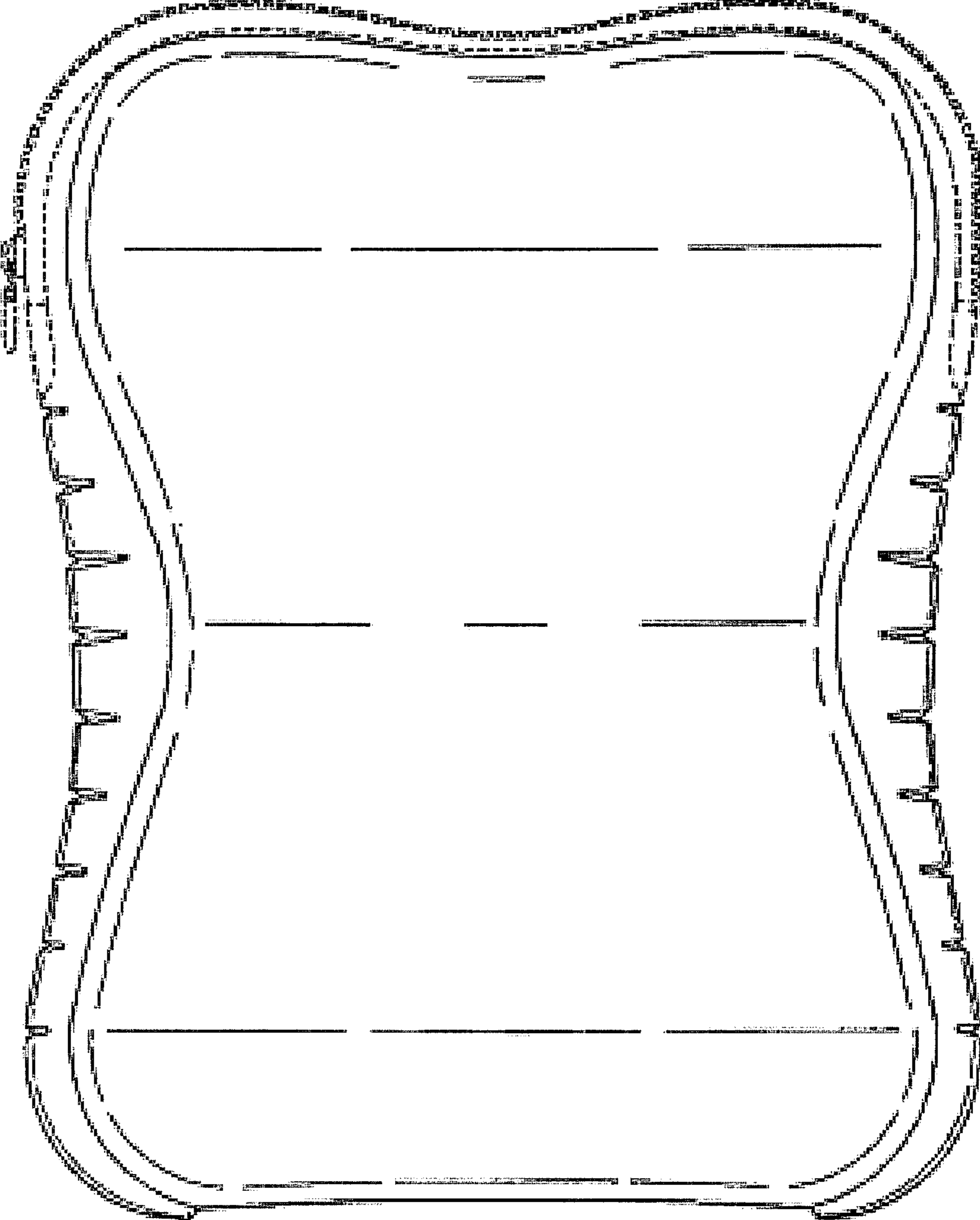


Fig. 2



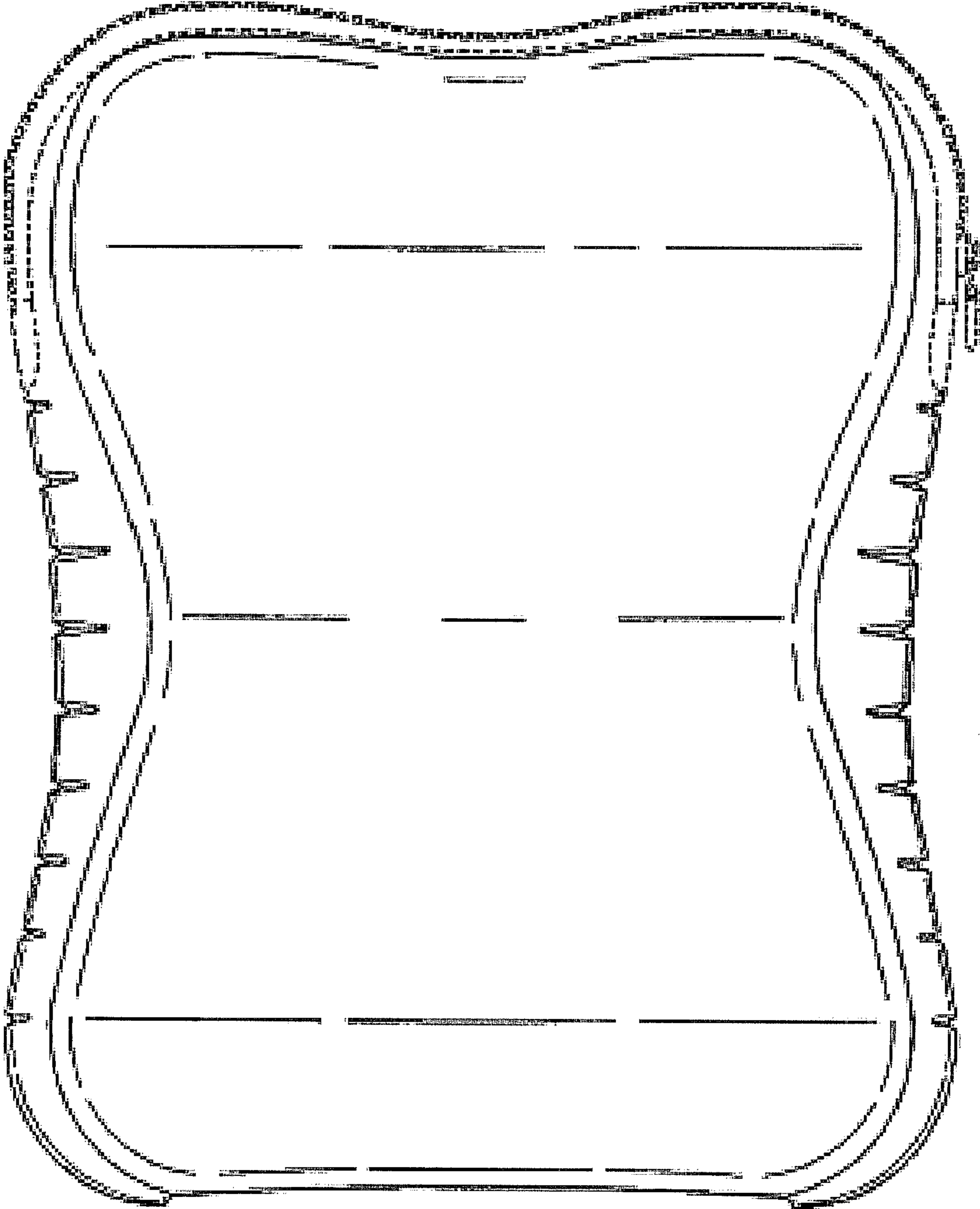
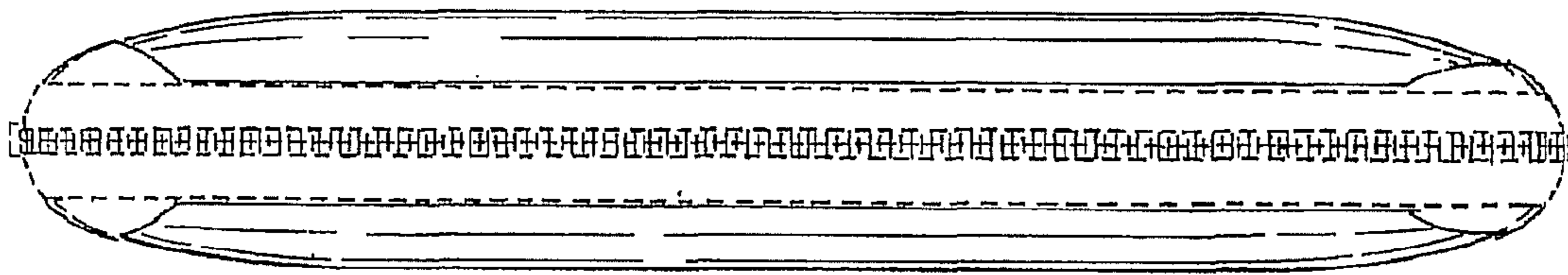




Fig. 3



***Fig. 4***

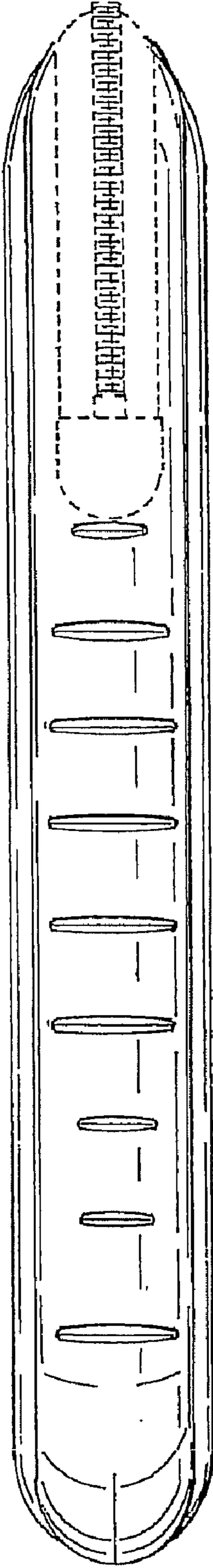


***Fig. 5***



**Fig. 6**





**Fig. 7**

UNITED STATES PATENT AND TRADEMARK OFFICE  
**CERTIFICATE OF CORRECTION**

PATENT NO. : D652,214 S  
APPLICATION NO. : 29/381880  
DATED : January 17, 2012  
INVENTOR(S) : Swartz et al.

Page 1 of 1

It is certified that error appears in the above-identified patent and that said Letters Patent is hereby corrected as shown below:

Title Page; in the Description, the following correction is made:

On line 9, the word “and handles” should be removed.

Signed and Sealed this  
Third Day of April, 2012

A handwritten signature in black ink that reads "David J. Kappos". The signature is written in a cursive style with a large initial 'D' and 'K'.

David J. Kappos  
*Director of the United States Patent and Trademark Office*