



US00D652211S

(12) **United States Design Patent**
Morrison et al.

(10) **Patent No.:** **US D652,211 S**
(45) **Date of Patent:** **** Jan. 17, 2012**

(54) **SNAP-ON ACCESSORY HOLDER FOR GOLF BAG**

(76) Inventors: **Michael W. Morrison**, Fort Worth, TX (US); **Carol M. Morrison**, Fort Worth, TX (US)

(**) Term: **14 Years**

(21) Appl. No.: **29/389,541**

(22) Filed: **Apr. 13, 2011**

Related U.S. Application Data

(63) Continuation of application No. 11/650,656, filed on Jan. 8, 2007.

(51) **LOC (9) Cl.** **03-01**

(52) **U.S. Cl.** **D3/255; D3/328**

(58) **Field of Classification Search** D3/255, D3/328, 259, 329; 224/250, 236, 666, 682, 224/901.6; 15/209.1; 24/301, 3.13, 300, 24/3.6, 306, 369; 2/112, 342; 206/37.1, 206/37.7-37.8, 315.3

See application file for complete search history.

(56) **References Cited**

U.S. PATENT DOCUMENTS

2,600,563 A * 6/1952 Michnoff 24/3.6
3,193,235 A * 7/1965 Jensen 248/317

5,069,050 A * 12/1991 Chen 70/456 R
D329,744 S * 9/1992 Moore D3/328
5,177,881 A * 1/1993 Moore 34/239
D417,959 S * 12/1999 Albaugh et al. D3/328
D541,043 S * 4/2007 Paradise D3/221
7,290,312 B2 * 11/2007 Kawensky 24/301

* cited by examiner

Primary Examiner — Holly Baynham

(74) *Attorney, Agent, or Firm* — James E. Walton; Noah A. Tevis

(57) **CLAIM**

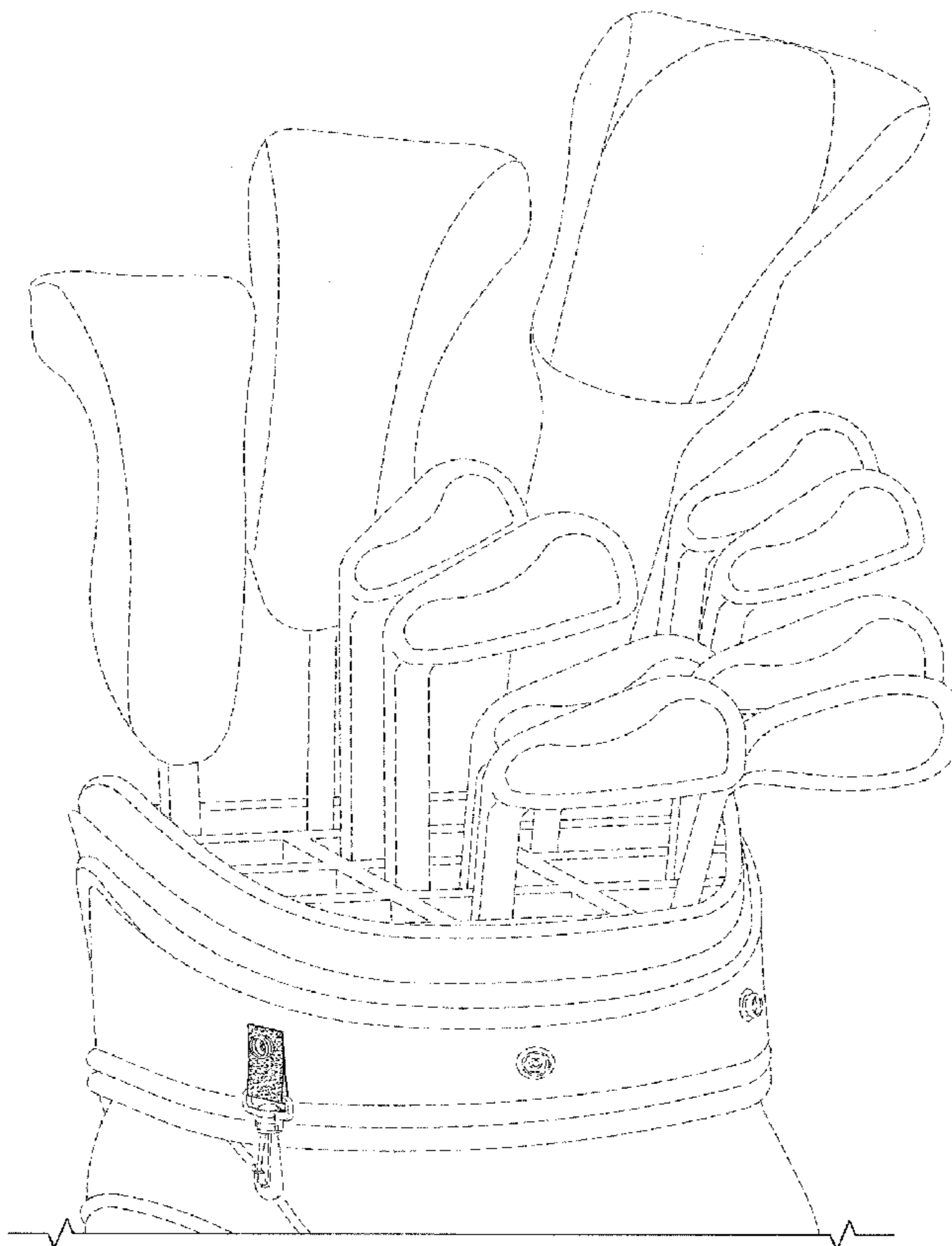
The ornamental design for a snap-on accessory holder for golf bag, as shown and described.

DESCRIPTION

FIG. 1 is a perspective view of the snap-on accessory holder for golf bag according to the present invention; FIG. 2 is an enlarged front elevational view of thereof; FIG. 3 is another environmental front elevational view thereof; FIG. 4 is a right side view thereof; and, FIG. 5 is a left side view thereof.

The broken lines are included for the purpose of illustrating environmental structure and form no part of the claimed design.

1 Claim, 3 Drawing Sheets



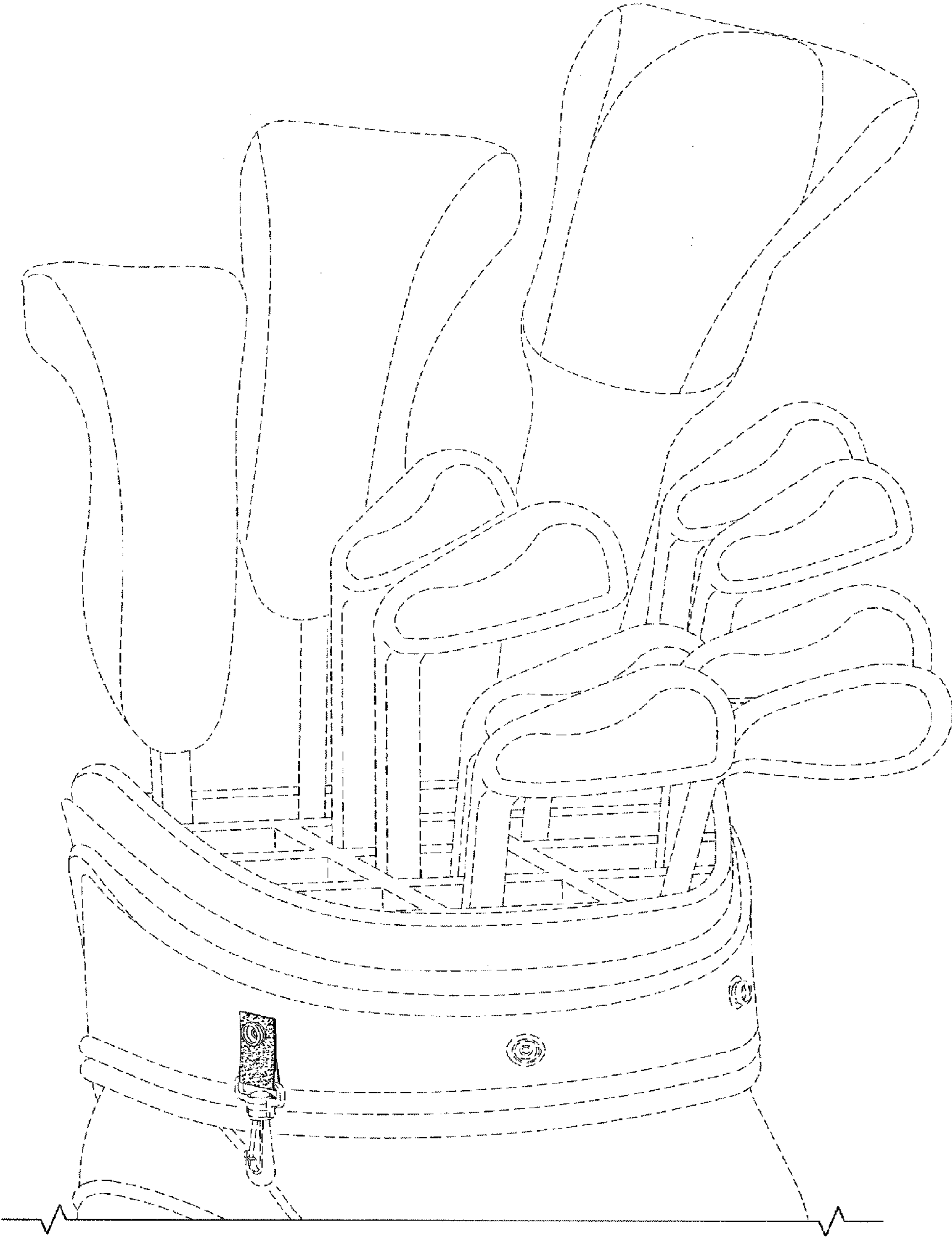


FIG. 1

FIG. 2

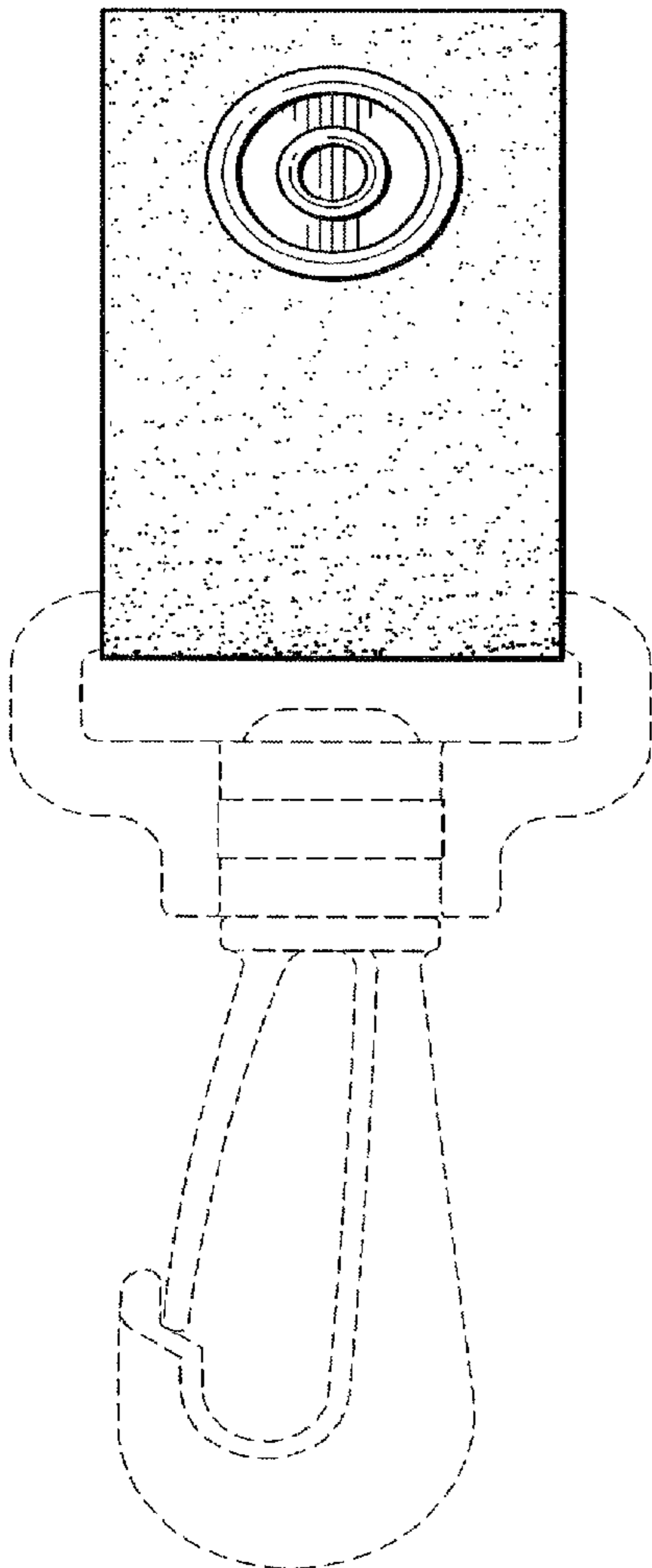


FIG. 3

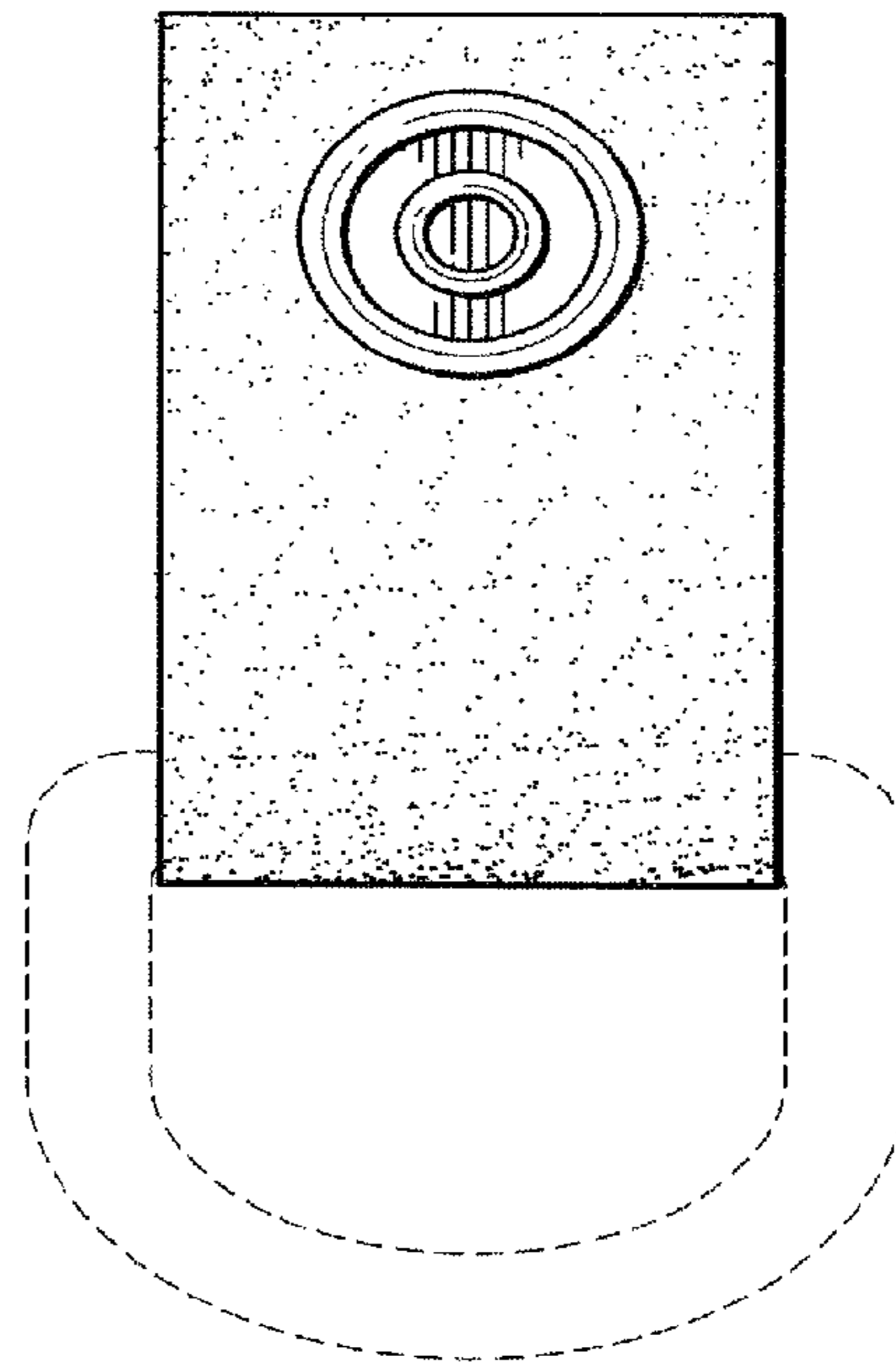


FIG. 4

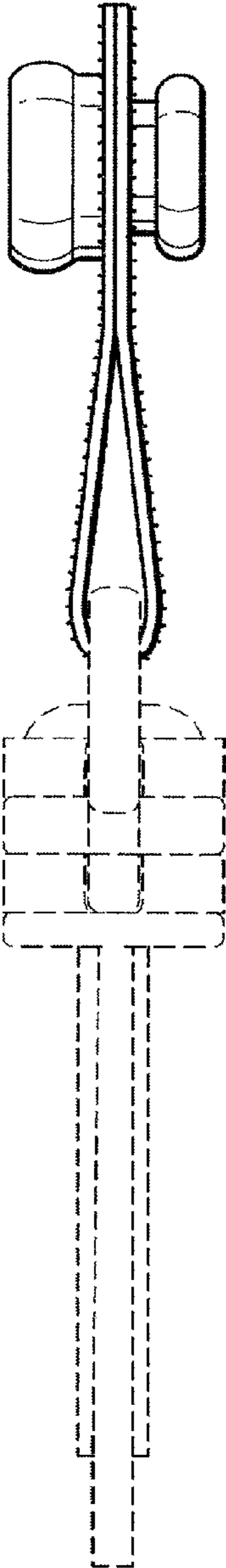


FIG. 5

