



US00D652210S

(12) **United States Design Patent**  
**Reisenthel**

(10) **Patent No.:** **US D652,210 S**  
(45) **Date of Patent:** **\*\* Jan. 17, 2012**

(54) **HANDLE BAG WITH WRAPPING**

(56) **References Cited**

(76) Inventor: **Peter Reisenthel**, Gilching (DE)

U.S. PATENT DOCUMENTS

(\*\*) Term: **14 Years**

D359,166	S	*	6/1995	Ford	.....	D3/243
D549,960	S	*	9/2007	Gonzalez	.....	D3/246
D580,165	S	*	11/2008	Pavlou	.....	D3/245
D605,402	S	*	12/2009	Gonzalez	.....	D3/245
D613,942	S	*	4/2010	Shing	.....	D3/232

(21) Appl. No.: **29/380,632**

\* cited by examiner

(22) Filed: **Dec. 8, 2010**

*Primary Examiner* — Holly Baynham

**Related U.S. Application Data**

(74) *Attorney, Agent, or Firm* — Mayback & Hoffman, P.A.;  
Gregory L. Mayback; Rebecca A. Tie

(63) Continuation-in-part of application No. 29/380,624, filed on Dec. 8, 2010, which is a continuation-in-part of application No. 29/380,625, filed on Dec. 8, 2010, which is a continuation-in-part of application No. 29/380,627, filed on Dec. 8, 2010, which is a continuation-in-part of application No. 29/380,628, filed on Dec. 8, 2010, which is a continuation-in-part of application No. 29/380,629, filed on Dec. 8, 2010, which is a continuation-in-part of application No. 29/380,631, filed on Dec. 8, 2010, which is a continuation-in-part of application No. 29/380,633, filed on Dec. 8, 2010, which is a continuation-in-part of application No. 29/363,564, filed on Jun. 11, 2010.

(57) **CLAIM**

The ornamental design for a handle bag with wrapping, as shown and described.

(30) **Foreign Application Priority Data**

**DESCRIPTION**

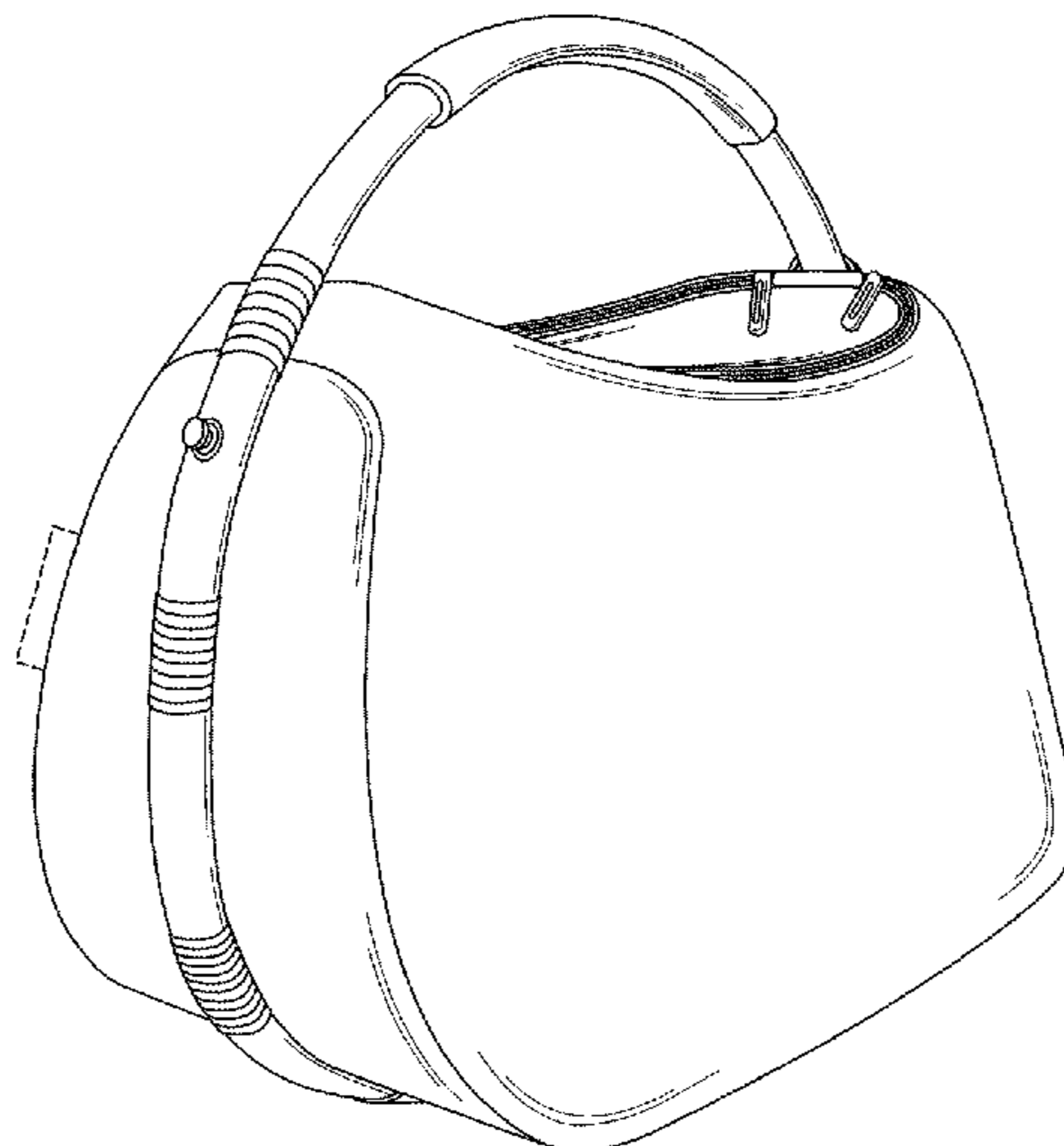
May 25, 2010 (EM) ..... 001711557  
Oct. 20, 2010 (EM) ..... 001770983

FIG. 1 is a perspective view from a side corner of a handle bag according to the present invention, the tag indicated with dashed lines is for the purposes of illustrating environment and forms no part of the claimed design;  
FIG. 2 is an elevational view of a first side of the handle bag of FIG. 1, the tag indicated with dashed lines is for the purposes of illustrating environment and forms no part of the claimed design;  
FIG. 3 is an elevational view of a second side of the handle bag of FIG. 1 from a side opposite the view of FIG. 2;  
FIG. 4 is an elevational view of a third side of the handle bag of FIG. 1;  
FIG. 5 is an elevational view of a fourth side of the handle bag of FIG. 1 from a side opposite the view of FIG. 4, the tag indicated with dashed lines is for the purposes of illustrating environment and forms no part of the claimed design;  
FIG. 6 is a top plan view of the handle bag of FIG. 1, the tag indicated with dashed lines is for the purposes of illustrating environment and forms no part of the claimed design; and,  
FIG. 7 is a bottom plan view of the handle bag of FIG. 1.

(51) **LOC (9) Cl.** ..... **03-01**  
(52) **U.S. Cl.** ..... **D3/245**  
(58) **Field of Classification Search** ..... D3/232–233,  
D3/240–245, 318; 150/100, 103–110, 113–114,  
150/118–119

See application file for complete search history.

**1 Claim, 3 Drawing Sheets**



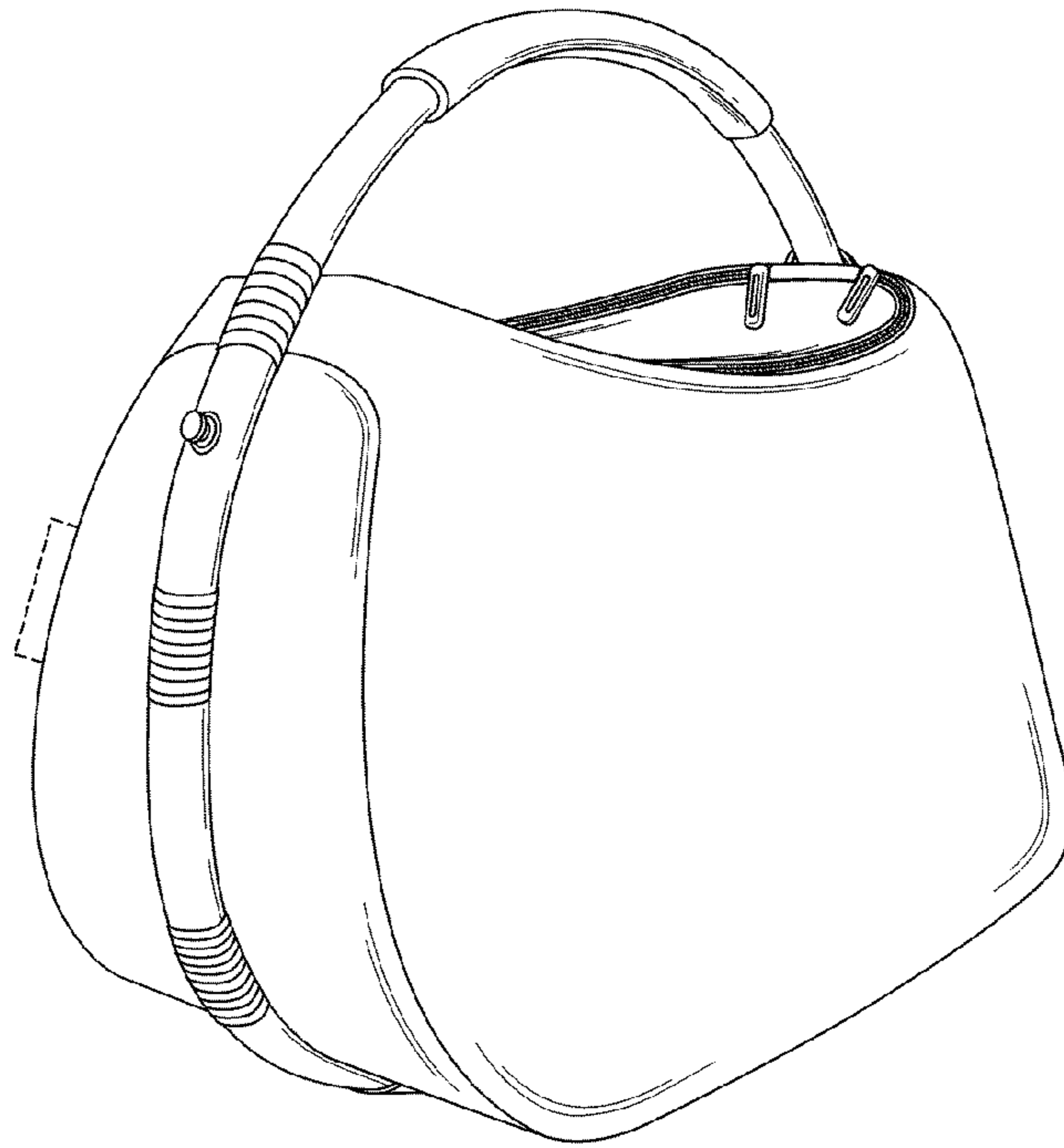


FIG. 1

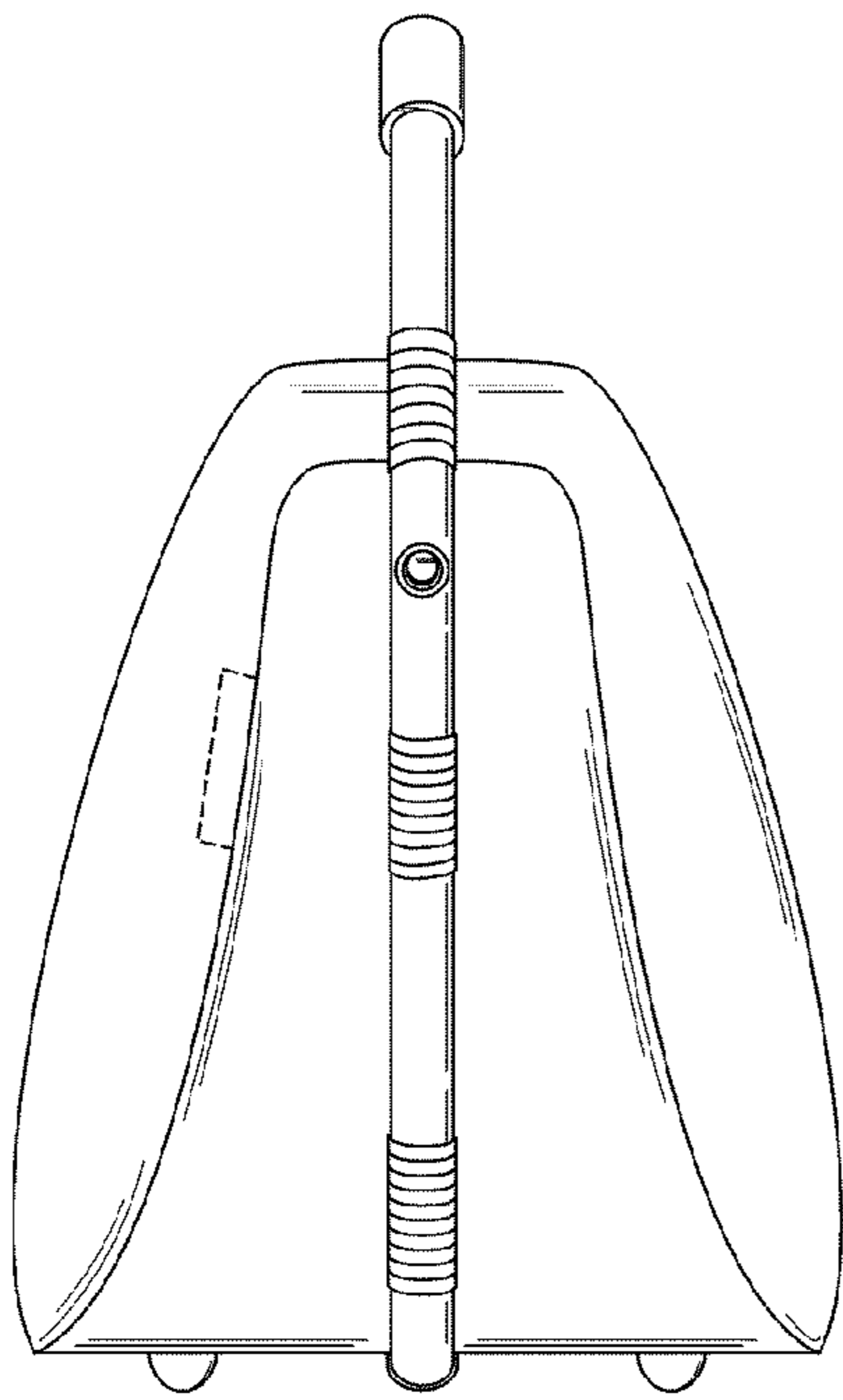


FIG. 2

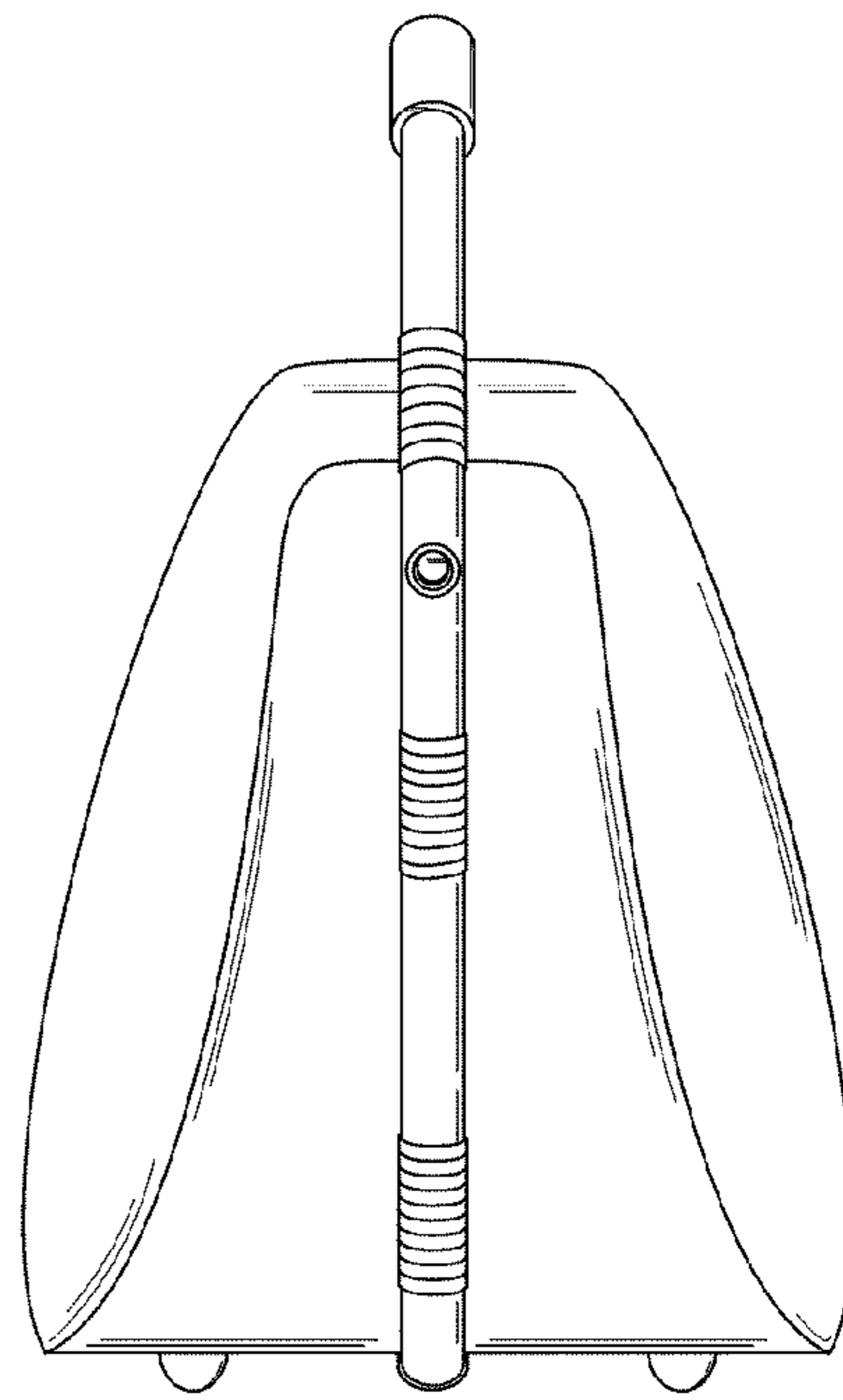


FIG. 3

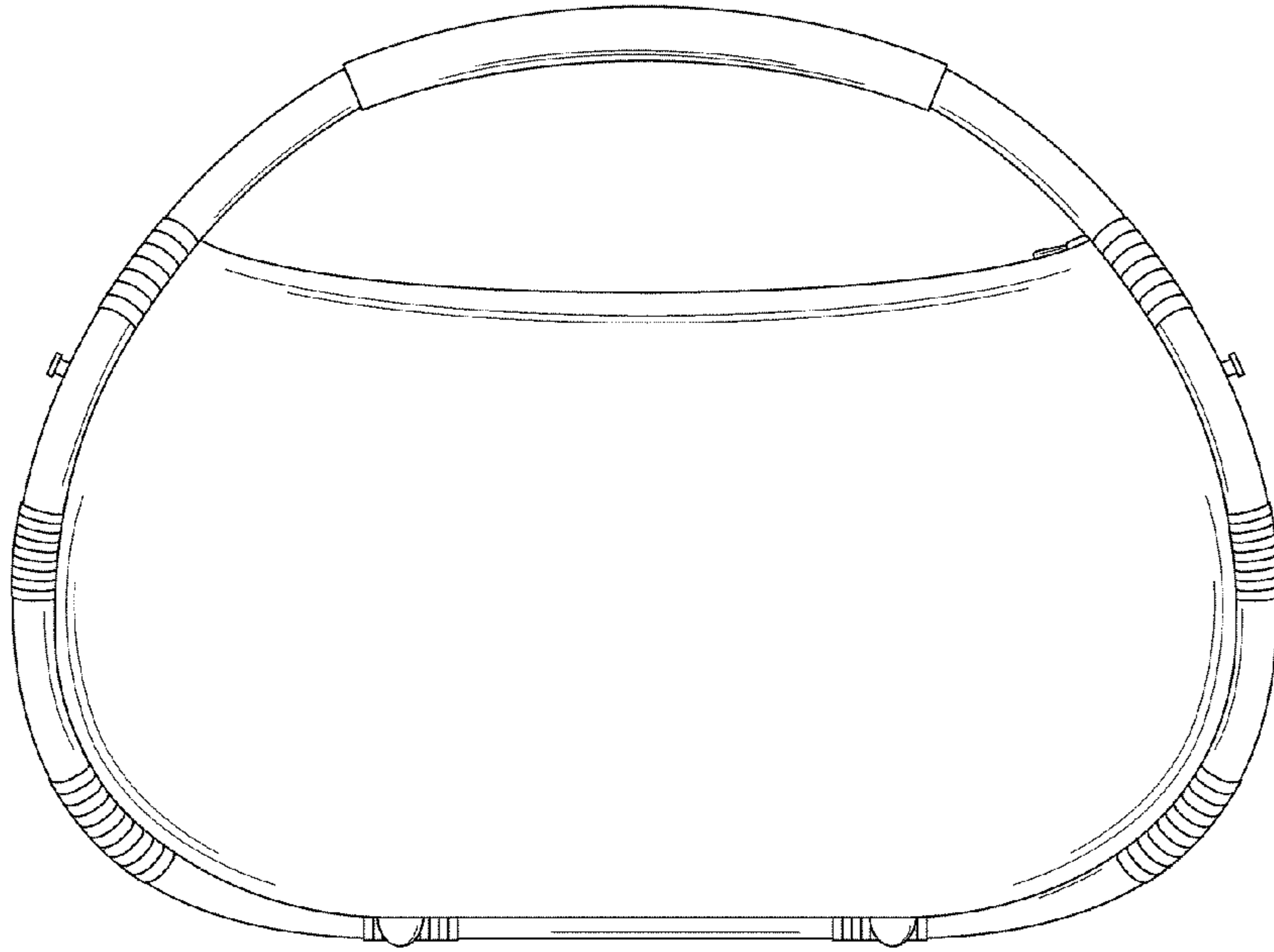


FIG. 4

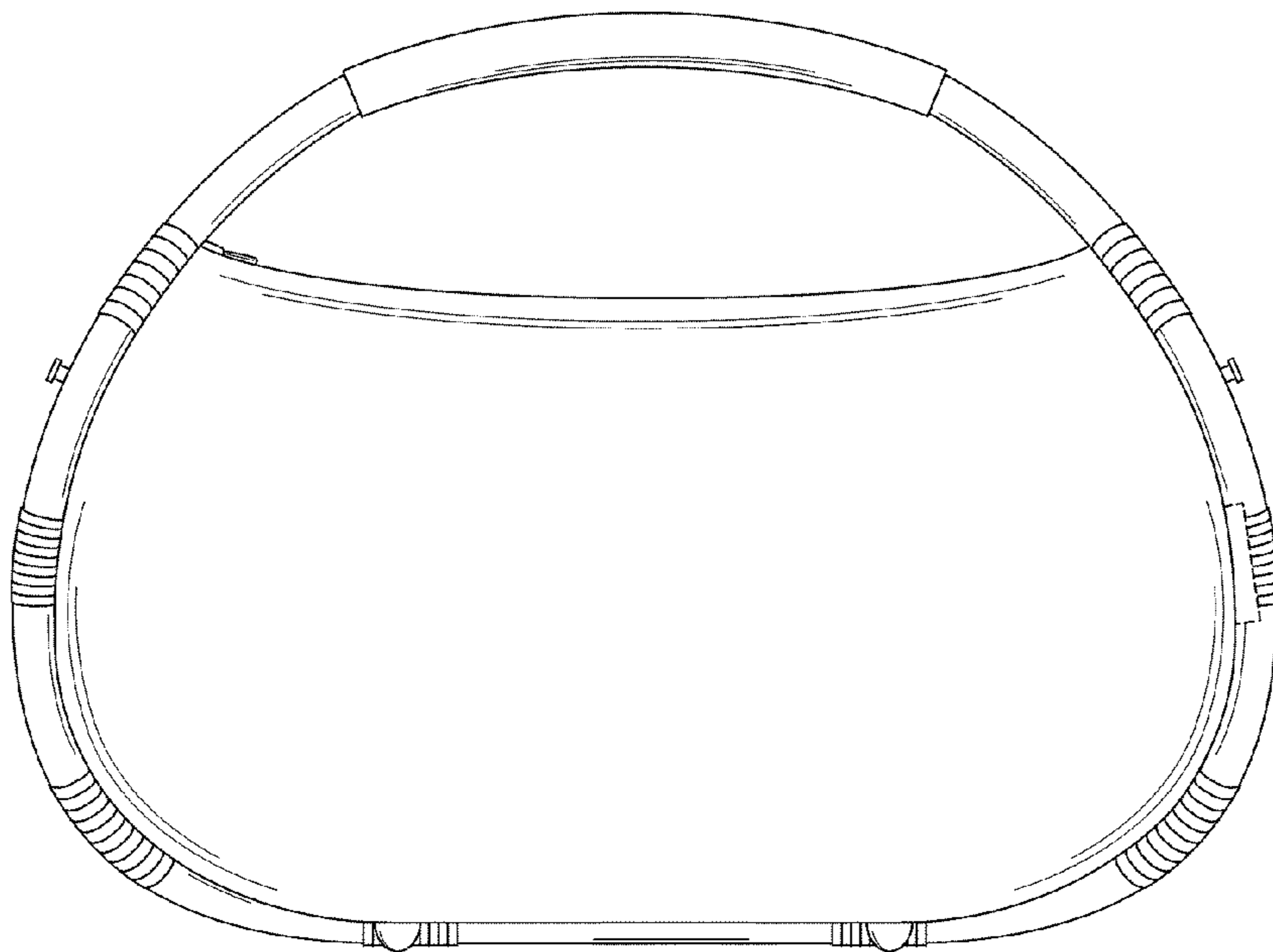


FIG. 5




FIG. 6

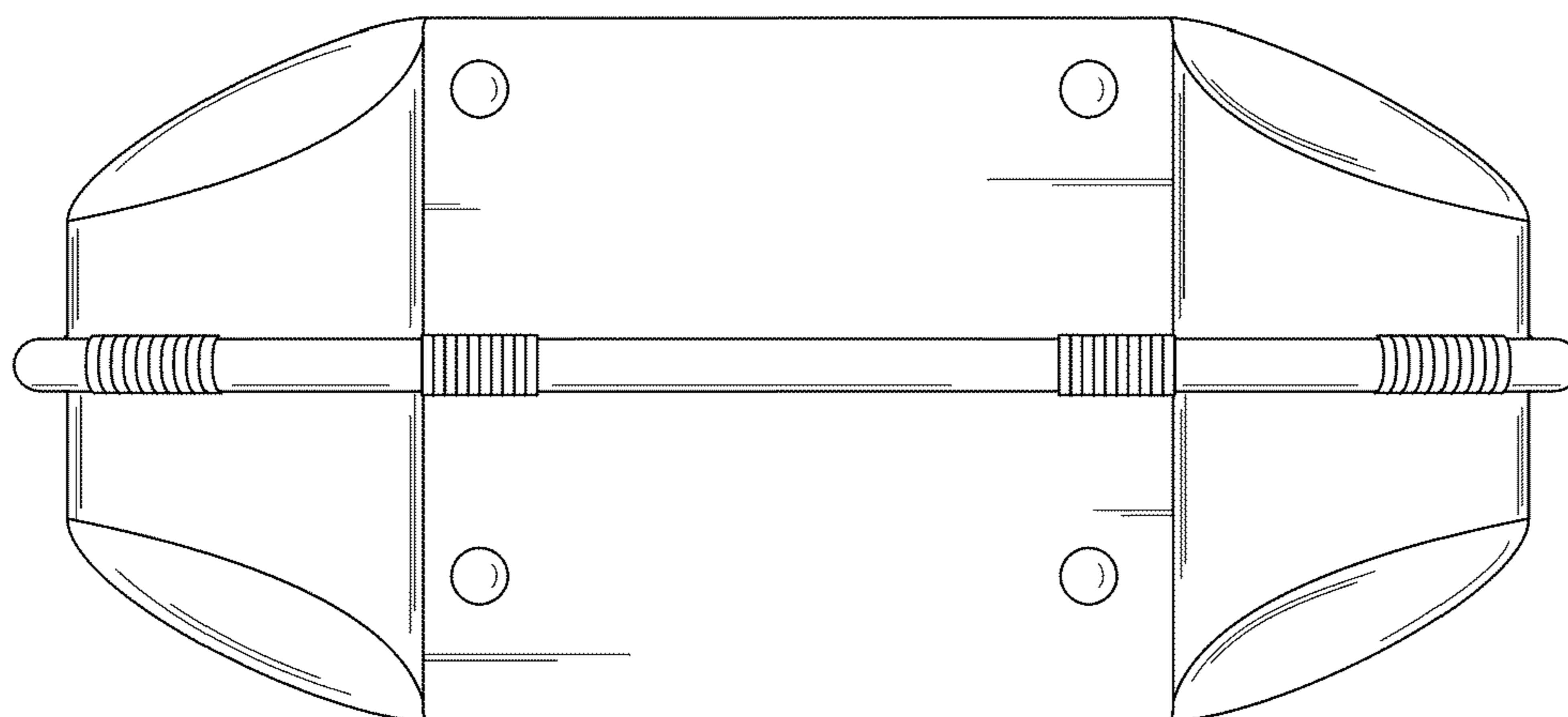


FIG. 7