



US00D652205S

(12) **United States Design Patent**  
**Averahami**

(10) **Patent No.:** **US D652,205 S**  
(45) **Date of Patent:** **\*\* Jan. 17, 2012**

(54) **SET OF KEY CHAINS**

- (75) Inventor: **Boaz Averahami**, Badhoevedorp (NL)
- (73) Assignee: **Tomgal, LLC**, Pompano Beach, FL (US)
- (\*\*) Term: **14 Years**
- (21) Appl. No.: **29/358,727**
- (22) Filed: **Mar. 31, 2010**
- (51) **LOC (9) Cl.** ..... **03-01**
- (52) **U.S. Cl.** ..... **D3/207**
- (58) **Field of Classification Search** ..... D3/207-212;  
D11/31-33, 44, 48-51, 66, 61, 110, 116;  
70/456 R, 456 B, 457-460; 24/3.6; D13/168;  
362/116; D8/348; D20/40; D18/24, 26  
See application file for complete search history.

(56) **References Cited**

U.S. PATENT DOCUMENTS

4,144,594 A *	3/1979	Chapman	2/338
D601,160 S *	9/2009	Arnell	D14/490
D619,354 S *	7/2010	Mudrick	D3/208

\* cited by examiner

*Primary Examiner* — R. Seifert

(74) *Attorney, Agent, or Firm* — Jon A. Gibbons; Fleit Gibbons Gutman Bongini & Bianco PL

(57) **CLAIM**

The ornamental design for a set of key chains, as shown and described.

**DESCRIPTION**

FIG. 1 is a top plan view and corresponding side view of a first embodiment of a set of key chains with the state of Florida, showing our new design;

FIG. 2 is a top plan view and corresponding side view of a second embodiment of a set of key chains with the state of Alaska, showing our new design;

FIG. 3 is a top plan view and corresponding side view of a third embodiment of a set of key chains with the state of Arizona, showing our new design;

FIG. 4 is a top plan view and corresponding side view of a fourth embodiment of a set of key chains with the city of Atlanta, showing our new design;

FIG. 5 is a top plan view and corresponding side view of a fifth embodiment of a set of key chains with the city of Atlantic City, showing our new design;

FIG. 6 is a top plan view and corresponding side view of a sixth embodiment of a set of key chains with the city of Boston, showing our new design;

FIG. 7 is a top plan view and corresponding side view of a seventh embodiment of a set of key chains with the state of California, showing our new design;

FIG. 8 is a top plan view and corresponding side view of an eighth embodiment of a set of key chains with the city of Chicago, showing our new design;

FIG. 9 is a top plan view and corresponding side view of a ninth embodiment of a set of key chains with the state of Colorado, showing our new design;

FIG. 10 is a top plan view and corresponding side view of a tenth embodiment of a set of key chains with the city of Dallas, showing our new design;

FIG. 11 is a top plan view and corresponding side view of an eleventh embodiment of a set of key chains with the state of Washington, showing our new design

FIG. 12 is a top plan view and corresponding side view of a twelfth embodiment of a set of key chains with the city of Hudson, showing our new design;

FIG. 13 is a top plan view and corresponding side view of a thirteenth embodiment of a set of key chains with the city of Kansas City, showing our new design;

FIG. 14 is a top plan view and corresponding side view of a fourteenth embodiment of a set of key chains with the state of Kentucky, showing our new design;

FIG. 15 is a top plan view and corresponding side view of a fifteenth embodiment of a set of key chains with the city of Key West, showing our new design;

FIG. 16 is a top plan view and corresponding side view of a sixteenth embodiment of a set of key chains with the city of Las Vegas, showing our new design;




FIG. 17 is a top plan view and corresponding side view of a seventeenth embodiment of a set of key chains with the city of Los Angeles, showing our new design

FIG. 18 is a top plan view and corresponding side view of an eighteenth embodiment of a set of key chains with the state of Maine, showing our new design;

FIG. 19 is a top plan view and corresponding side view of a nineteenth embodiment of a set of key chains with the state of Maryland, showing our new design;

FIG. 20 is a top plan view and corresponding side view of a twentieth embodiment of a set of key chains with the city of Miami, showing our new design;

FIG. 21 is a top plan view and corresponding side view of a twenty-first embodiment of a set of key chains with the island of Maui, showing our new design;

FIG. 22 is a top plan view and corresponding side view of a twenty-second embodiment of a set of key chains with the city of Memphis, showing our new design;

FIG. 23 is a top plan view and corresponding side view of a twenty-third embodiment of a set of key chains with the city of Myrtle Beach, showing our new design;

FIG. 24 is a top plan view and corresponding side view of a twenty-fourth embodiment of a set of key chains with the city of Nashville, showing our new design;

FIG. 25 is a top plan view and corresponding side view of a twenty-fifth embodiment of a set of key chains with the state of New Mexico, showing our new design;

FIG. 26 is a top plan view and corresponding side view of a twenty-sixth embodiment of a set of key chains with the state of New York, showing our new design;

FIG. 27 is a top plan view and corresponding side view of a twenty-seventh embodiment of a set of key chains with the state of North Carolina, showing our new design;

FIG. 28 is a top plan view and corresponding side view of a twenty-eighth embodiment of a set of key chains with the state of Ohio, showing our new design;

FIG. 29 is a top plan view and corresponding side view of a twenty-ninth embodiment of a set of key chains with the city of Orlando, showing our new design;

FIG. 30 is a top plan view and corresponding side view of a thirtieth embodiment of a set of key chains with the city of Phoenix, showing our new design;

FIG. 31 is a top plan view and corresponding side view of a thirty-first embodiment of a set of key chains with the city of Pittsburg, showing our new design;

FIG. 32 is a top plan view and corresponding side view of a thirty-second embodiment of a set of key chains with the city of Portland, showing our new design;

FIG. 33 is a top plan view and corresponding side view of a thirty-third embodiment of a set of key chains with the territory of Puerto Rico, showing our new design;

FIG. 34 is a top plan view and corresponding side view of a thirty-fourth embodiment of a set of key chains with the city of San Diego, showing our new design;

FIG. 35 is a top plan view and corresponding side view of a thirty-fifth embodiment of a set of key chains with the city of San Francisco, showing our new design;

FIG. 36 is a top plan view and corresponding side view of a thirty-sixth embodiment of a set of key chains with the city of San Jose, showing our new design;

FIG. 37 is a top plan view and corresponding side view of a thirty-seventh embodiment of a set of key chains with the city of Seattle, showing our new design;

FIG. 38 is a top plan view and corresponding side view of a thirty-eighth embodiment of a set of key chains with the city of South Beach, showing our new design;

FIG. 39 is a top plan view and corresponding side view of a thirty-ninth embodiment of a set of key chains with the state of Tennessee, showing our new design; and,

FIG. 40 is a top plan view and corresponding side view of a thirty-ninth embodiment of a set of key chains with the state of Texas, showing our new design.

The broken lines in FIGS. 1-40 are included for the purpose of illustrating a portion of the set of key chains that forms no part of the claimed design.

**1 Claim, 40 Drawing Sheets**

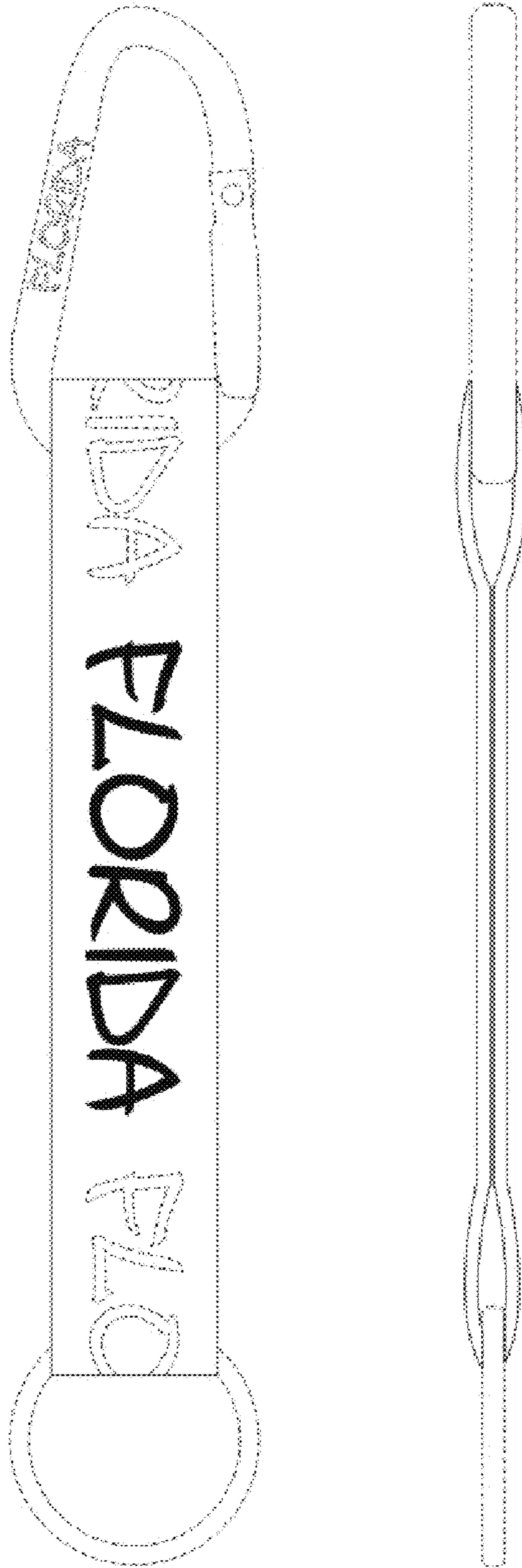


FIG. 1

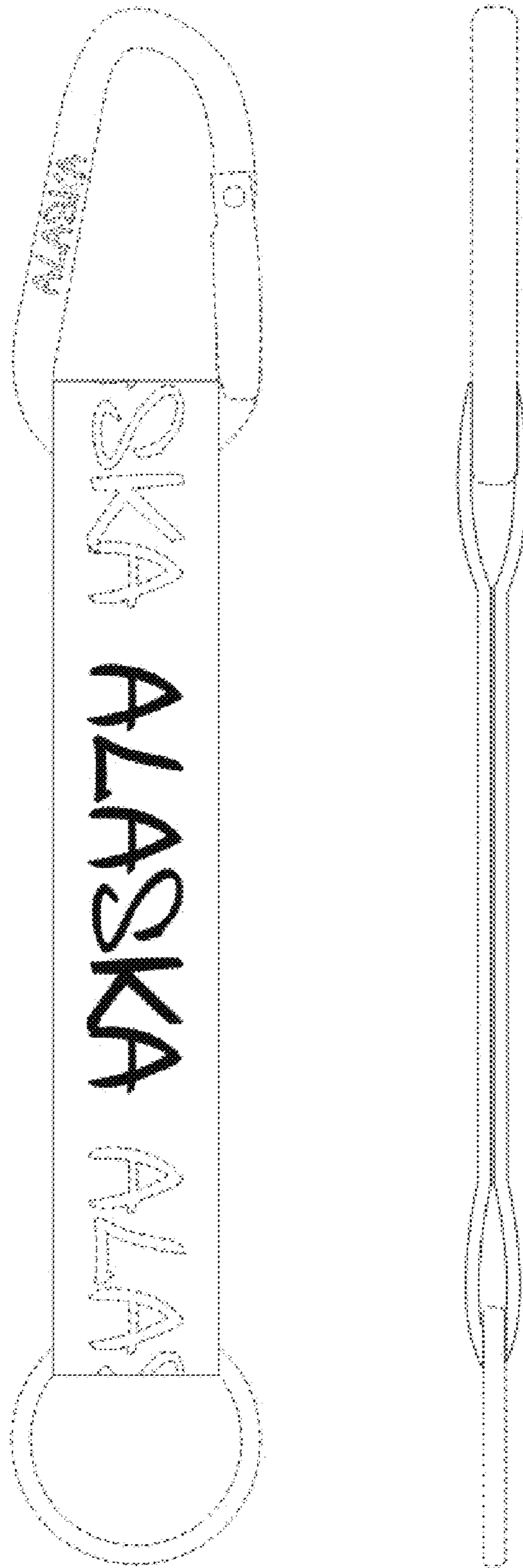


FIG. 2




FIG. 3

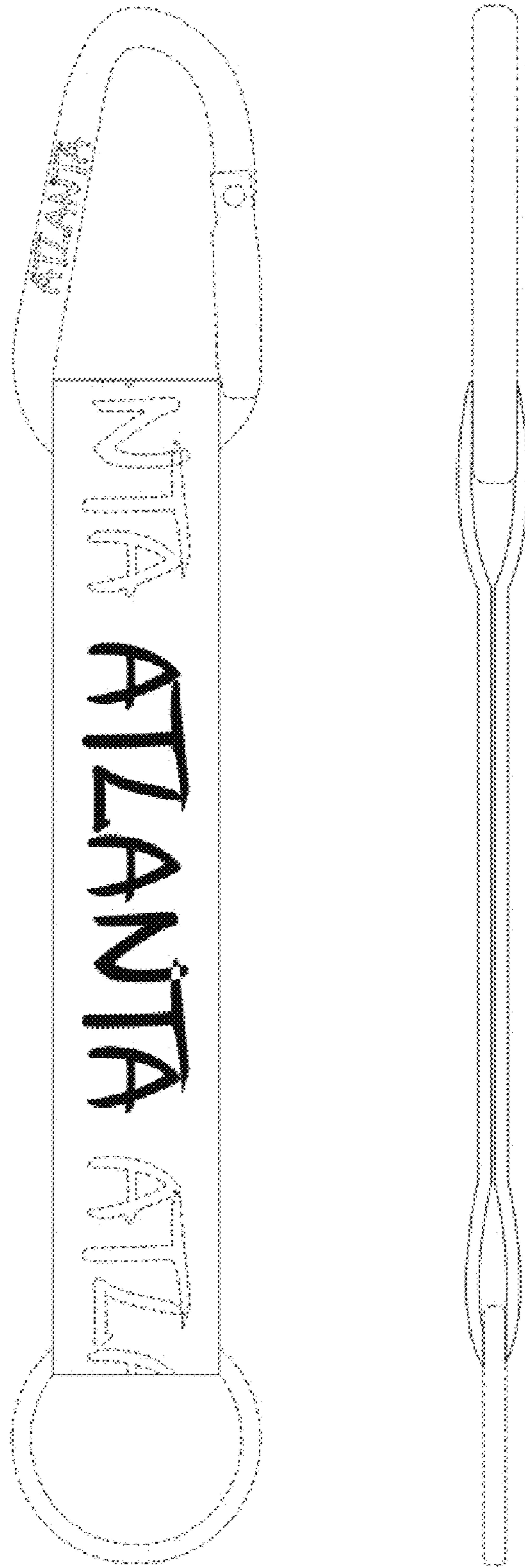


FIG. 4

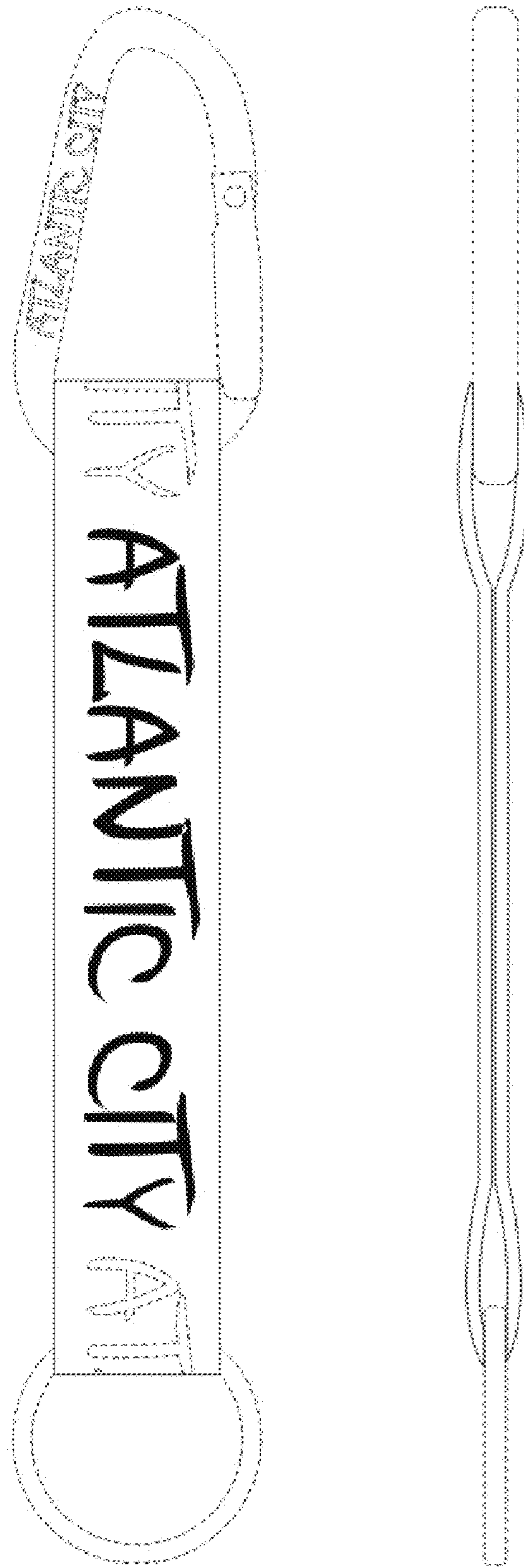


FIG. 5




FIG. 6





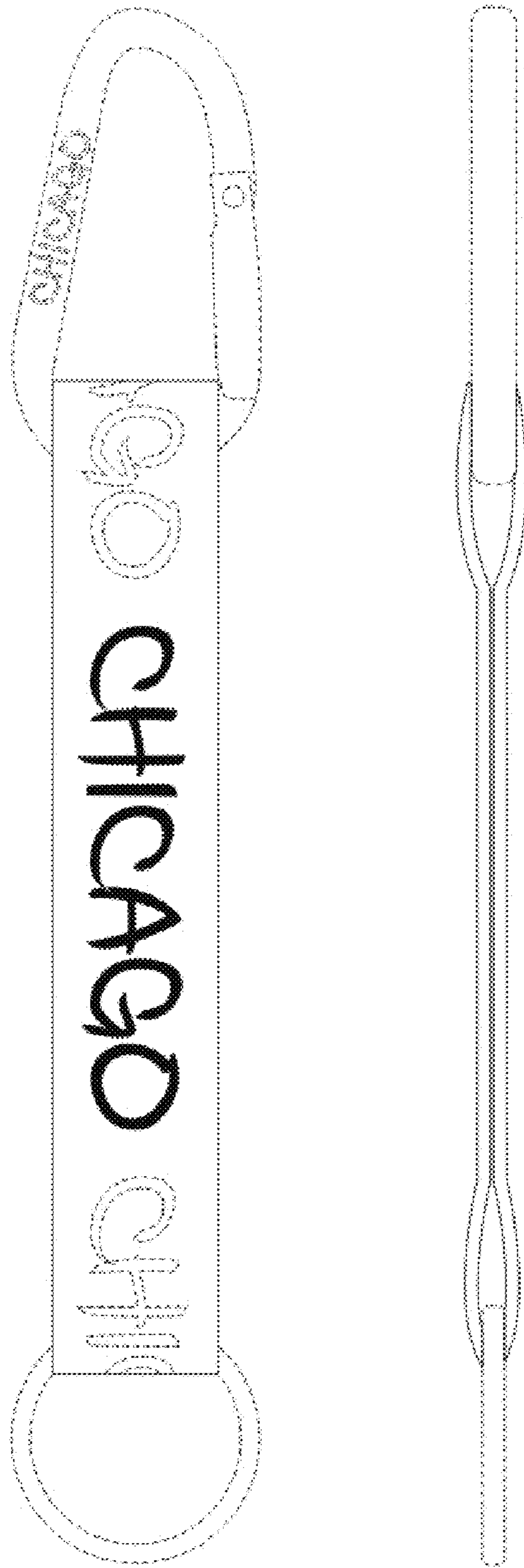


FIG. 8




FIG. 9

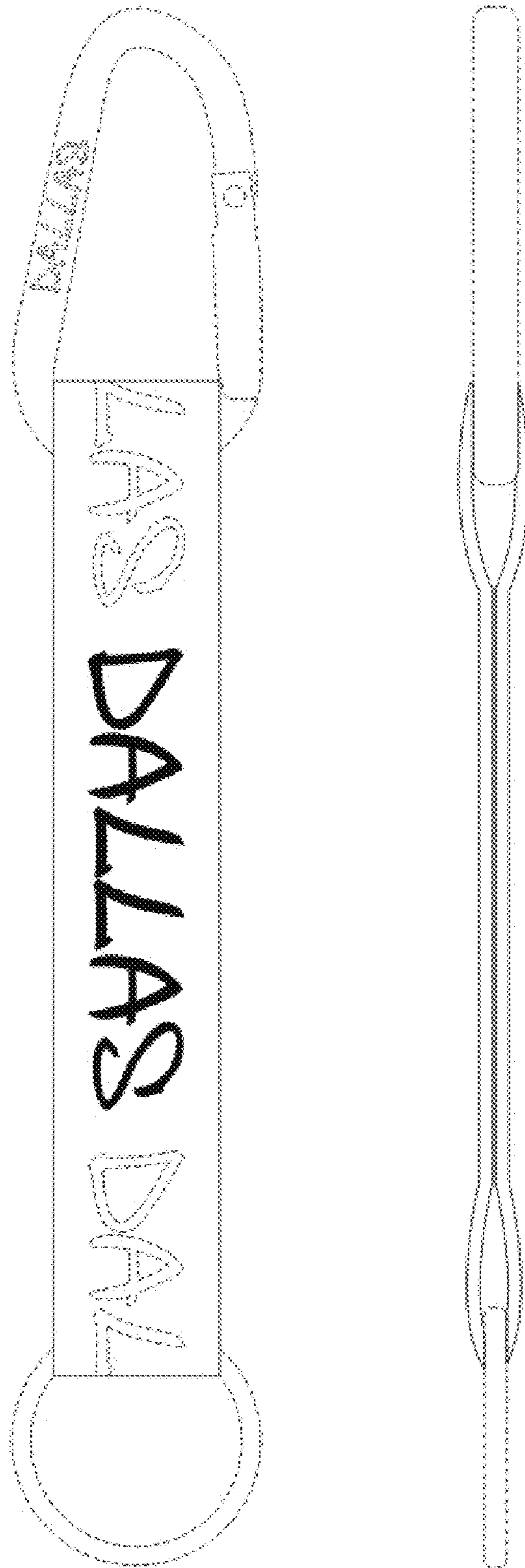


FIG. 10




FIG. 11




FIG. 12

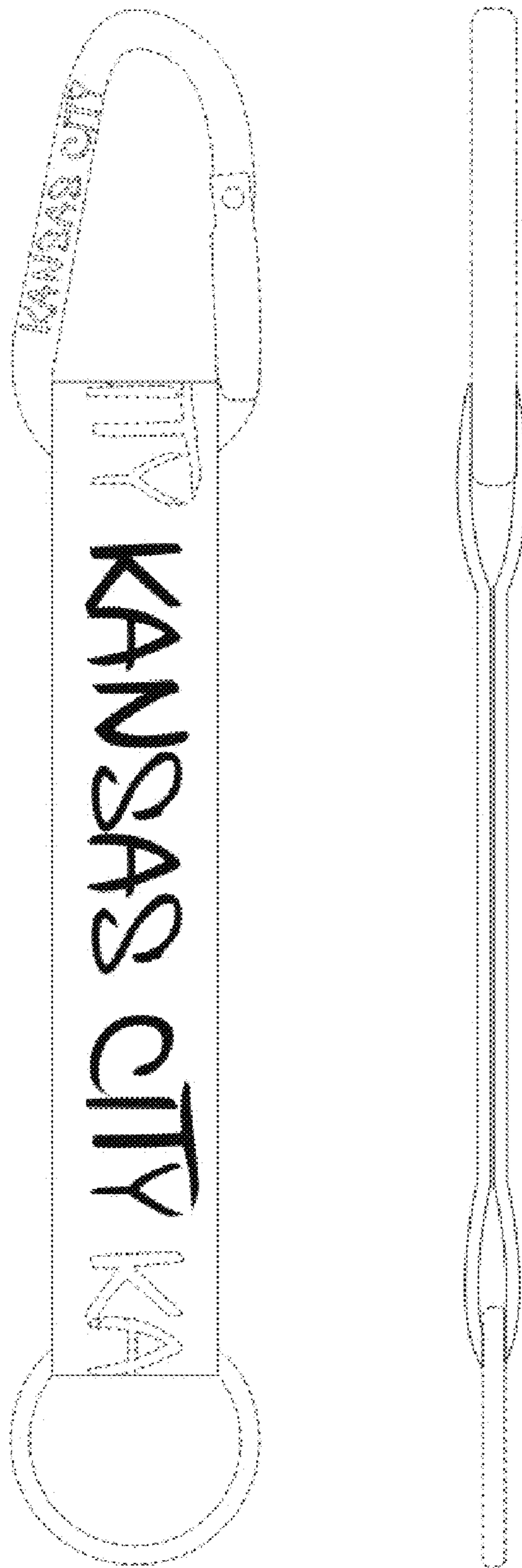


FIG. 13

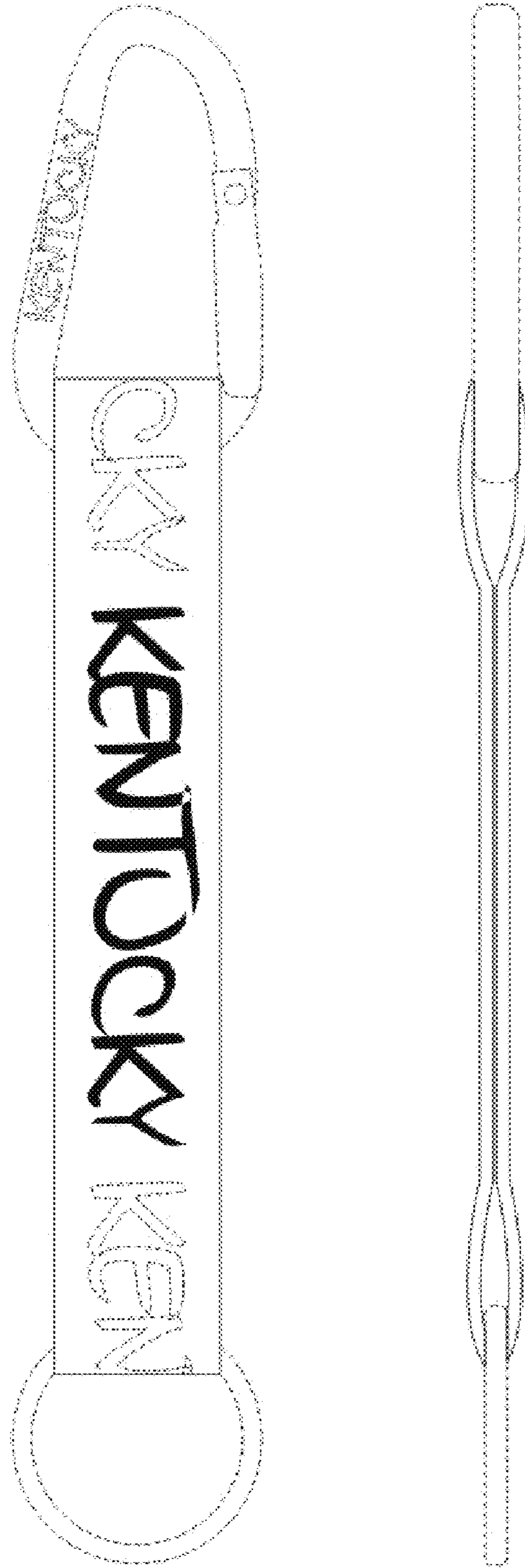


FIG. 14






FIG. 15




FIG. 16




FIG. 17

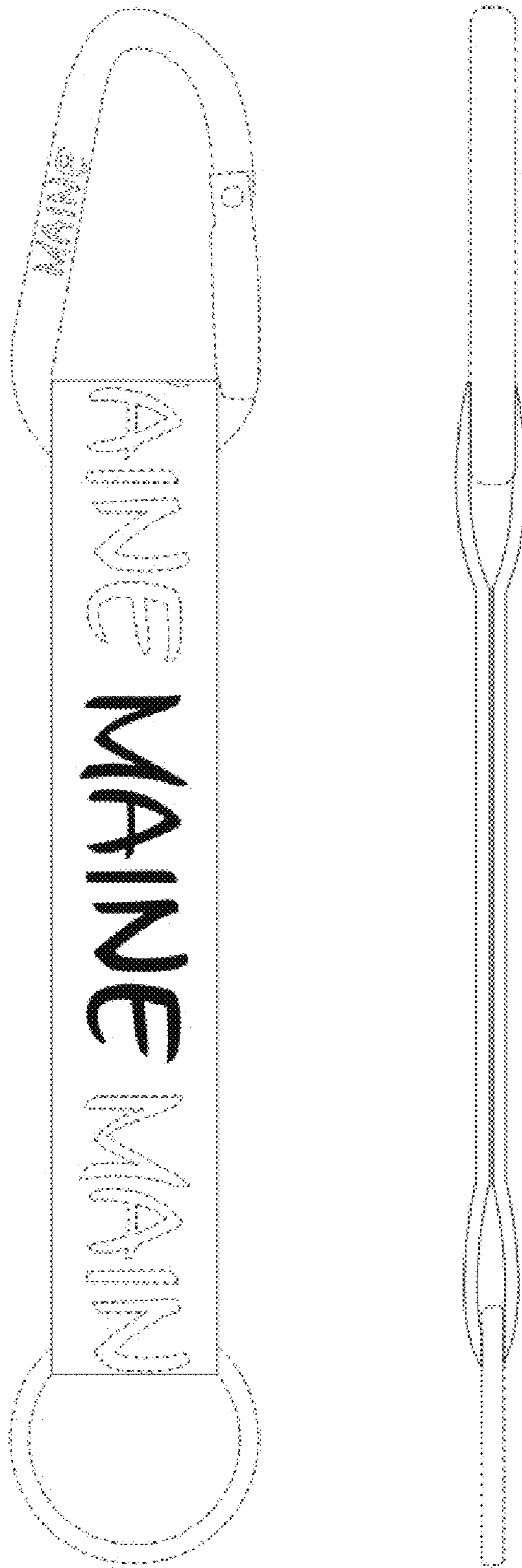


FIG. 18




FIG. 19




FIG. 20

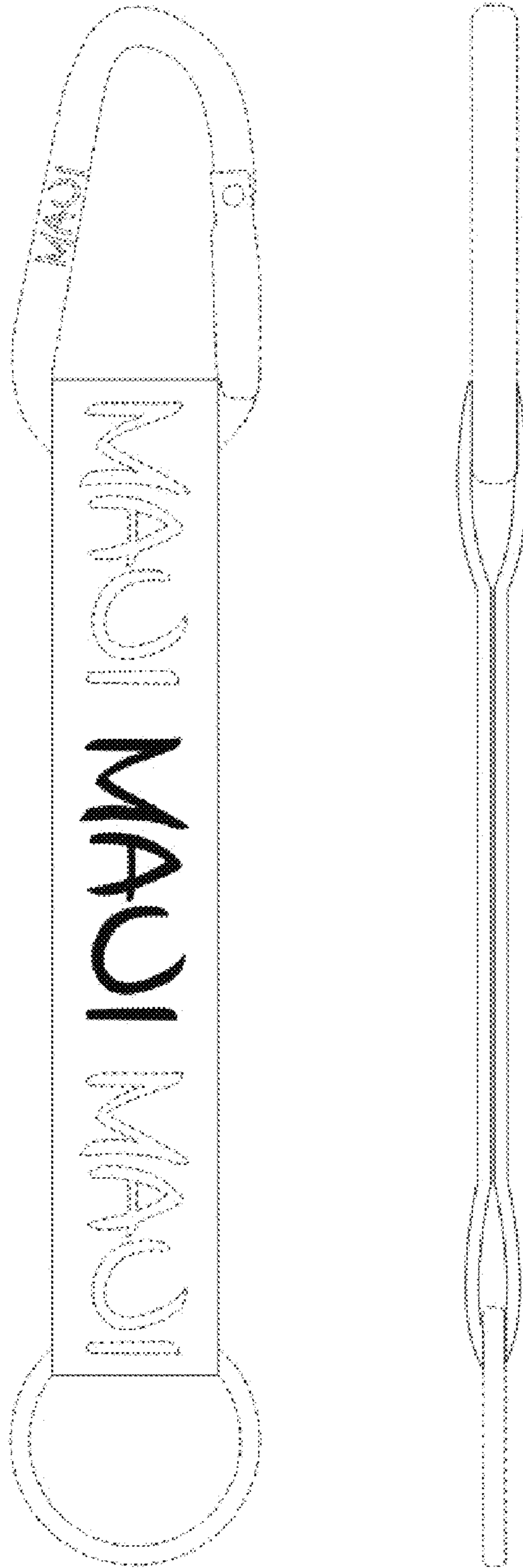


FIG. 21




FIG. 22






FIG. 23




FIG. 24




FIG. 25




FIG.26




FIG. 27

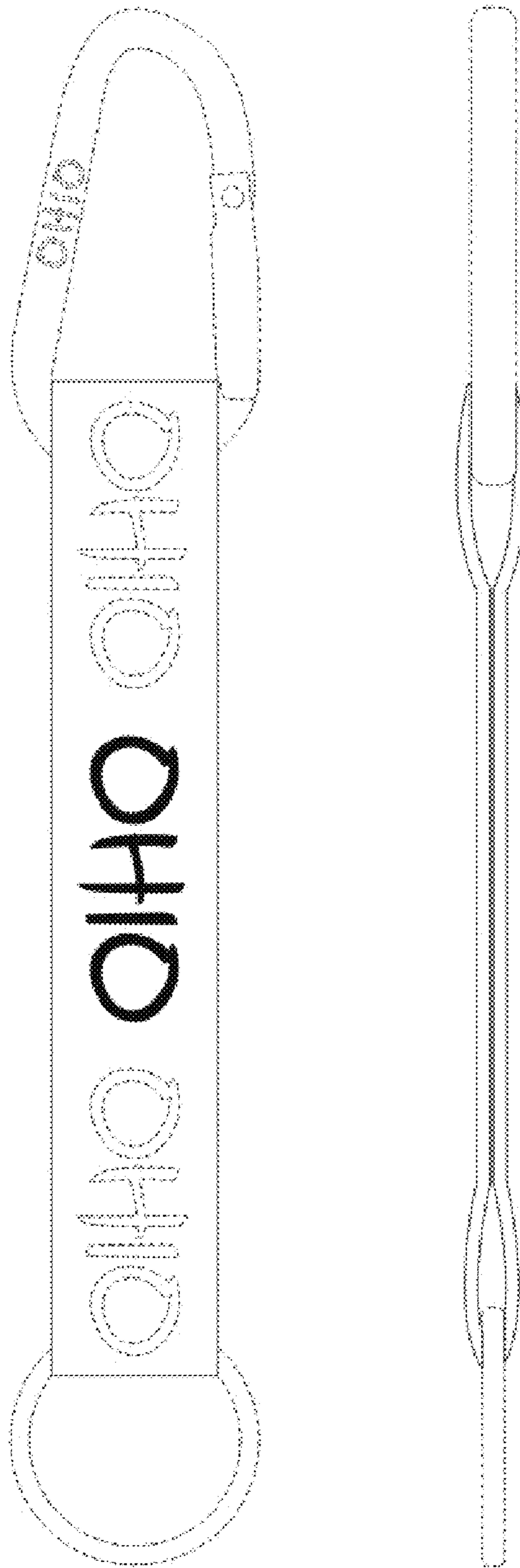


FIG. 28

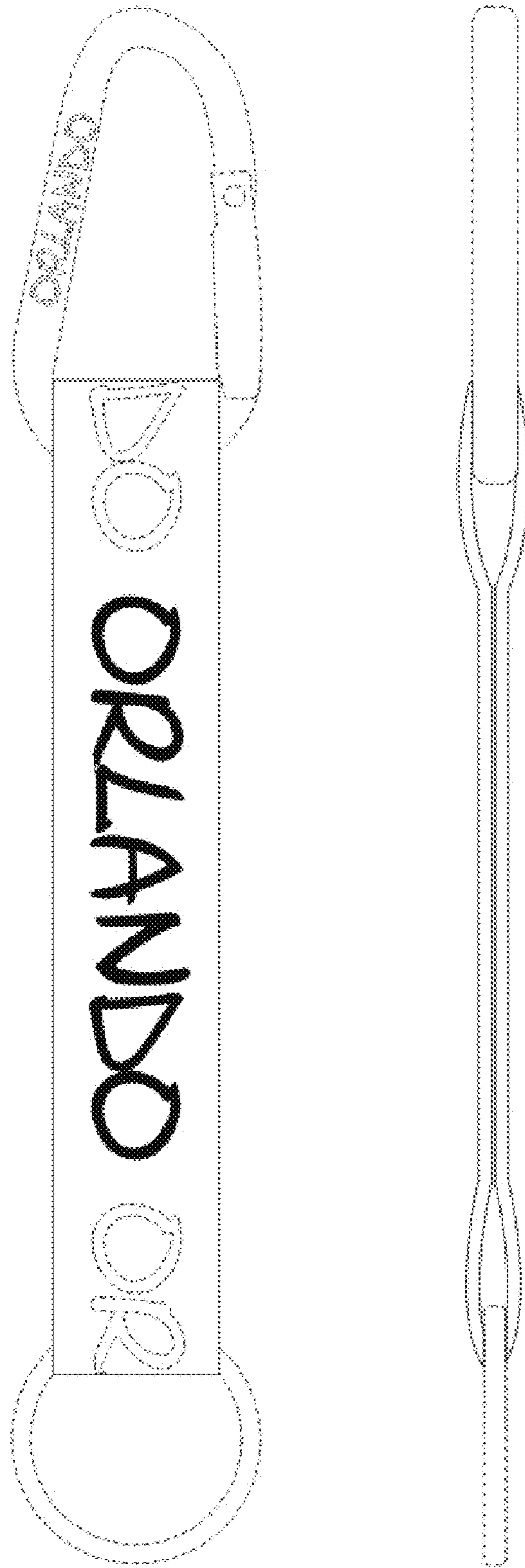


FIG. 29

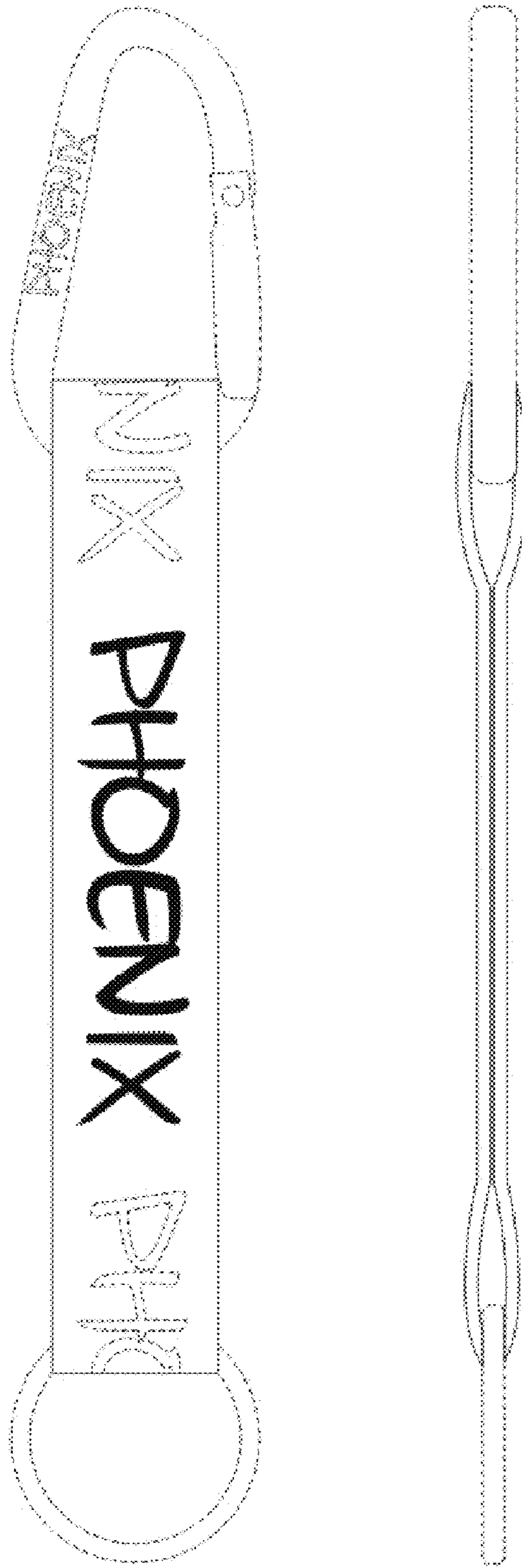


FIG. 30






FIG. 31




FIG. 32

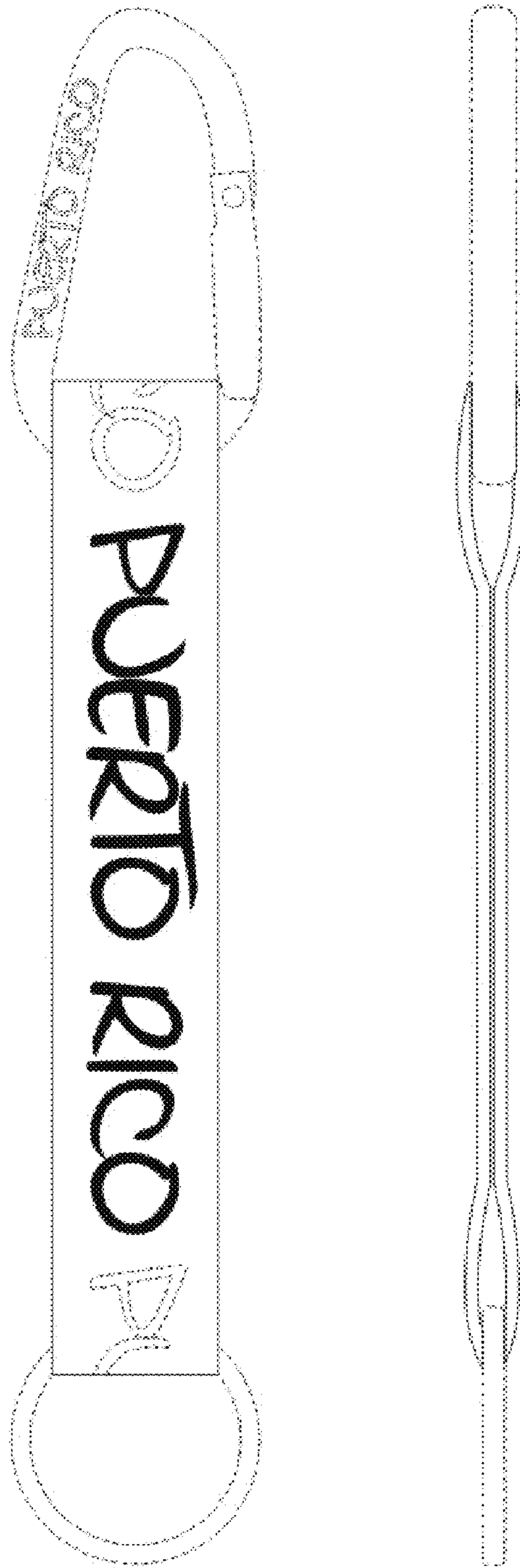


FIG. 33

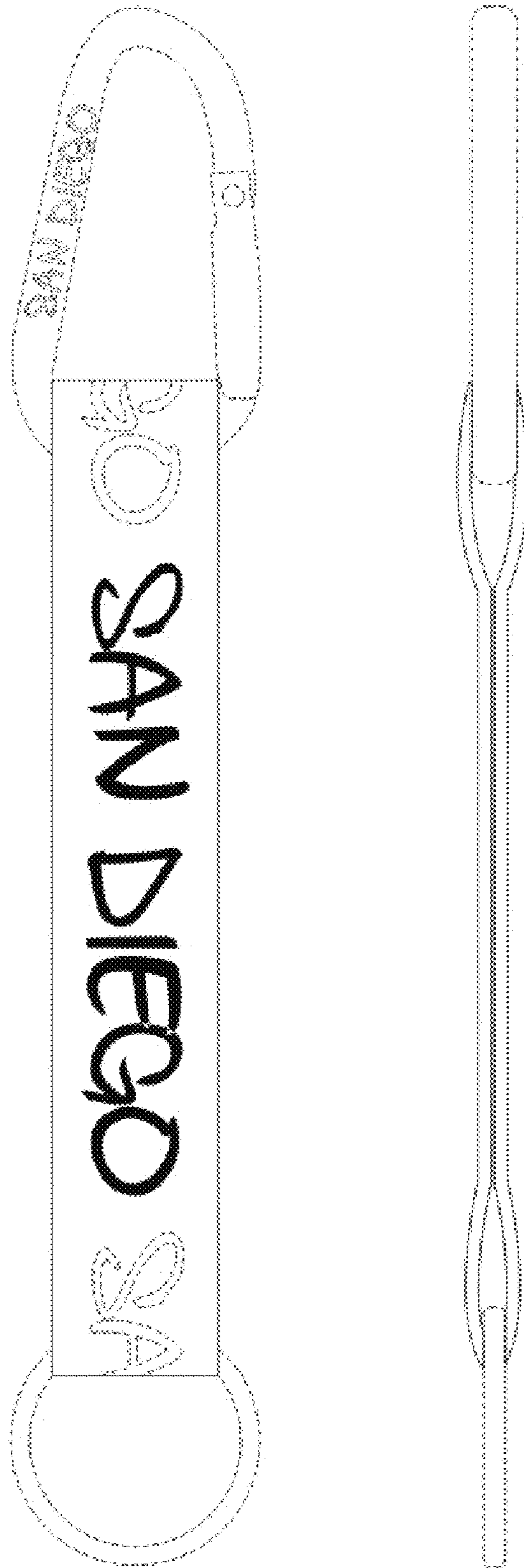


FIG. 34




FIG. 35




FIG. 36

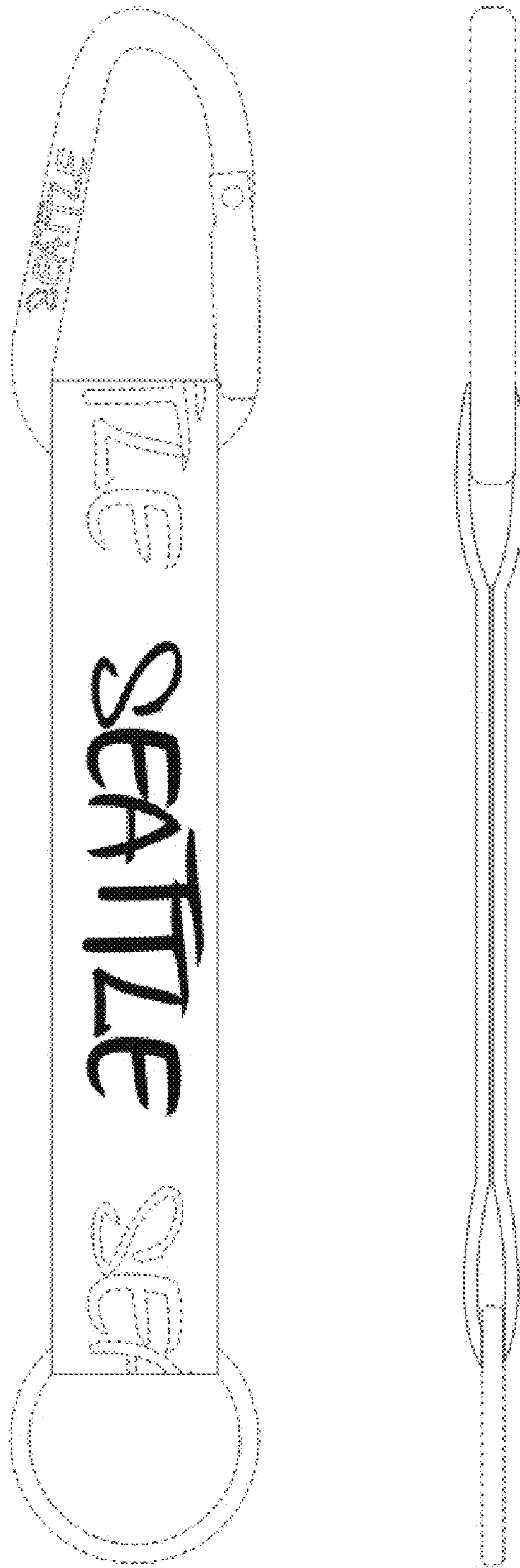


FIG. 37




FIG. 38






FIG. 39

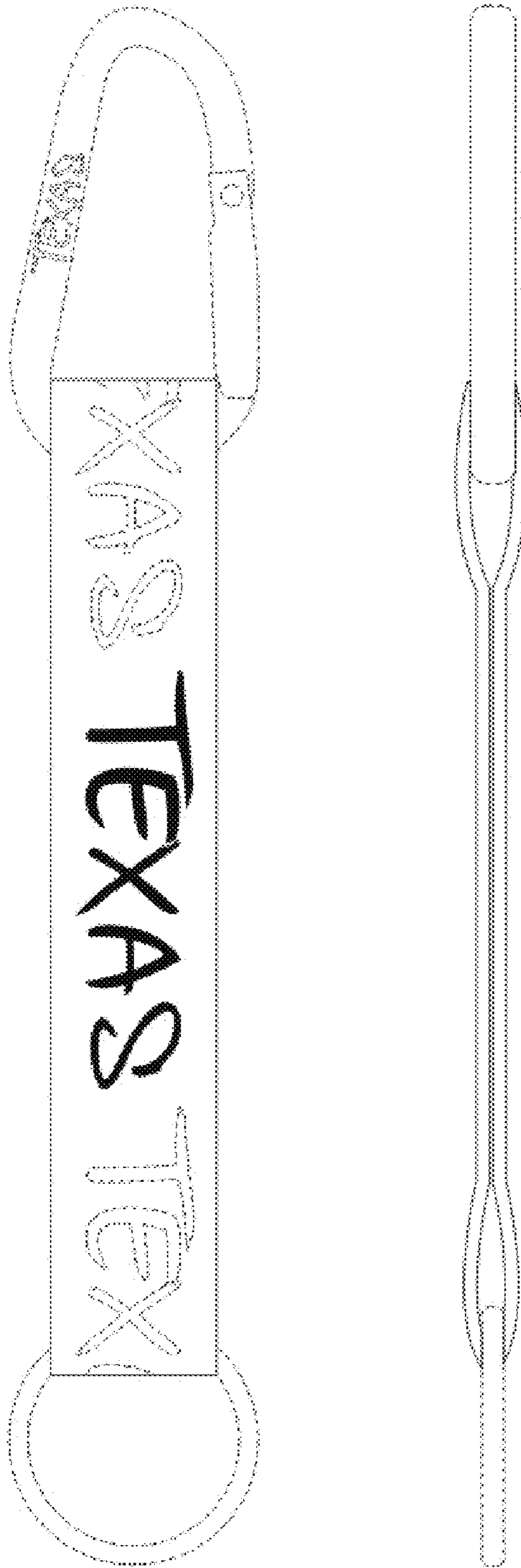


FIG. 40