



US00D652182S

(12) **United States Design Patent**
Seliskar et al.

(10) **Patent No.:** **US D652,182 S**
(45) **Date of Patent:** **** Jan. 10, 2012**

(54) **CAT SCRATCHER**

(75) Inventors: **Jill Seliskar**, Morrilton, AR (US); **Dan Peacock**, Morrilton, AR (US); **Kristie Hamilton**, Morrilton, AR (US)

(73) Assignee: **Cat Claws, Inc.**, Morrilton, AR (US)

(**) Term: **14 Years**

(21) Appl. No.: **29/379,693**

(22) Filed: **Nov. 23, 2010**

(51) **LOC (9) Cl.** **30-99**

(52) **U.S. Cl.** **D30/160; D6/349; D6/601; D30/118**

(58) **Field of Classification Search** **D30/118, D30/160; D6/349, 382, 595, 596, 601; 119/702, 119/706-711, 28.5**

See application file for complete search history.

(56) **References Cited**

U.S. PATENT DOCUMENTS

189,676	A	*	4/1877	Adams	52/592.6
D527,110	S	*	8/2006	Mock	D25/49
D534,693	S	*	1/2007	Northrop	D30/118
D589,567	S	*	3/2009	Roberts	D21/324

* cited by examiner

Primary Examiner — **Cathy A MacCormac**

(74) *Attorney, Agent, or Firm* — **Dennis B. Haase**

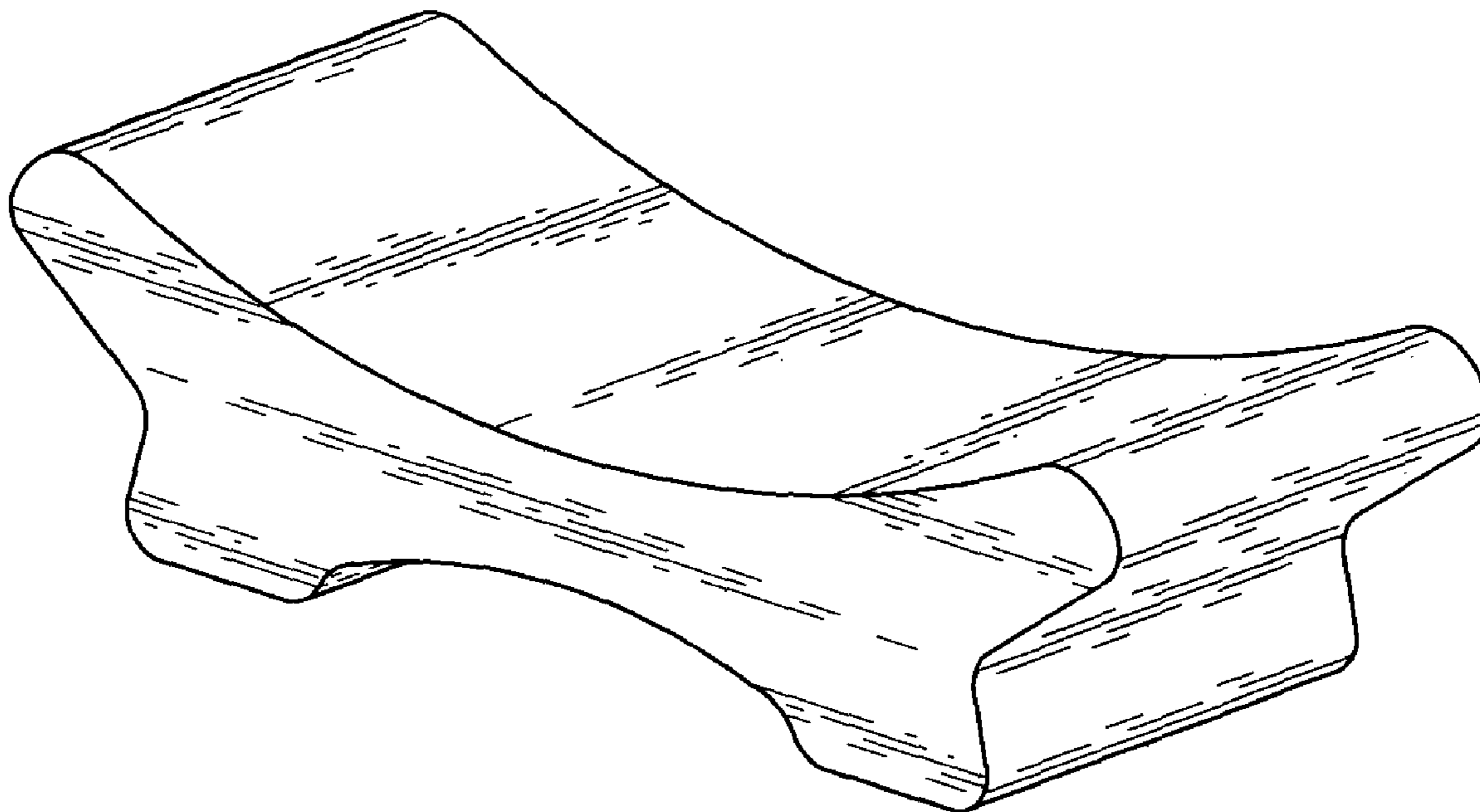
(57) **CLAIM**

The ornamental design for a cat scratcher, substantially as shown.

DESCRIPTION

FIG. 1 is a perspective view of a cat scratcher of the present invention;
FIG. 2 is a right side view thereof;
FIG. 3 is a top plan view thereof;
FIG. 4 is a front elevation view thereof, the rear view being a mirror image of this elevation; and,
FIG. 5 is a bottom plan view thereof.

1 Claim, 1 Drawing Sheet




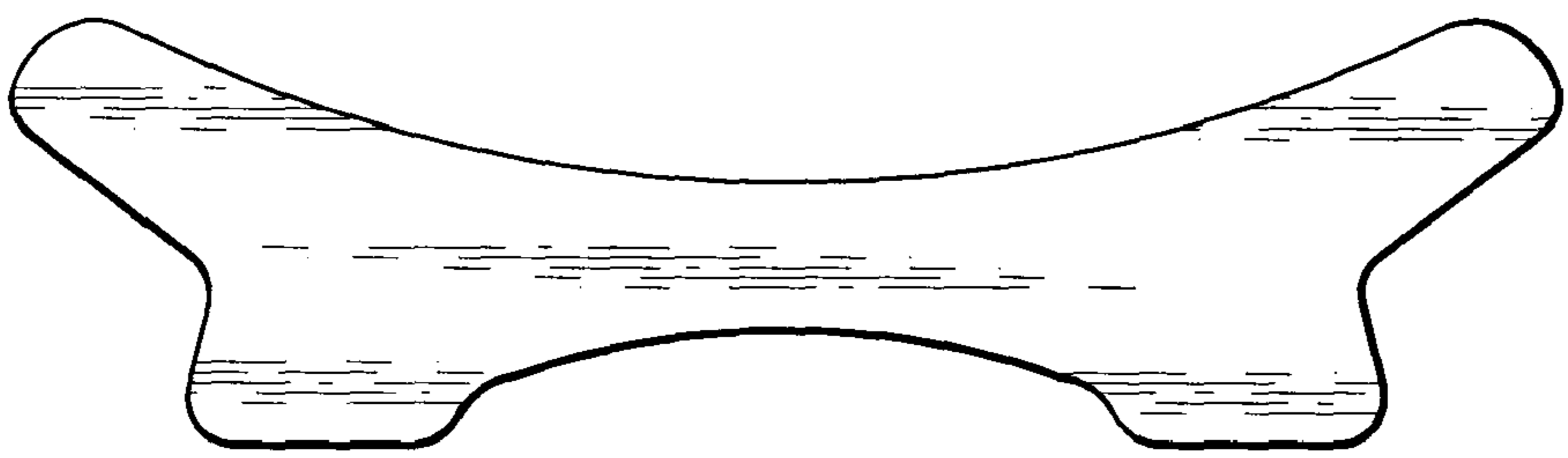
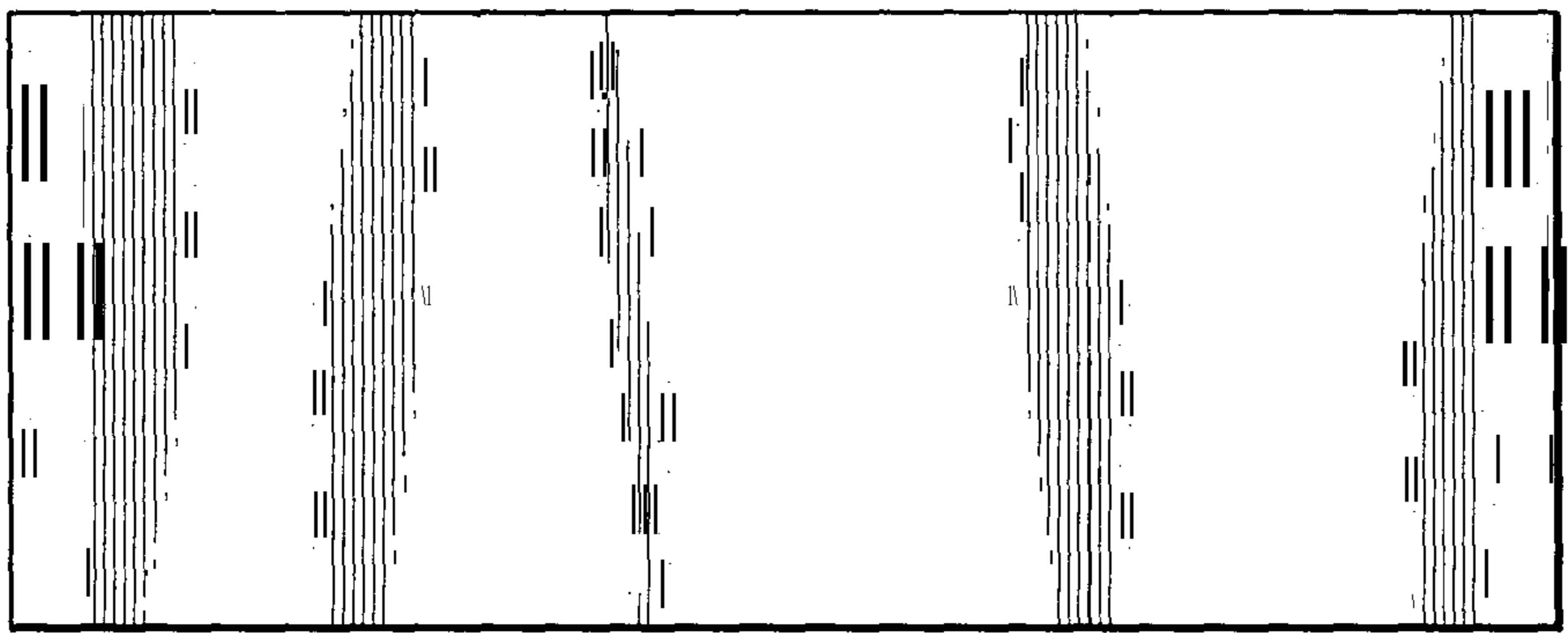
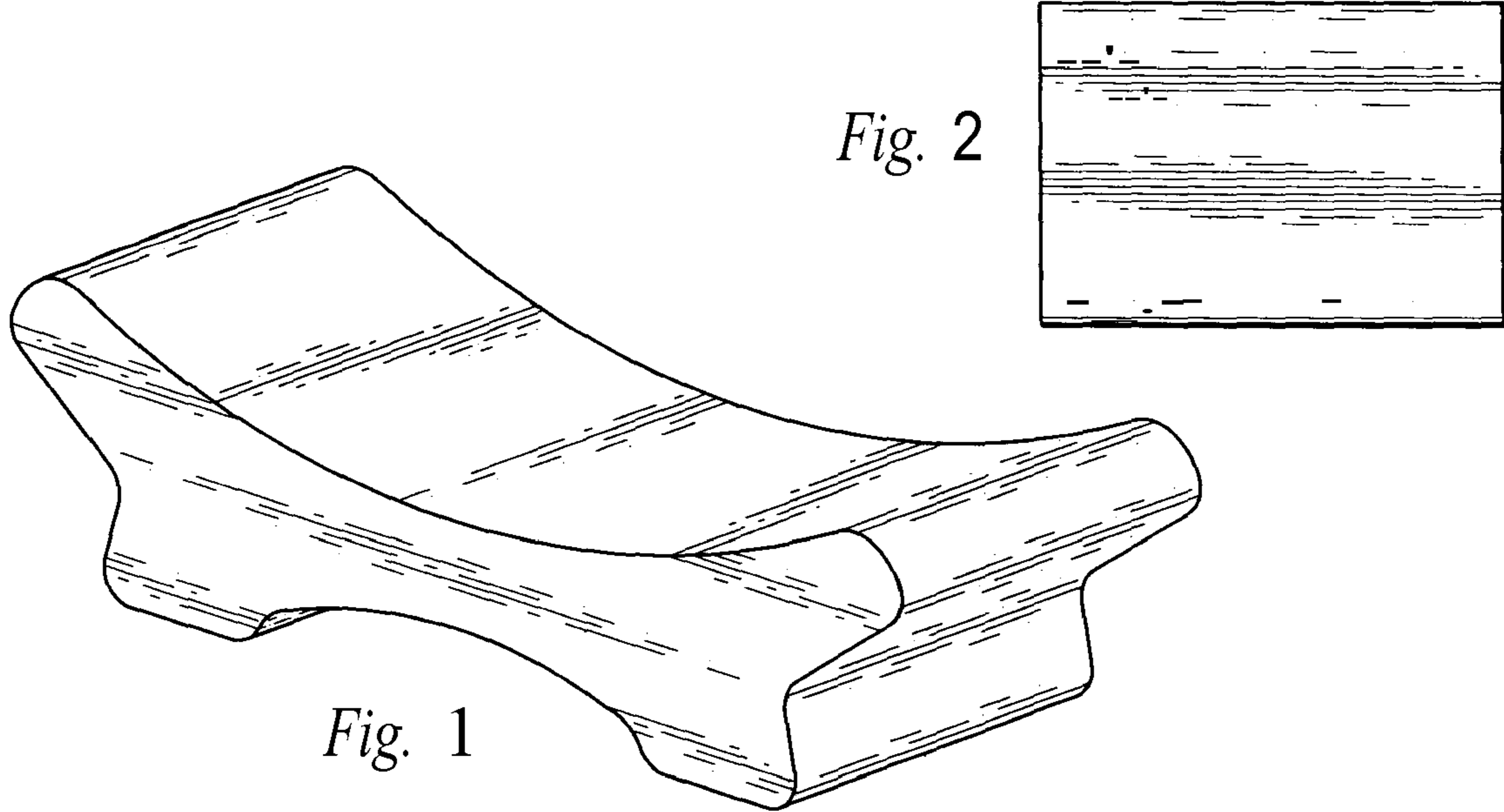


Fig. 3

Fig. 4

Fig. 5