



US00D652172S

(12) **United States Design Patent**
Todd et al.

(10) **Patent No.:** **US D652,172 S**
(45) **Date of Patent:** **** Jan. 10, 2012**

(54) **WRIST GUARD COVER**

(76) Inventors: **Herbert D. Todd**, Hayward, CA (US);
Tracy A. Todd, Hayward, CA (US)

(**) Term: **14 Years**

(21) Appl. No.: **29/392,768**

(22) Filed: **May 26, 2011**

(51) **LOC (9) Cl.** **29-02**

(52) **U.S. Cl.** **D29/120.1**

(58) **Field of Classification Search** D2/610,
D2/612, 614-623; D29/113, 115, 116.2,
D29/117.1-119, 120.1, 123; 2/16, 19, 20,
2/159, 161.1-161.8, 162, 198, 170, 455,
2/908, 910, 917; D24/190, 206, 188, 189,
D24/208; D28/63; D32/40, 42, 43, 41; D21/807;
D3/215, 224, 226, 218; 224/219, 222, 267,
224/237; 40/586, 633; 15/104.94, 107, 227;
D4/134; D20/33; D6/309; D5/47
See application file for complete search history.

(56) **References Cited**

U.S. PATENT DOCUMENTS

| | | | | | | |
|-----------|----|---|---------|-------------------|-------|---------|
| D118,326 | S | * | 12/1939 | Wechsler | | D5/47 |
| D201,341 | S | * | 6/1965 | Davis | | D5/47 |
| 6,449,772 | B1 | * | 9/2002 | Donner | | 2/170 |
| 7,200,870 | B1 | * | 4/2007 | Kolk | | 2/16 |
| D565,189 | S | * | 3/2008 | Gramza et al. | | D24/190 |
| 7,383,591 | B1 | * | 6/2008 | Getzwiller et al. | | 2/161.1 |
| D580,064 | S | * | 11/2008 | Lin et al. | | D24/190 |
| D580,555 | S | * | 11/2008 | Lin et al. | | D24/190 |
| D589,263 | S | * | 3/2009 | Wang | | D5/47 |

| | | | | | | |
|----------|---|---|---------|--------------|-------|-----------|
| D617,502 | S | * | 6/2010 | Chalk et al. | | D29/120.1 |
| D623,758 | S | * | 9/2010 | Chiang | | D24/190 |
| D629,912 | S | * | 12/2010 | Chiang | | D24/190 |

* cited by examiner

Primary Examiner — Raphael Barkai

Assistant Examiner — Randall H Gholson

(74) *Attorney, Agent, or Firm* — QuickPatents, Inc.; Kevin Prince

(57) **CLAIM**

We claim the ornamental design for a wrist guard cover, as shown and described.

DESCRIPTION

FIG. 1 is a perspective view of a wrist guard cover, showing our new design;

FIG. 2 is a front elevational view thereof;

FIG. 3 is a rear elevational view thereof;

FIG. 4 is a left-side elevational view thereof;

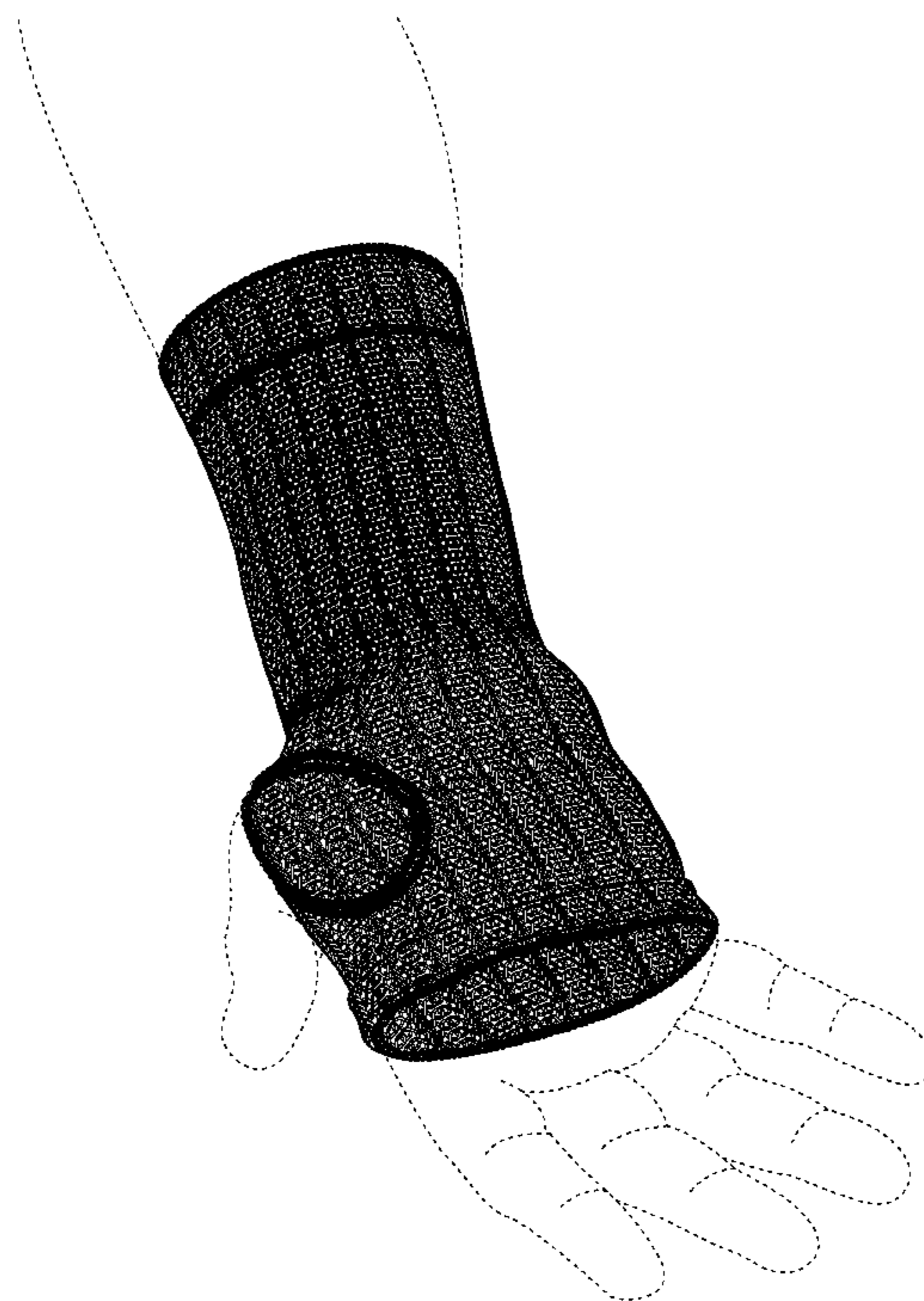
FIG. 5 is a right-side elevational view thereof;

FIG. 6 is a top plan view thereof; and,

FIG. 7 is a bottom plan view thereof.

The broken lines showing a hand in FIG. 1 depict environmental matter and form no part of the claimed design. A wrist guard cover for the right hand is illustrated in the drawings, it being understood that a wrist guard cover for the left hand is a mirror image thereof.

1 Claim, 4 Drawing Sheets



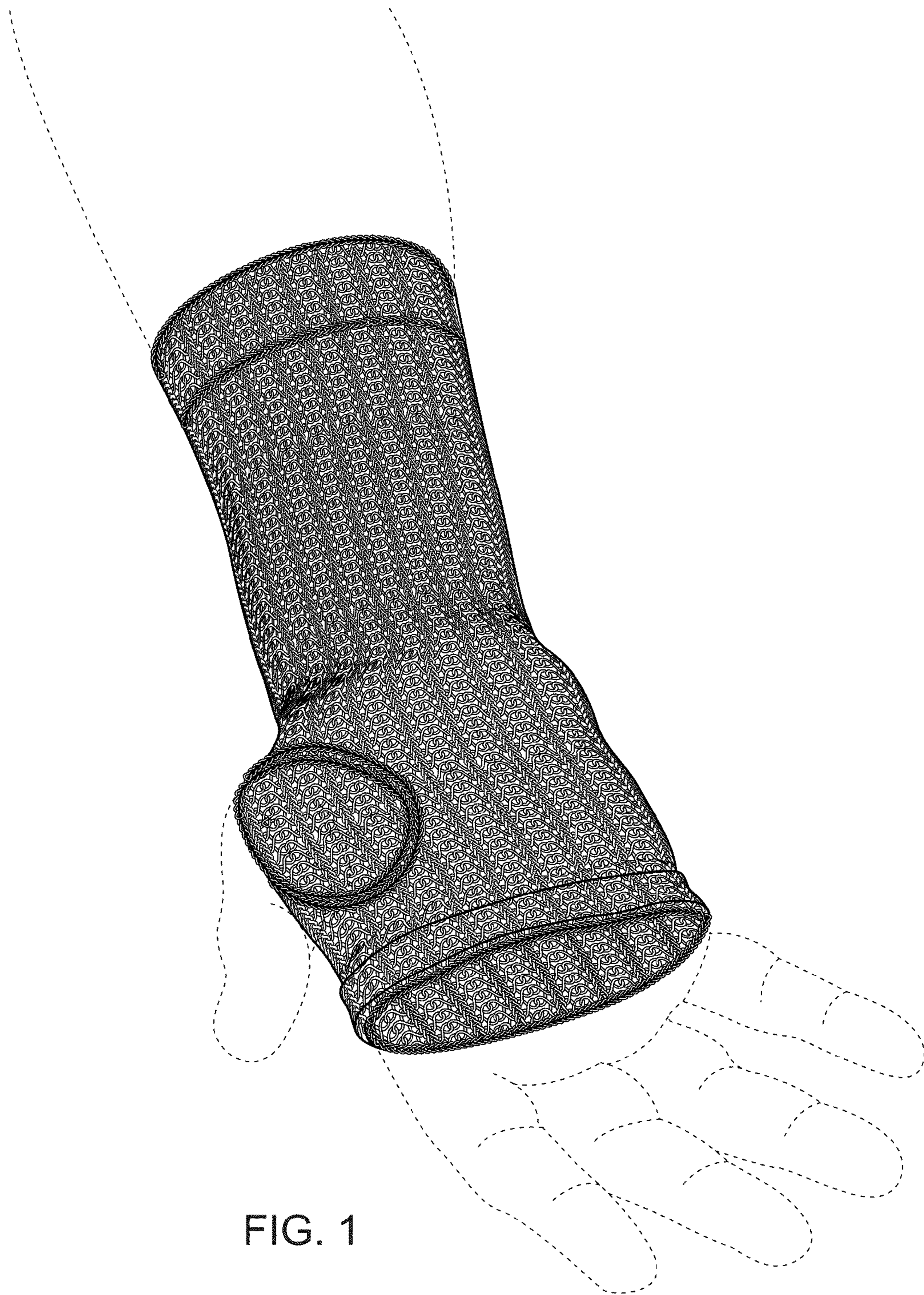


FIG. 1

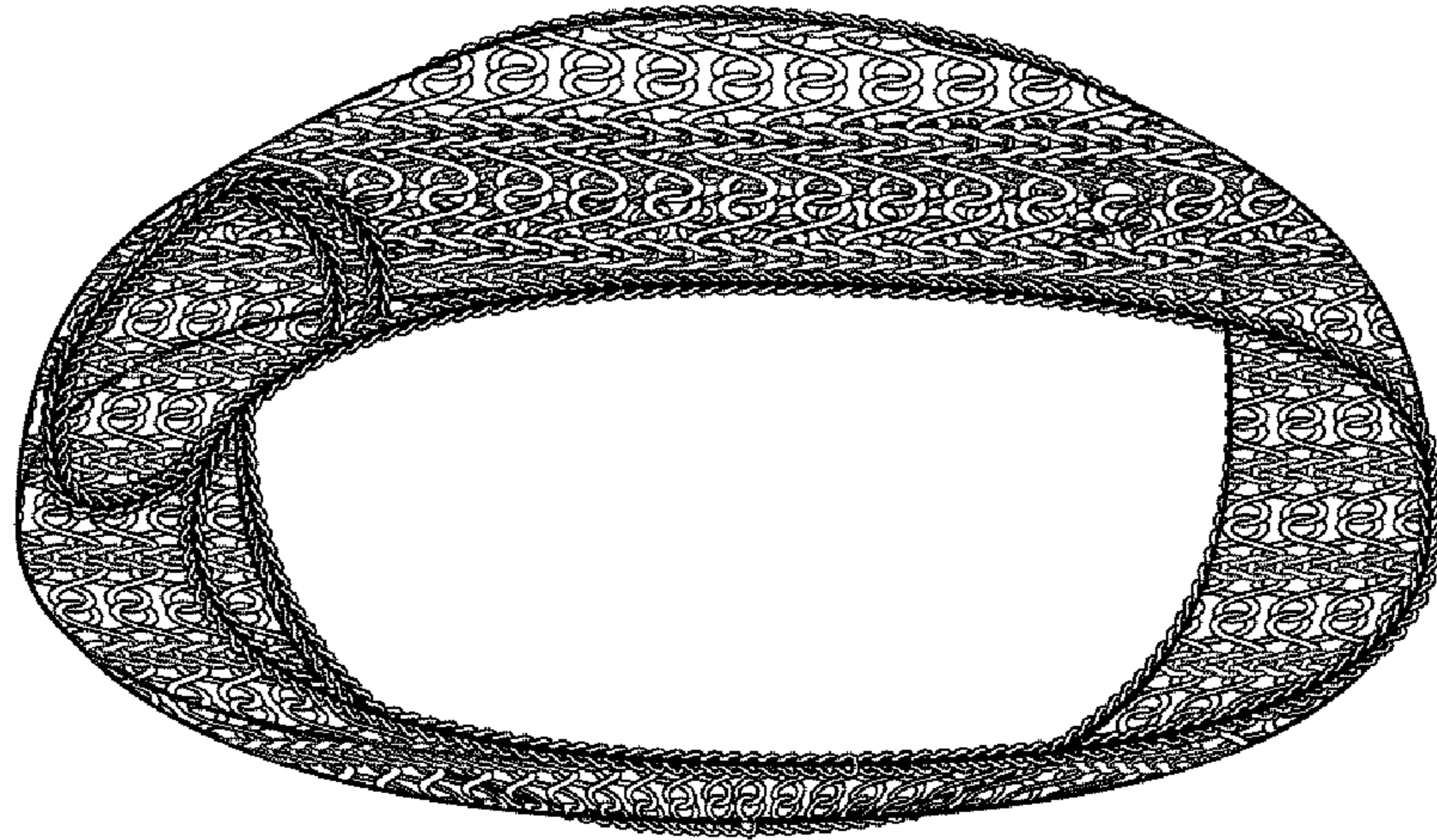


FIG. 2

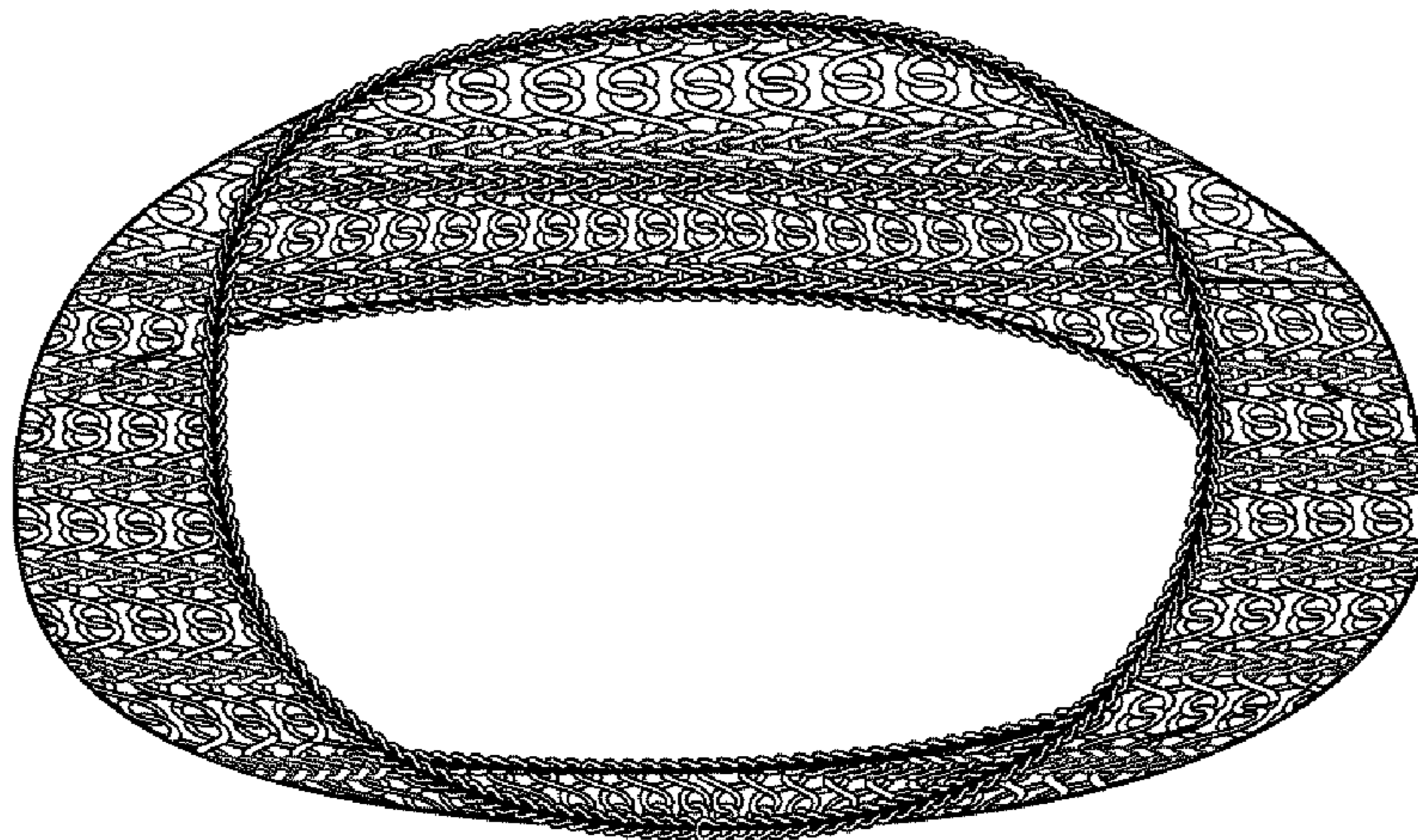


FIG. 3




FIG. 4




FIG. 5




FIG. 6




FIG. 7