



US00D652164S

(12) **United States Design Patent**
Sherry et al.

(10) **Patent No.:** **US D652,164 S**
(45) **Date of Patent:** **** Jan. 10, 2012**

(54) **CIGAR AND CIGARETTE HOLDER**

(76) Inventors: **Robert Sherry**, St. Charles, IL (US);
Patricia Sherry, St. Charles, IL (US)

(**) Term: **14 Years**

(21) Appl. No.: **29/392,932**

(22) Filed: **May 27, 2011**

(51) **LOC (9) Cl.** **27-06**

(52) **U.S. Cl.** **D27/192**

(58) **Field of Classification Search** D27/101,
D27/194, 163, 102, 103, 104, 105, 118, 133,
D27/135, 126, 123, 124, 136, 125, 183, 188,
D27/162, 164, 186, 189, 144, 175, 134, 115,
D27/139, 154, 157, 141, 147, 153, 158, 155,
D27/156, 143, 195, 173, 161, 152, 192; 131/180,
131/330, 201, 231, 241, 242, 256, 173, 185,
131/196, 199; 431/129-153, 253-257, 273-277;
D12/199; 229/146; 206/268, 246, 85, 86,
206/105, 106, 108, 137; D3/294, 304, 313,
D3/320, 328; D34/1, 6, 7, 8; D11/143, 144,
D11/145, 146, 154, 153, 149; D9/500, 505,
D9/545, 522, 523, 542, 415, 548, 503; D7/300,
D7/316, 523, 400, 416, 417; D6/515, 553,
D6/567

See application file for complete search history.

(56) **References Cited**

U.S. PATENT DOCUMENTS

D207,824 S * 5/1967 Ostrand et al. D27/120
3,853,263 A * 12/1974 Otsuka 232/43.1

D302,050 S * 7/1989 Ingrisani D27/104
D355,995 S * 3/1995 Stoddard et al. D6/450
D360,109 S * 7/1995 Blankenburg et al. D7/515
D370,829 S * 6/1996 Neale D7/515
D380,862 S * 7/1997 Hasselgren et al. D27/192
D395,731 S * 6/1998 Olis D27/192
D405,224 S * 2/1999 Falconio D27/183
D421,167 S * 2/2000 Bacon et al. D34/1
D425,706 S * 5/2000 Calderone D4/116
D448,282 S * 9/2001 O'Hair D9/668
D467,685 S * 12/2002 Nista et al. D27/183
D560,510 S * 1/2008 Lepoitevin D9/668
D604,562 S * 11/2009 Lopez D7/515
D612,536 S * 3/2010 Panozzo et al. D27/120
D636,682 S * 4/2011 Gilliard, II D9/668

* cited by examiner

Primary Examiner — Kevin Rudzinski

(74) *Attorney, Agent, or Firm* — Ryndak & Suri LLP

(57) **CLAIM**

I claim the ornamental design for a cigar and cigarette holder,
as shown.

DESCRIPTION

FIG. 1 is a perspective view of the cigar and cigarette holder
of the invention.

FIG. 2 is a front elevation view of the cigar and cigarette
holder.

FIG. 3 is a side elevation view of the cigar and cigarette
holder.

FIG. 4 is a top plan view of the cigar and cigarette holder; and,
FIG. 5 is a bottom plan view of the cigar and cigarette holder.

1 Claim, 2 Drawing Sheets

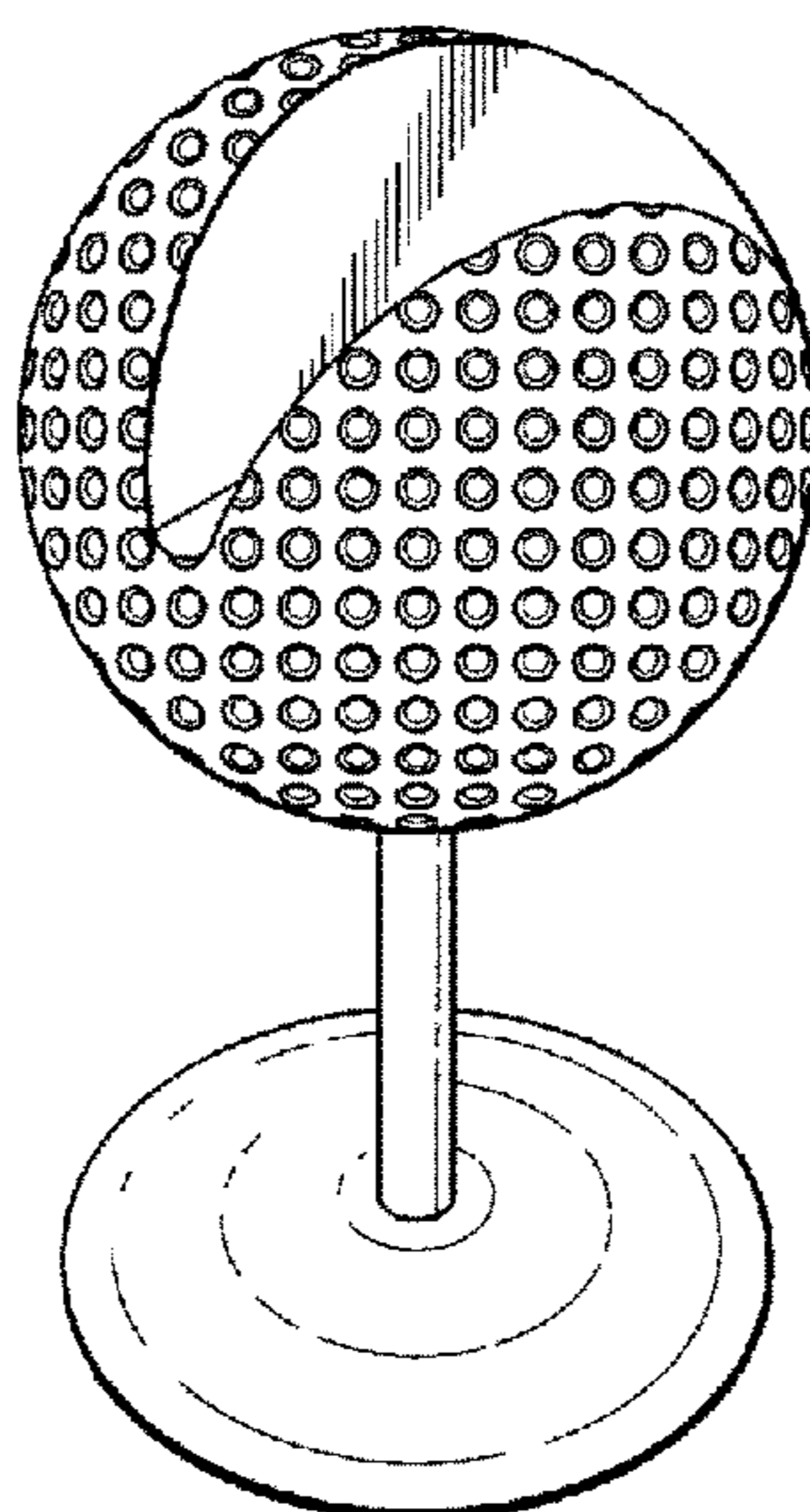


Fig. 1

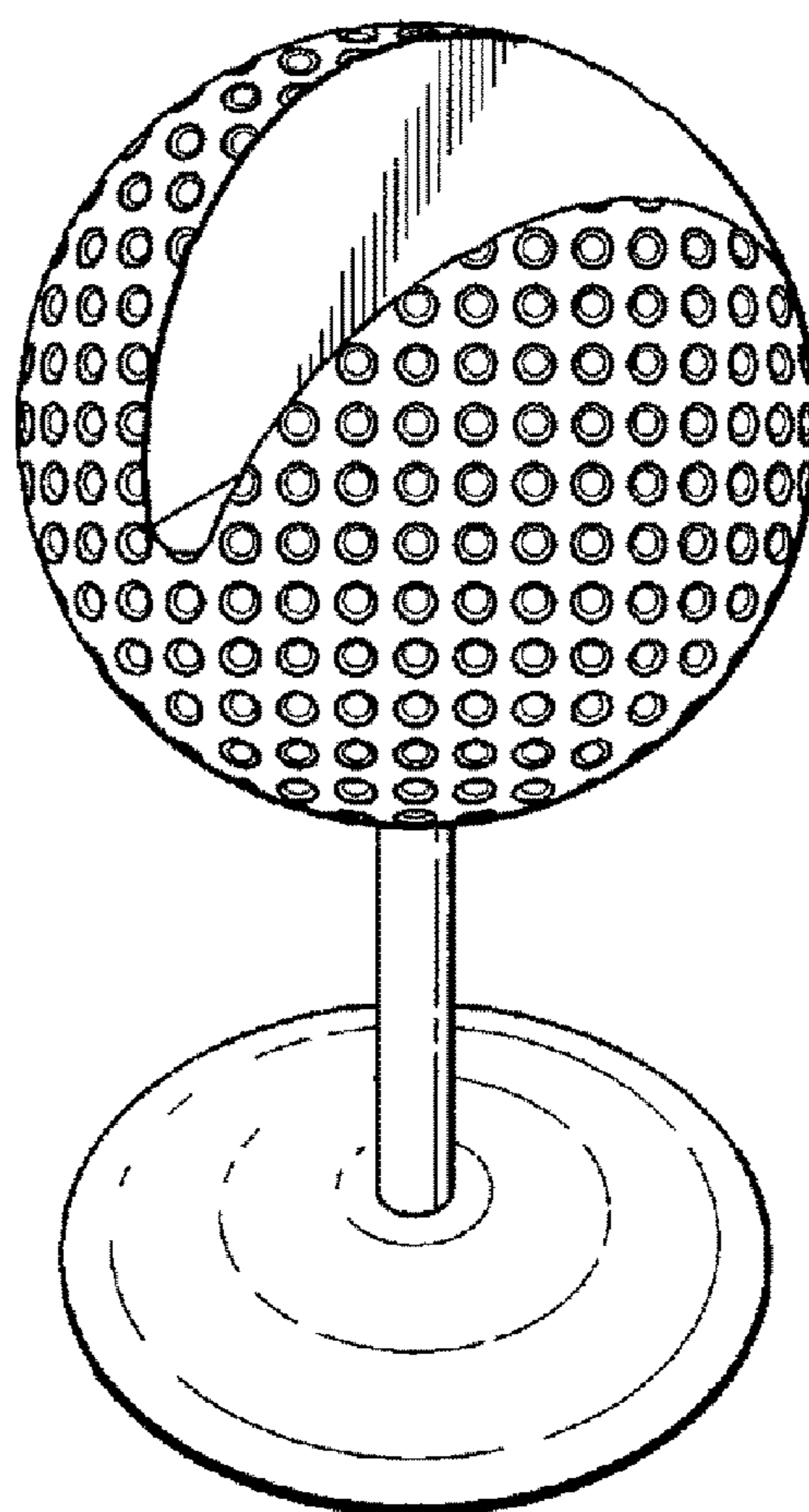


Fig. 2

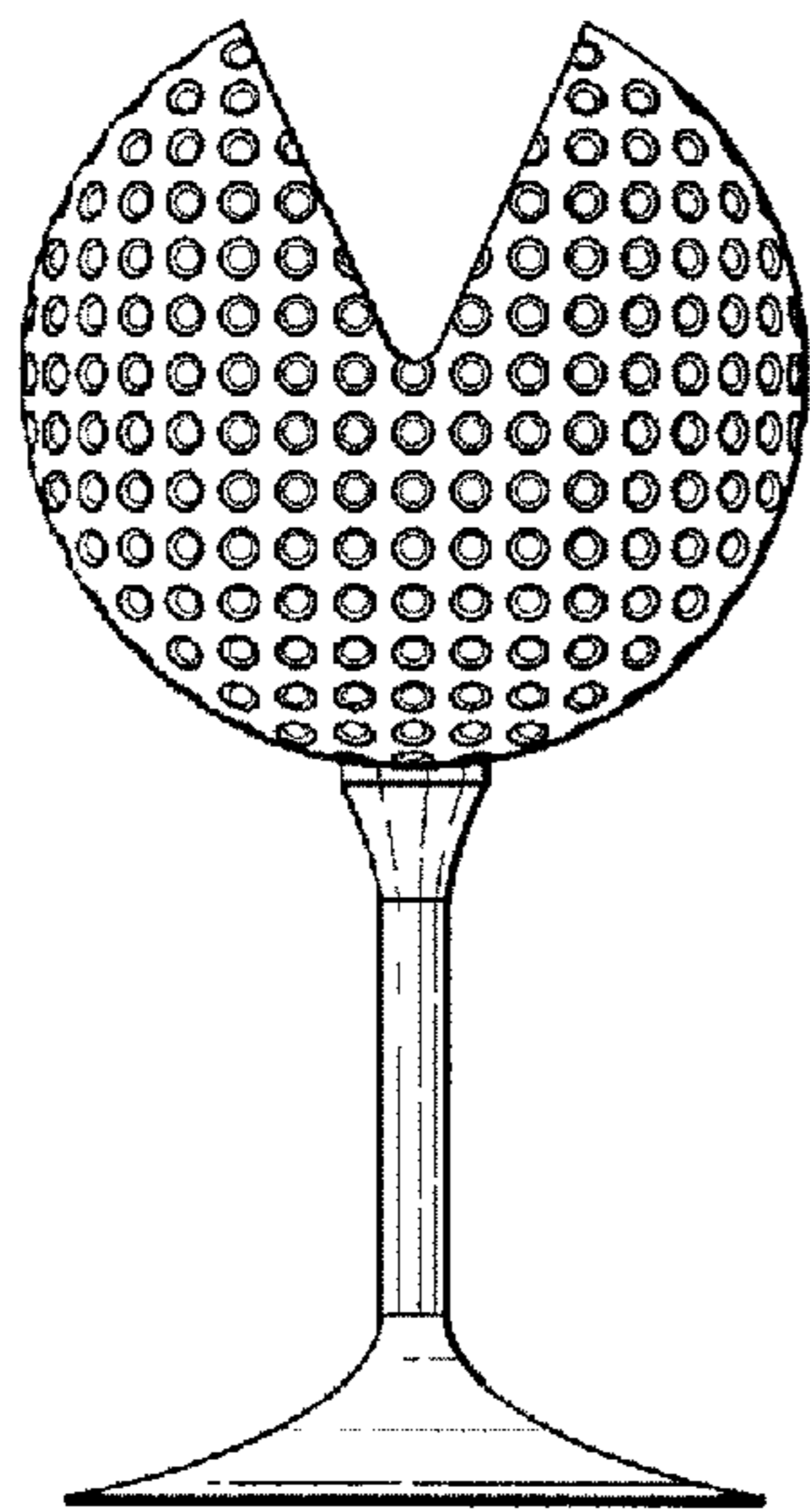


Fig. 3

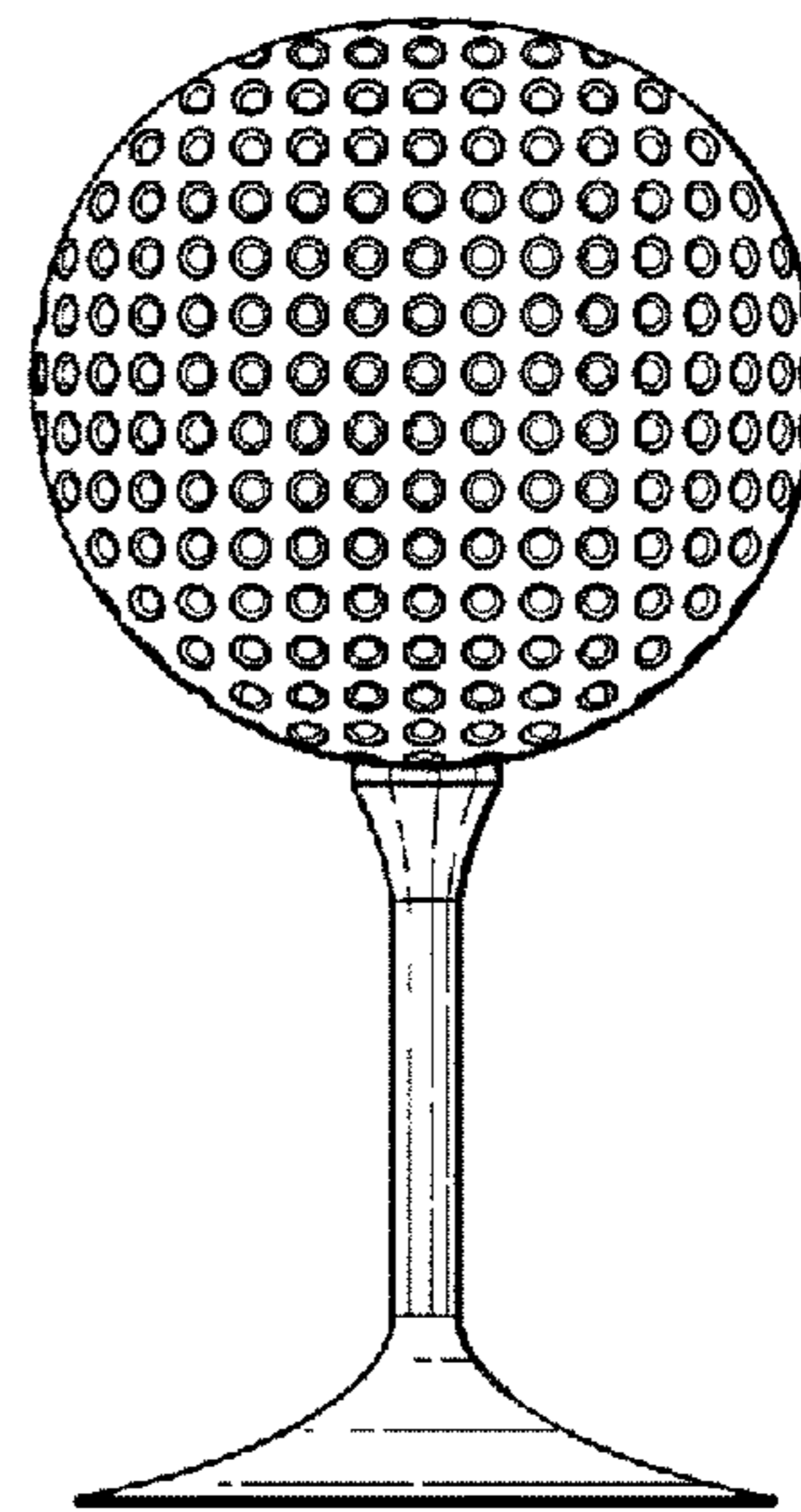


Fig. 4

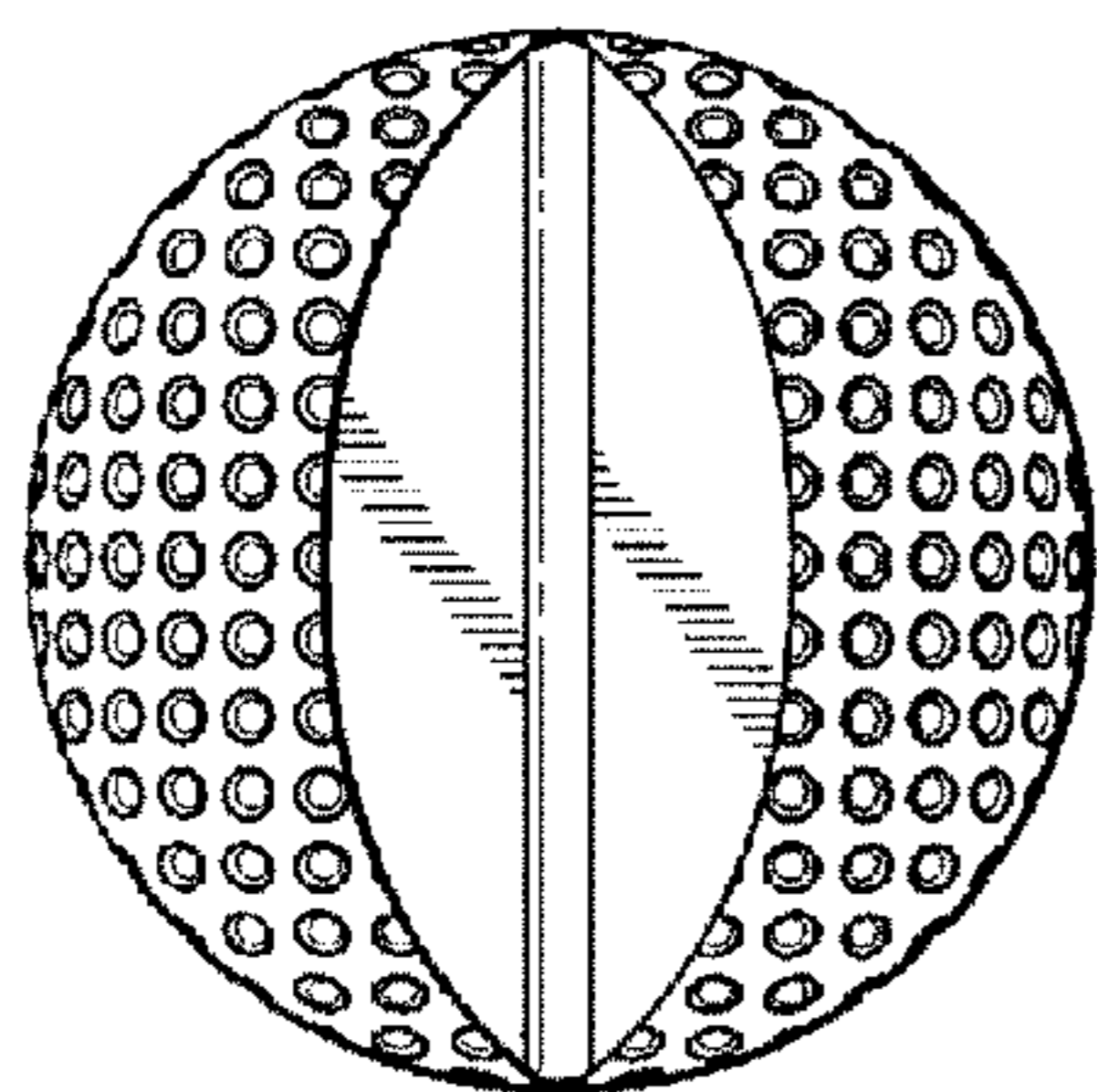


Fig. 5

