

US00D652160S

(12) **United States Design Patent**
Brown

(10) **Patent No.:** **US D652,160 S**

(45) **Date of Patent:** **** Jan. 10, 2012**

(54) **LED GROW LIGHT**

(76) **Inventor:** **Preston Douglas Brown**, San Francisco, CA (US)

(**) **Term:** **14 Years**

(21) **Appl. No.:** **29/360,673**

(22) **Filed:** **Apr. 29, 2010**

(51) **LOC (9) Cl.** **26-05**

(52) **U.S. Cl.** **D26/24**

(58) **Field of Classification Search** D26/24,
D26/1, 2, 25, 26, 37, 72, 73, 74, 77, 93, 104,
D26/113, 118, 55, 85, 86, 88; D13/180,
D13/182; 362/555, 563, 576, 145, 147, 148,
362/153, 157, 186, 290, 294, 317, 335, 351,
362/364, 373, 800, 805, 806, 231; 47/58.1 LS
See application file for complete search history.

(56) **References Cited**

U.S. PATENT DOCUMENTS

D332,318	S	*	1/1993	Reding	D26/24
6,655,814	B1	*	12/2003	Tagawa et al.	362/183
D485,932	S	*	1/2004	Crane	D26/76
7,160,717	B2	*	1/2007	Everett	435/286.2
D576,333	S	*	9/2008	Benensohn	D26/72
D593,697	S	*	6/2009	Liu et al.	D26/74
D604,871	S	*	11/2009	Denton	D26/24
D613,445	S	*	4/2010	Beghelli	D26/74

D634,060	S	*	3/2011	Wardenburg	D26/118
D637,752	S	*	5/2011	Mekhtarian	D26/72
D640,817	S	*	6/2011	Salessi	D26/63
D640,822	S	*	6/2011	Wildner	D26/89
2009/0288340	A1	*	11/2009	Hess	47/58.1 LS

* cited by examiner

Primary Examiner — Angela J Lee

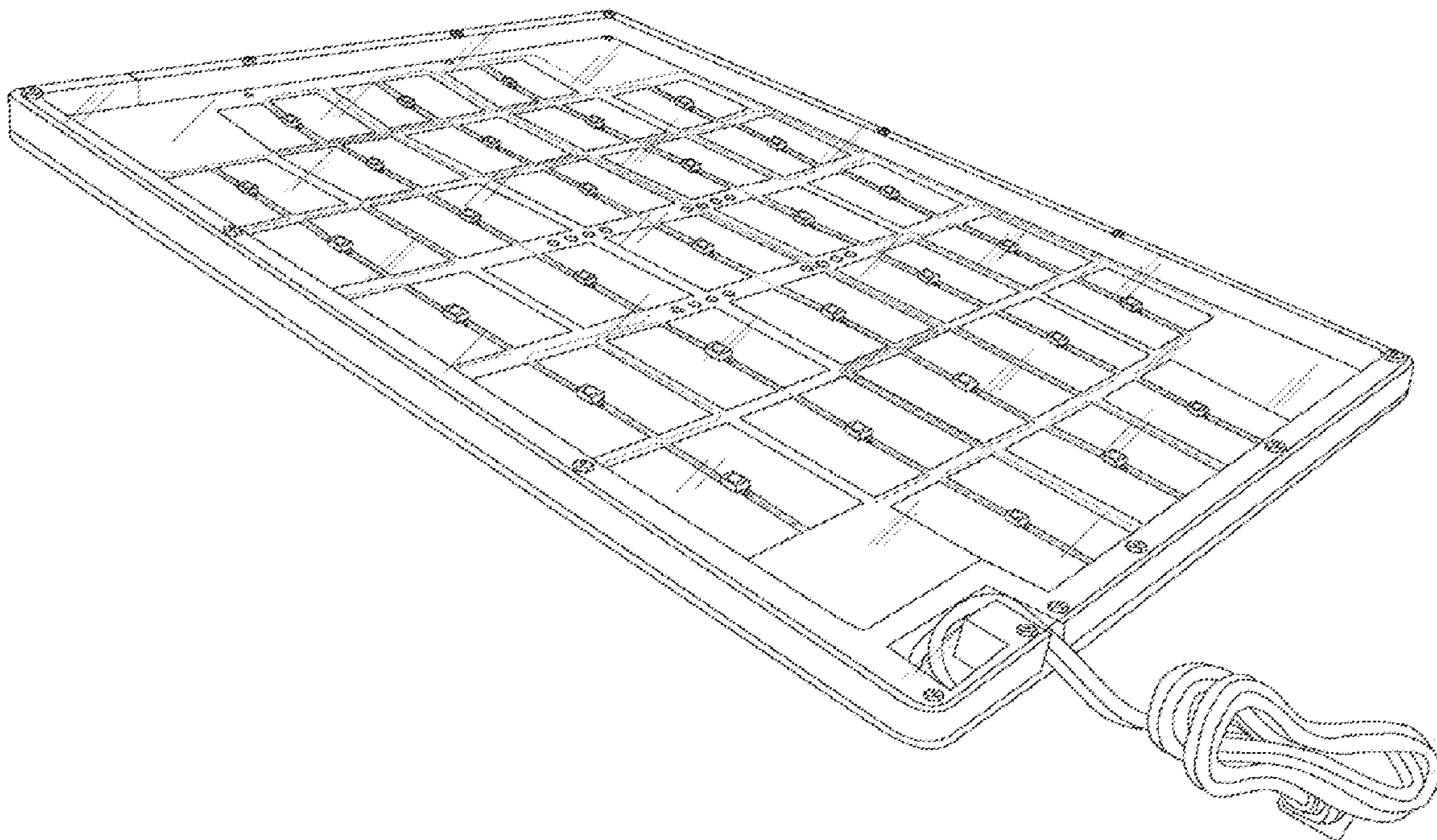
(57) **CLAIM**

The ornamental design for an LED grow light, as shown and described.

DESCRIPTION

FIG. 1 shows a top right perspective view of an LED grow light embodying my new design;
 FIG. 2 shows a top plan view thereof, but with the cord and plug in an alternate position;
 FIG. 3 shows a bottom elevational view thereof, but with the cord and plug in an alternate position;
 FIG. 4 shows a right side elevational view thereof, but with the plug and portions of the cord omitted for ease of illustration;
 FIG. 5 shows a left side elevational view thereof;
 FIG. 6 shows a front side elevational view thereof;
 FIG. 7 shows a rear side elevational view thereof, and,
 FIG. 8 shows a bottom left perspective view thereof, but with the cord and plug in an alternate position.

1 Claim, 6 Drawing Sheets



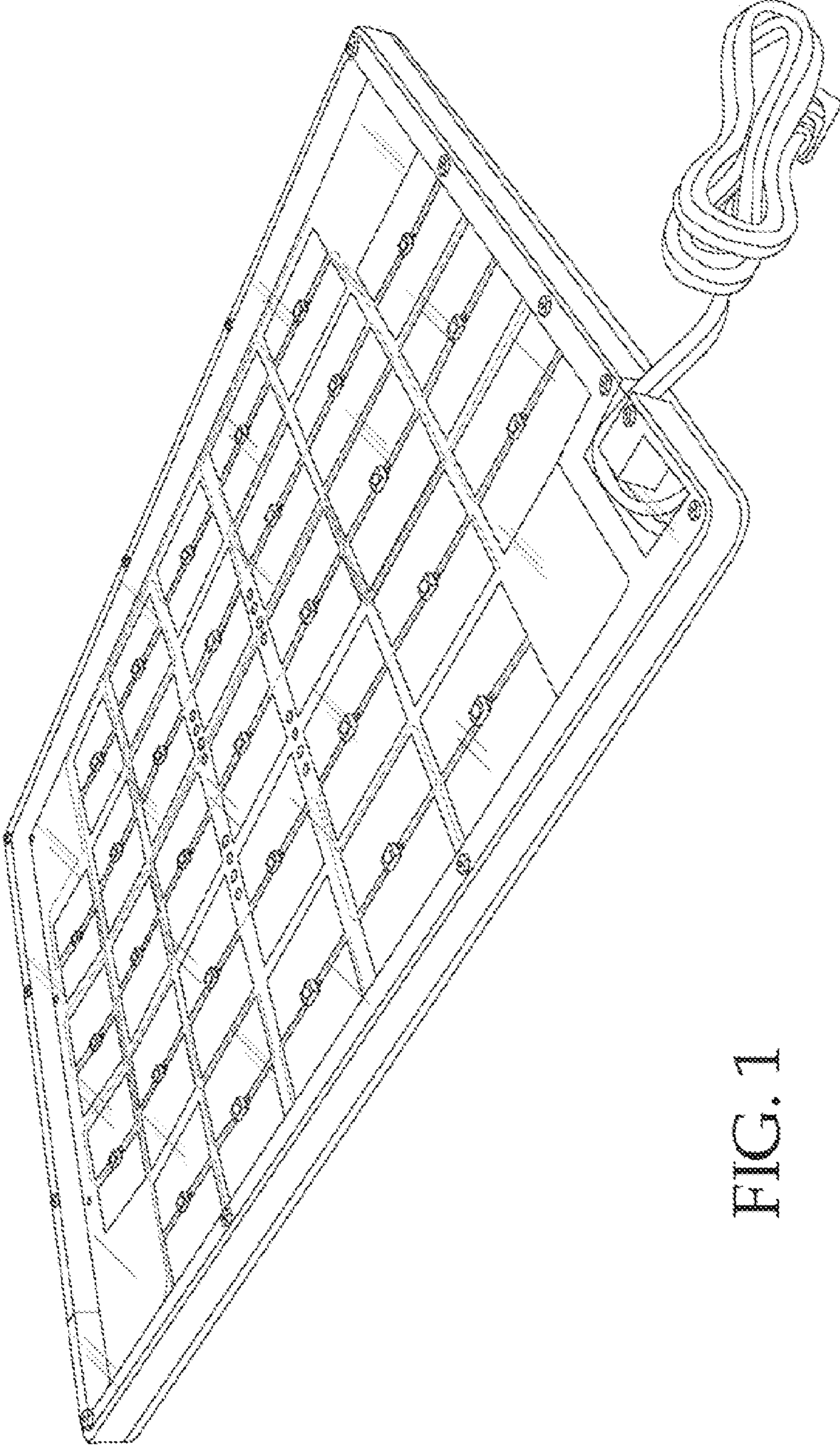


FIG. 1

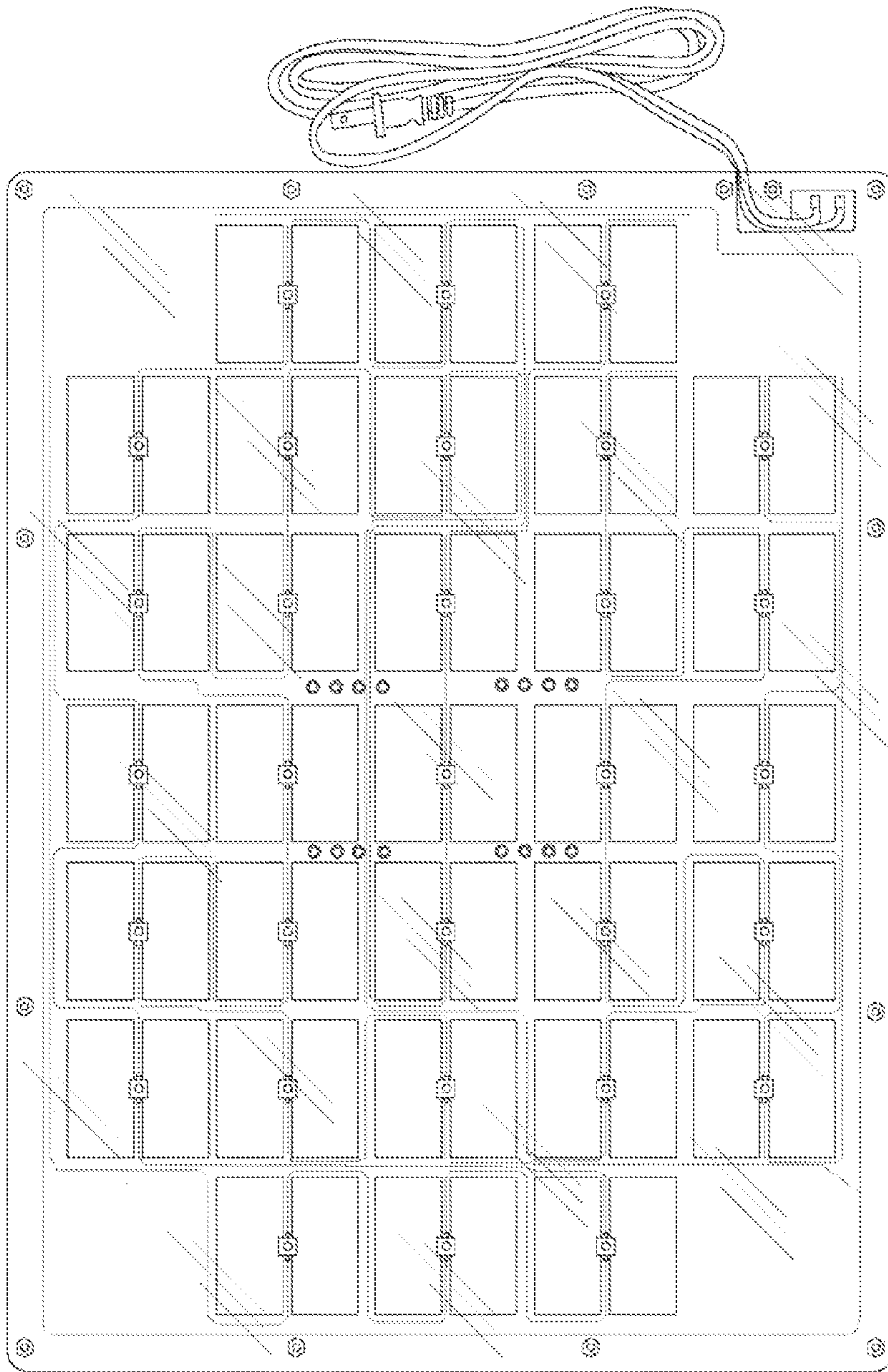


FIG. 2




FIG. 3

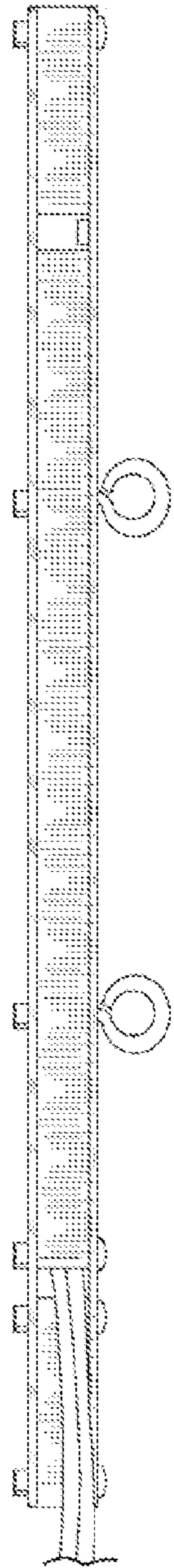


FIG. 4

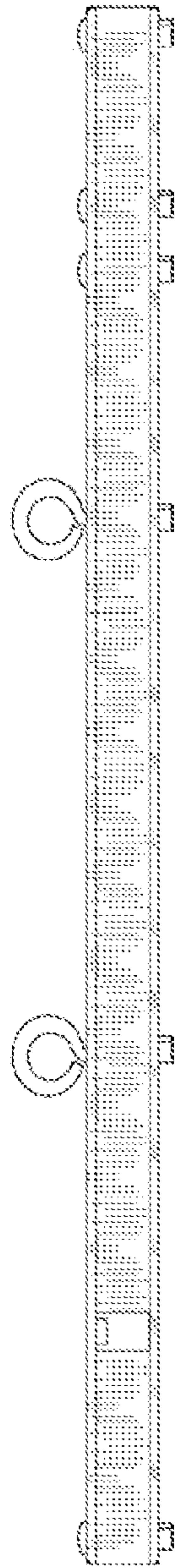


FIG. 5

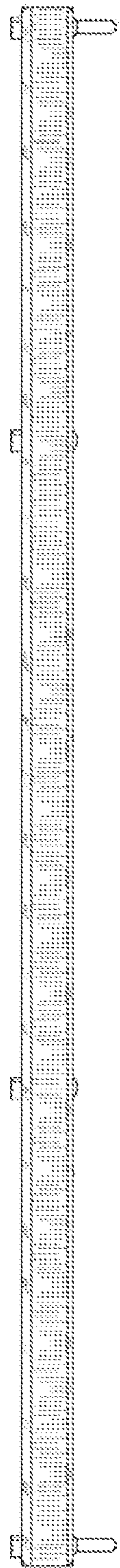


FIG. 6




FIG. 7

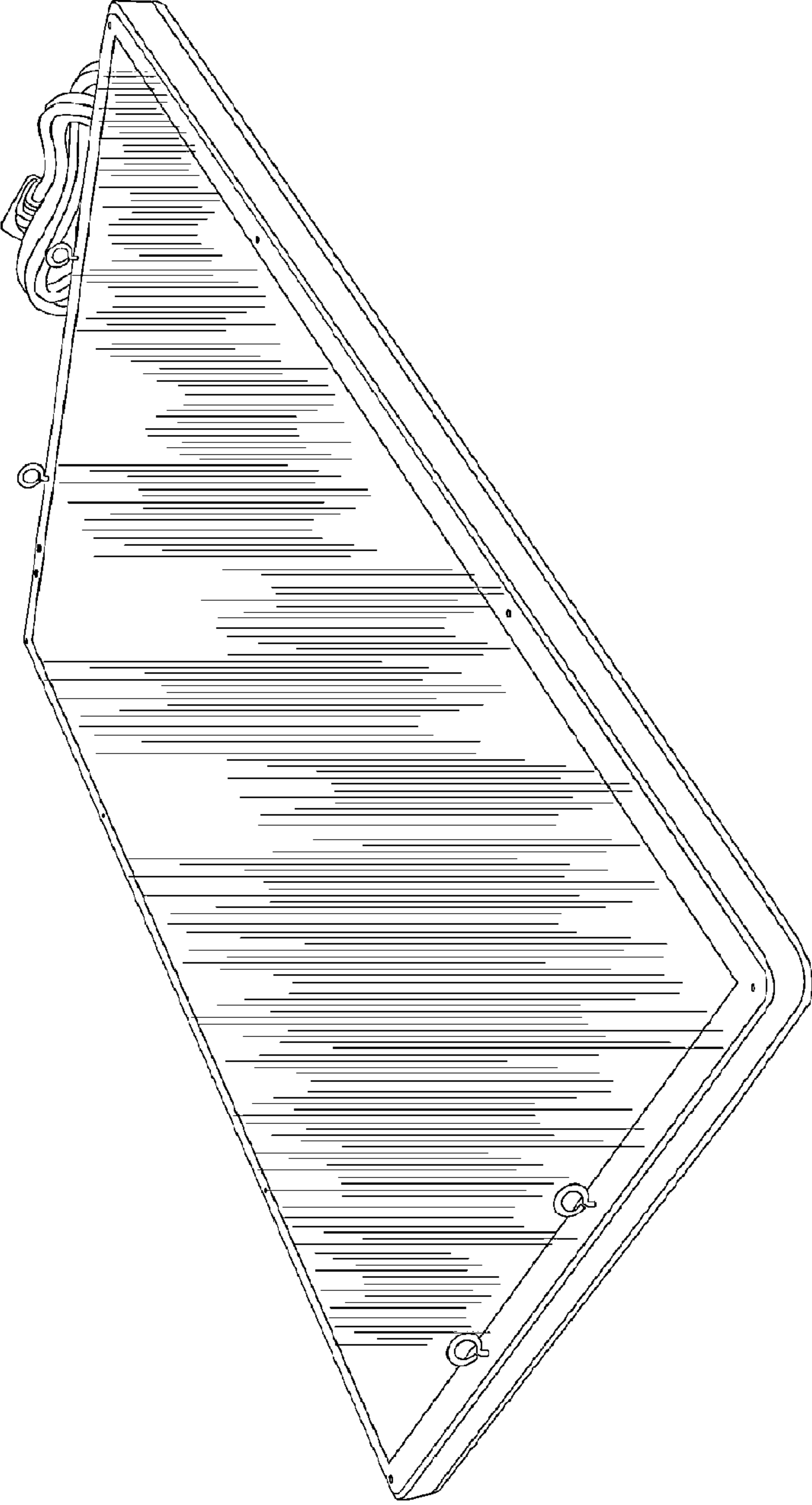


FIG. 8