



US00D652159S

(12) **United States Design Patent**
Wang

(10) **Patent No.:** **US D652,159 S**
(45) **Date of Patent:** **** Jan. 10, 2012**

(54) **LOWER PLASTIC COMPONENT OF ENERGY SAVING LAMP**

D549,362 S * 8/2007 To et al. D26/3
D560,288 S * 1/2008 Itaya et al. D26/3
D577,133 S * 9/2008 Xu et al. D26/3

(75) Inventor: **Yixiao Wang**, Dongyang (CN)

* cited by examiner

(73) Assignee: **Tospo Electronics Co., Ltd.**, Zhejiang (CN)

Primary Examiner — Marcus Jackson

(74) *Attorney, Agent, or Firm* — Hamre, Schumann, Mueller & Larson, P.C.

(**) Term: **14 Years**

(57) **CLAIM**

(21) Appl. No.: **29/354,177**

The ornamental design for a lower plastic component of an energy saving lamp, as shown and described.

(22) Filed: **Jan. 20, 2010**

DESCRIPTION

(30) **Foreign Application Priority Data**

Jul. 22, 2009 (CN) 2009 3 0147323

(51) **LOC (9) Cl.** **26-04**

(52) **U.S. Cl.** **D26/3**

(58) **Field of Classification Search** D26/1-4;
313/313, 315, 316, 317, 318, 493; 315/52,
315/53, 56, 57, 58

See application file for complete search history.


FIG. 1 is a front view of the lower plastic component of an energy saving lamp showing the claimed design;
FIG. 2 is a rear view of the lower plastic component of an energy saving lamp depicted in FIG. 1;
FIG. 3 is a right side view of the lower plastic component of an energy saving lamp depicted in FIG. 1;
FIG. 4 is a left side view of the lower plastic component of an energy saving lamp depicted in FIG. 1;
FIG. 5 is a bottom view of the lower plastic component of an energy saving lamp depicted in FIG. 1;
FIG. 6 is a top view of the lower plastic component of an energy saving lamp depicted in FIG. 1;
FIG. 7 is a perspective view of the lower plastic component of an energy saving lamp depicted in FIG. 1; and,
FIG. 8 is a front perspective view thereof, with the broken line showing for illustrative purposes only and forming no part of the claimed design.

(56) **References Cited**

U.S. PATENT DOCUMENTS

D479,887 S * 9/2003 Kakuno et al. D26/3
D516,230 S * 2/2006 Vakil D26/3
D529,636 S * 10/2006 Kakuno et al. D26/3
D532,533 S * 11/2006 Leung D26/3
D539,447 S * 3/2007 Leung D26/3
D543,291 S * 5/2007 Leung D26/3
D543,645 S * 5/2007 Hawass D26/3

1 Claim, 1 Drawing Sheet






FIG. 1




FIG. 2




FIG. 3




FIG. 4




FIG. 5




FIG. 6




FIG. 7

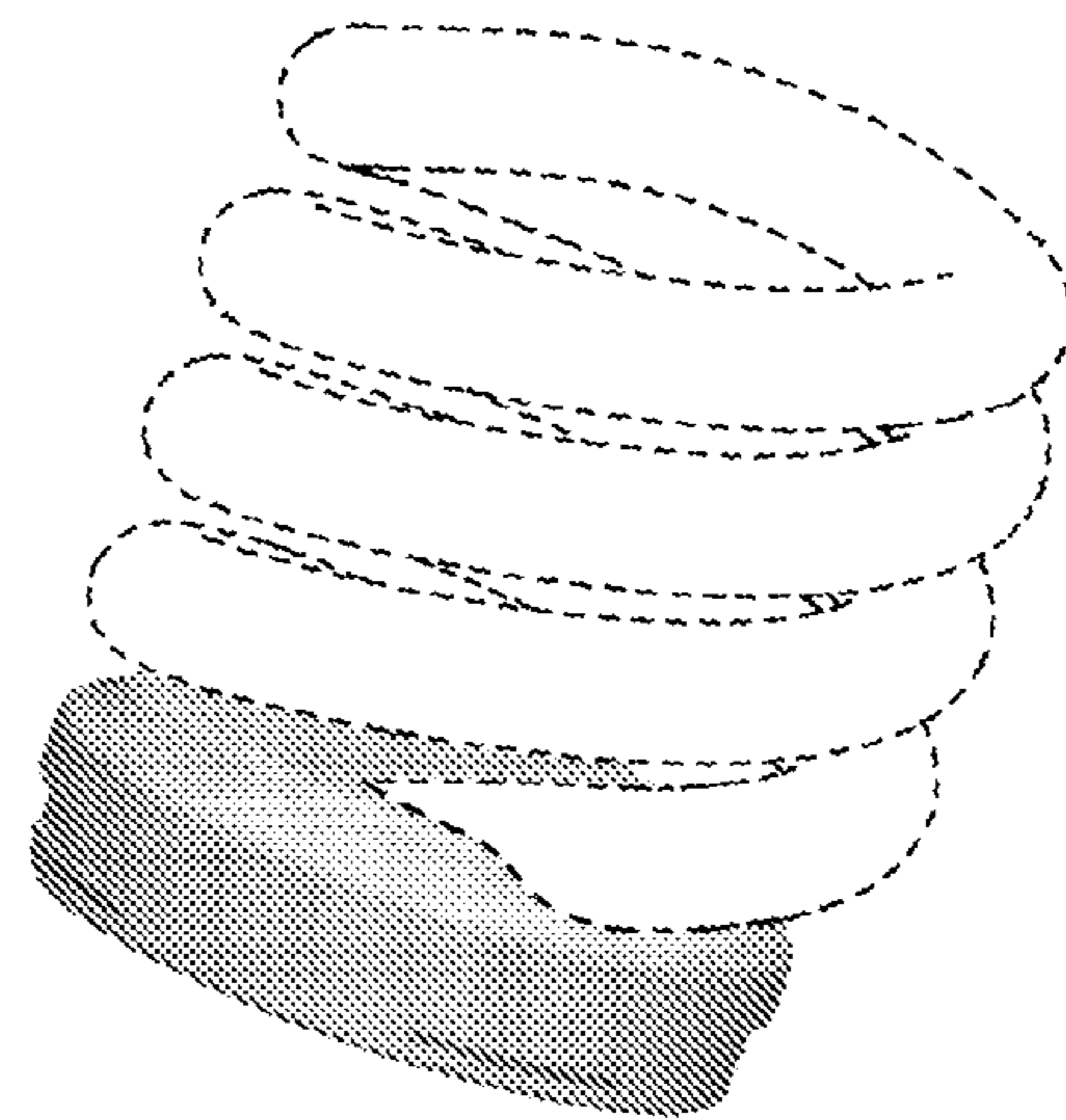


FIG. 8