



US00D652150S

(12) **United States Design Patent**  
**Paxton et al.**

(10) **Patent No.:** **US D652,150 S**  
(45) **Date of Patent:** **\*\* Jan. 10, 2012**

(54) **MOLDED DOOR FACING**

(75) Inventors: **David Paxton**, Doncaster (GB);  
**Gregory J. Wysock**, Sycamore, IL (US);  
**Jason M. Walsh**, Batavia, IL (US);  
**Robert C. Allen**, Elburn, IL (US);  
**Timothy Gouge**, Elgin, IL (US); **Peter**  
**Philip Moran**, Sligo (IE); **Michael**  
**Conlon**, Riverstown (IE); **Cormac**  
**Anthony Kearns**, Ballintogher (IE)

(73) Assignee: **Masonite Corporation**, Tampa, FL (US)

(\*\*) Term: **14 Years**

(21) Appl. No.: **29/358,377**

(22) Filed: **Mar. 26, 2010**

(51) **LOC (9) Cl.** ..... **25-02**

(52) **U.S. Cl.** ..... **D25/48**

(58) **Field of Classification Search** ..... D25/48;  
52/455, 457, 784.1

See application file for complete search history.

(56) **References Cited**

**U.S. PATENT DOCUMENTS**

7,137,232 B2 \* 11/2006 Lynch et al. .... 52/784.1  
D541,947 S \* 5/2007 Schafernak ..... D25/48

**OTHER PUBLICATIONS**

Premdor, Somerset Oak Country, Sep. 15, 2010, <http://www.premdor.co.uk/>.

Premdor, Clear Pine Country, Sep. 15, 2010, <http://www.premdor.co.uk/>.

Jeld-Wen, Oregon Oak, Sep. 15, 2010, <http://www.jeld-wen.co.uk/>.

Howdens Joinery Co., Dordogne Oak, Sep. 15, 2010, <http://www.howdens.com/>.

Magnet Trade, Mexicana Oak, Sep. 15, 2010, <http://www.magnettrade.co.uk/>.

\* cited by examiner

*Primary Examiner* — Doris Clark

(74) *Attorney, Agent, or Firm* — Berenato & White, LLC

(57) **CLAIM**

The ornamental design for a molded door facing, as shown and described.

**DESCRIPTION**

FIG. 1 is a front elevational view of our design, with the rear elevational view being a mirror image thereof;

FIG. 2 is a top plan view;

FIG. 3 is a bottom plan view;

FIG. 4 is a cross-sectional view taken along the line 4-4 of FIG. 1;


FIG. 5 is a fragmentary exploded view taken from FIG. 4;

FIG. 6 is a left side elevational;

FIG. 7 is a right side elevational; and,

FIG. 8 is a cross-sectional view taken along the line 8-8 of FIG. 1.

**1 Claim, 3 Drawing Sheets**






Fig. 1

Fig. 2

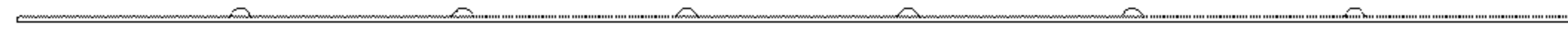


Fig. 3



Fig. 4




Fig. 5

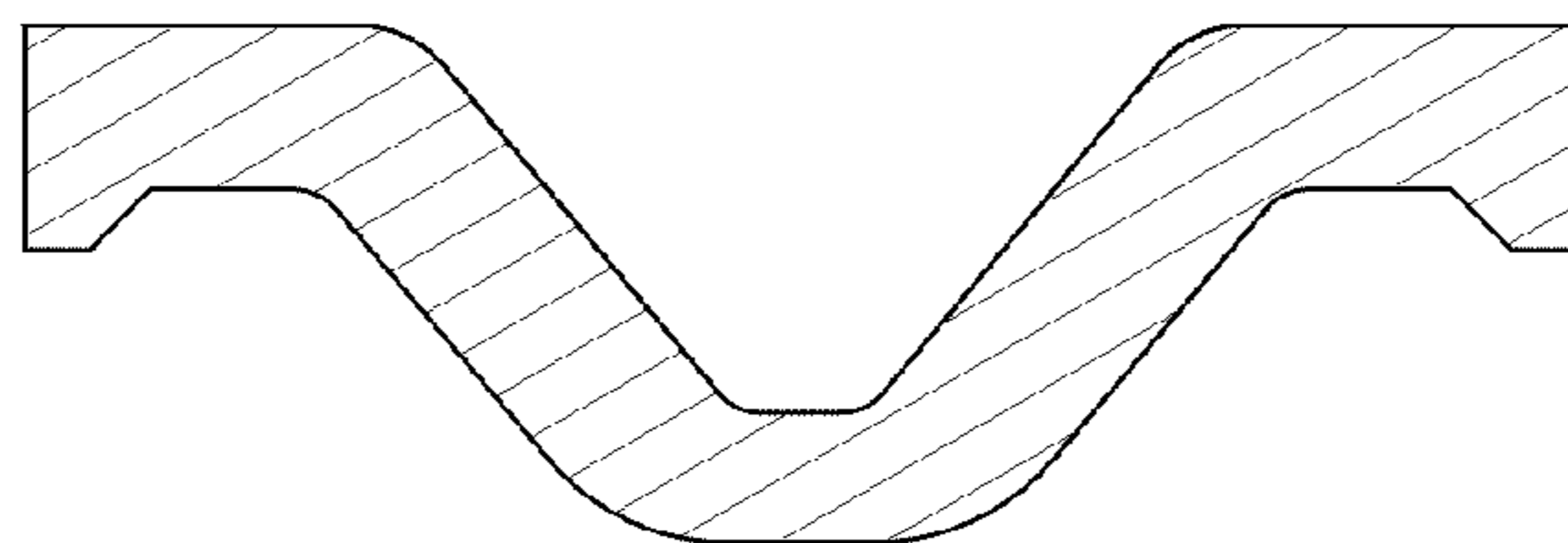


Fig. 6



Fig. 7



Fig. 8

