



US00D652096S

(12) **United States Design Patent**
Chen

(10) **Patent No.:** **US D652,096 S**
(45) **Date of Patent:** **** Jan. 10, 2012**

(54) **GOLF CLUB HEAD COVER**

(75) Inventor: **Xiaojian Chen**, Phoenix, AZ (US)

(73) Assignee: **Karsten Manufacturing Corporation**,
Phoenix, AZ (US)

(**) Term: **14 Years**

(21) Appl. No.: **29/389,942**

(22) Filed: **Apr. 18, 2011**

(51) **LOC (9) Cl.** **21-02**

(52) **U.S. Cl.** **D21/754**

(58) **Field of Classification Search** D21/754;
150/160

See application file for complete search history.

(56) **References Cited**

U.S. PATENT DOCUMENTS

3,023,795	A *	3/1962	Denkert	150/160
D198,093	S *	4/1964	Bates	D21/754
D202,199	S *	9/1965	Bates	D21/754
4,667,716	A	5/1987	Solheim	
D332,292	S *	1/1993	Bloxsom	D21/754
D431,062	S *	9/2000	Besnard et al.	D21/754
D439,296	S *	3/2001	Besnard et al.	D21/754
D443,009	S *	5/2001	Bernath	D21/754
D445,864	S	7/2001	McLoughlin	
D447,202	S *	8/2001	Besnard et al.	D21/754
6,321,805	B1	11/2001	Suggs	
D512,115	S	11/2005	Chen	
D528,618	S	9/2006	Chen	
D540,899	S	4/2007	Chen	
D552,200	S	10/2007	Chen	
D575,839	S	8/2008	Quartarone, III	
D576,237	S *	9/2008	Chen	D21/754
D576,696	S *	9/2008	Chen	D21/754

D585,512	S	1/2009	Quartarone, III	
D590,464	S	4/2009	Chen	
D590,901	S	4/2009	Chen	
D596,253	S *	7/2009	Chen	D21/754
7,597,126	B2	10/2009	Chen	
D616,514	S *	5/2010	Quartarone, III	D21/754
D616,515	S *	5/2010	Quartarone, III	D21/754
D631,112	S *	1/2011	Chen	D21/754
2009/0032154	A1	2/2009	Quartarone, III	

OTHER PUBLICATIONS

Xiaojian Chen, "Golf Club Head Cover," U.S. Appl. No. 29/389,940, filed Apr. 18, 2011.

* cited by examiner

Primary Examiner — Mitchell Siegel

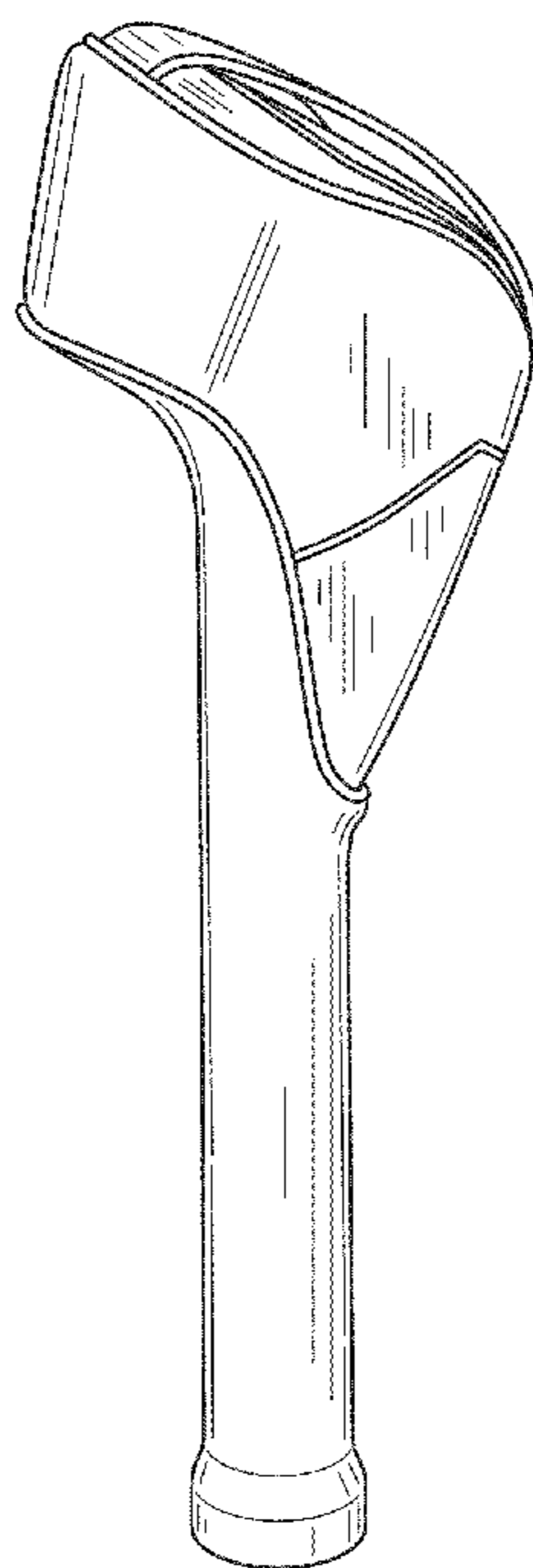
(57) **CLAIM**

The ornamental design for a golf club head cover, as shown and described.

DESCRIPTION

FIG. 1 is a top perspective view of a golf club head cover; FIG. 2 is a bottom perspective view of the golf club head cover of FIG. 1; FIG. 3 is a rear view of the golf club head cover of FIG. 1; FIG. 4 is a front view of the golf club head cover of FIG. 1; FIG. 5 is a top plan view of the golf club head cover of FIG. 1; FIG. 6 is a bottom plan view of the golf club head cover of FIG. 1; FIG. 7 is a side view of the golf club head cover of FIG. 1 taken from the right in FIG. 4; and, FIG. 8 is a side view of the golf club head cover of FIG. 1 taken from the left in FIG. 4.

1 Claim, 7 Drawing Sheets



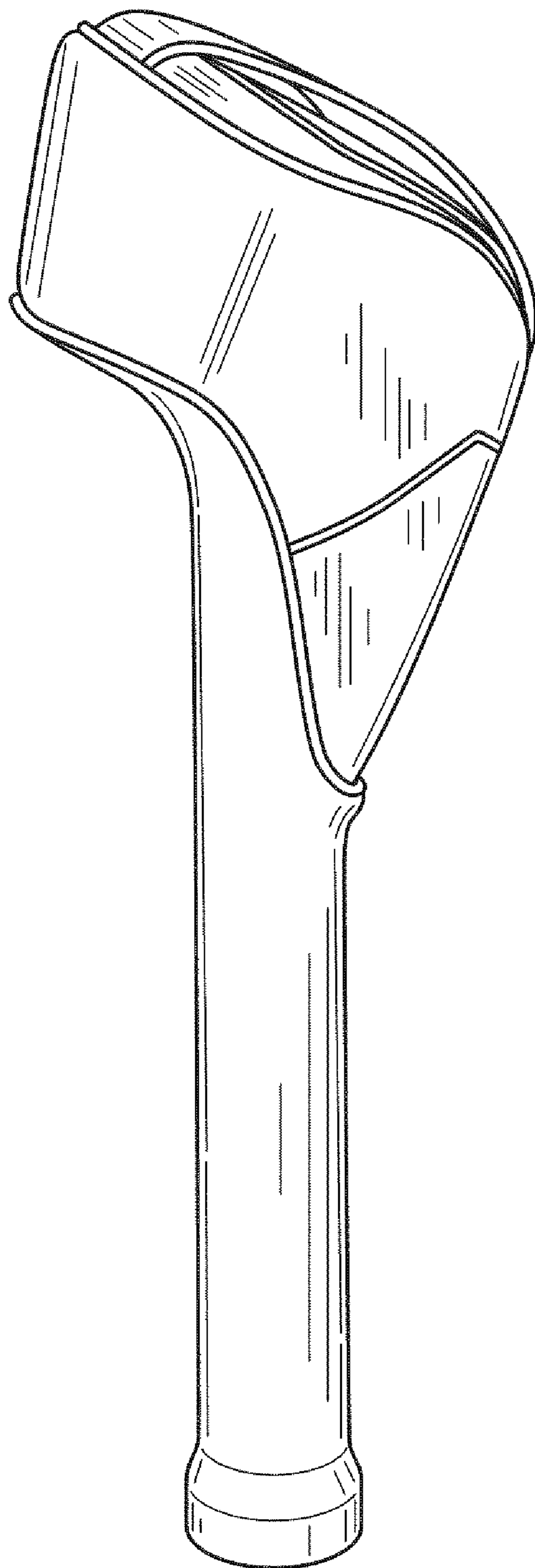


FIG. 1



FIG.2

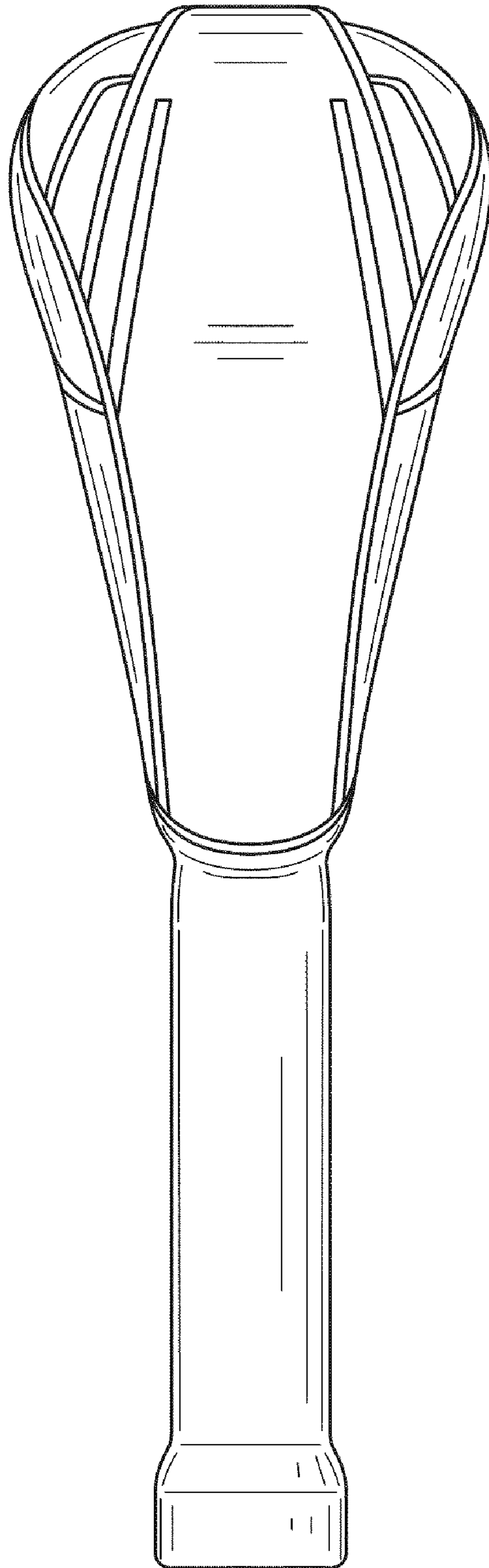


FIG.3

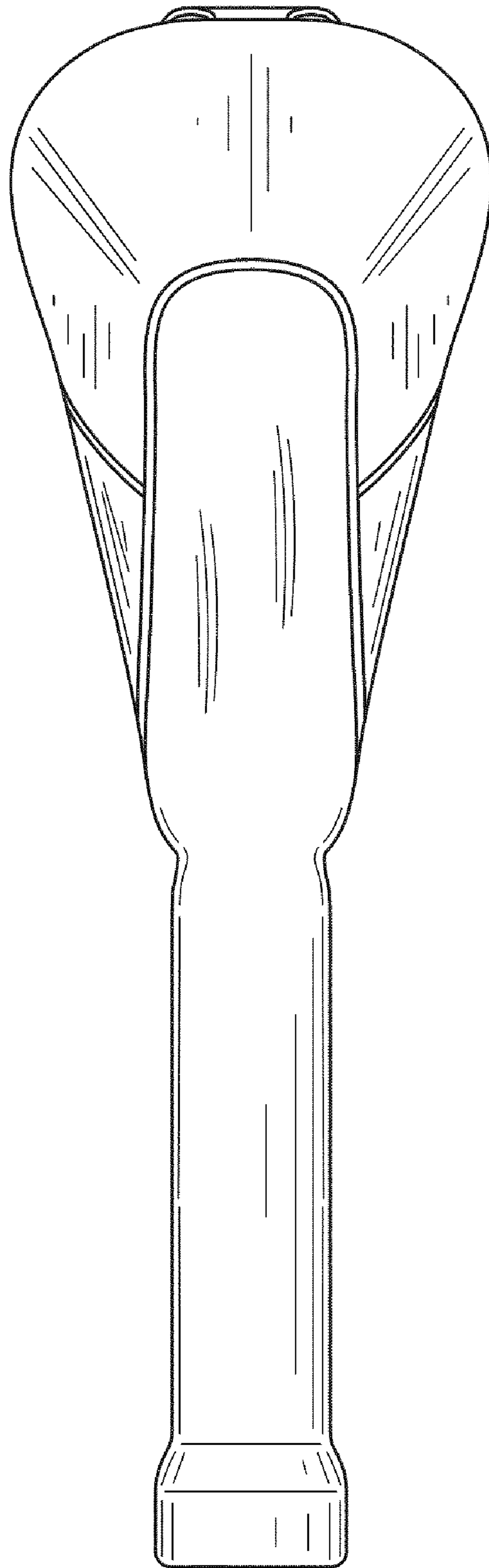


FIG.4

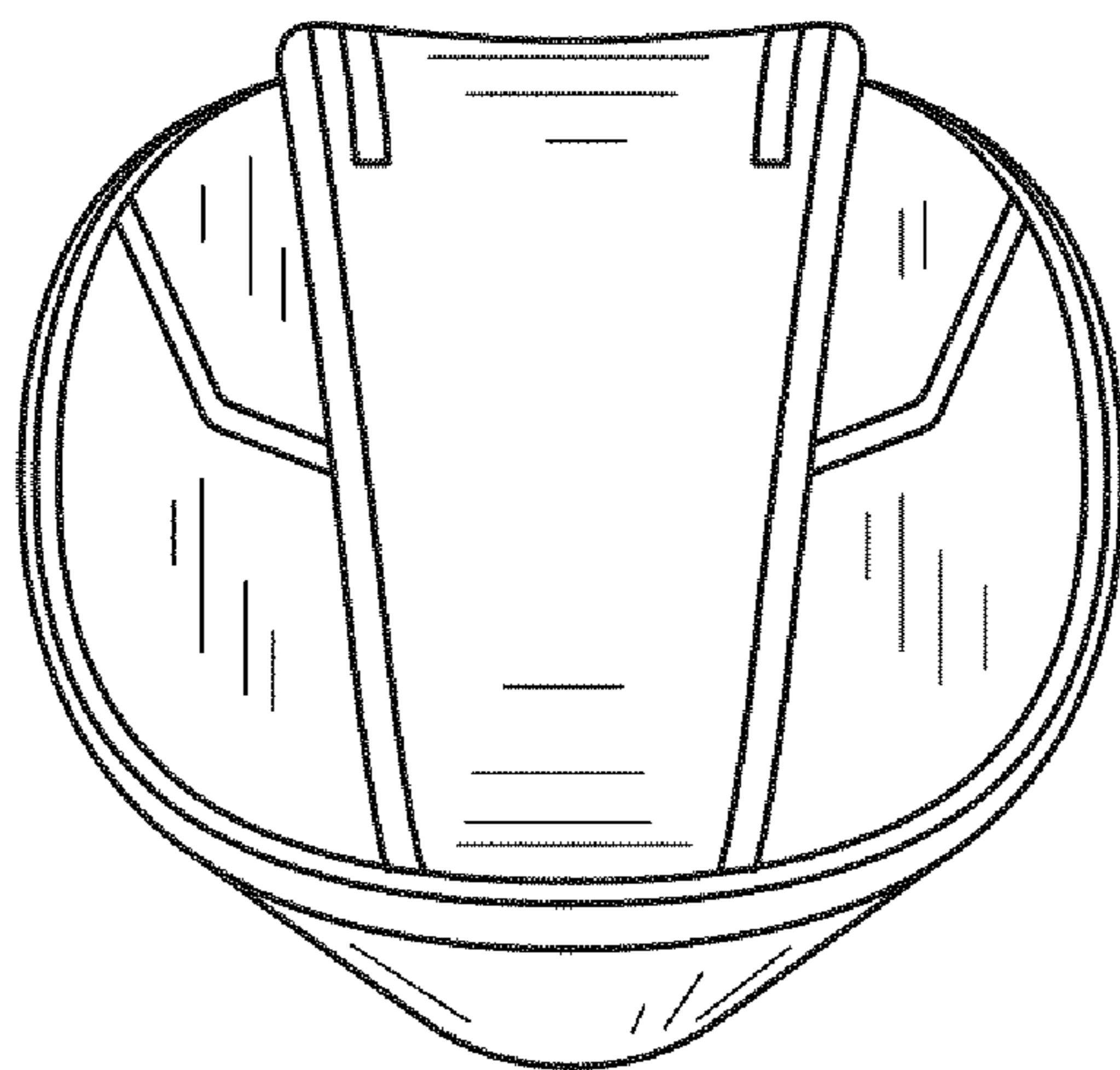


FIG. 5




FIG. 6

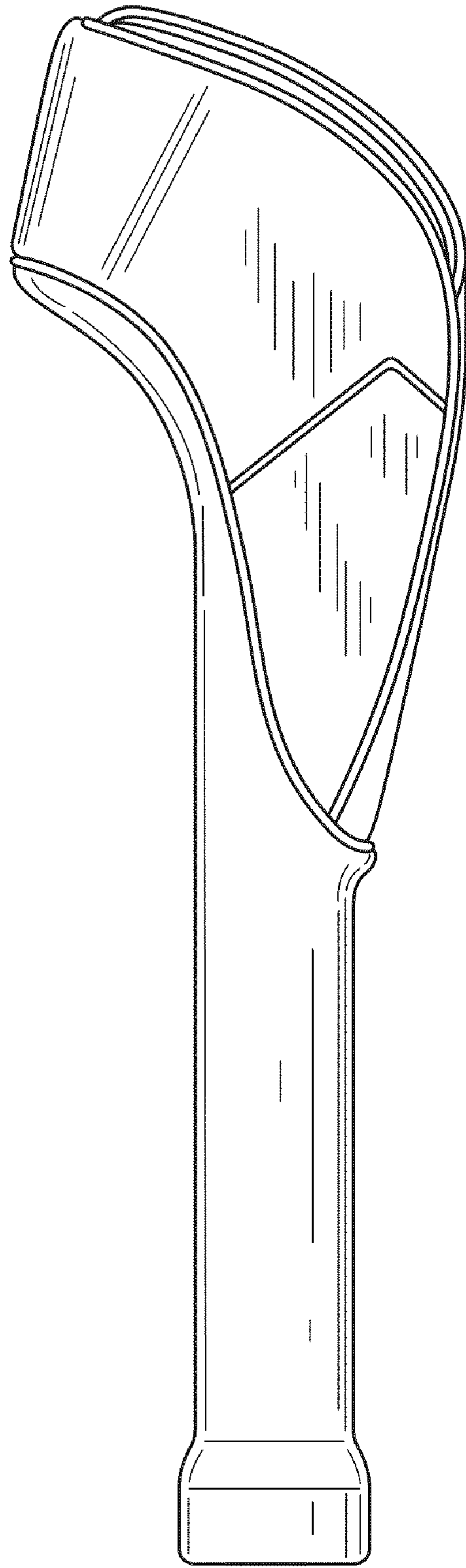


FIG.7

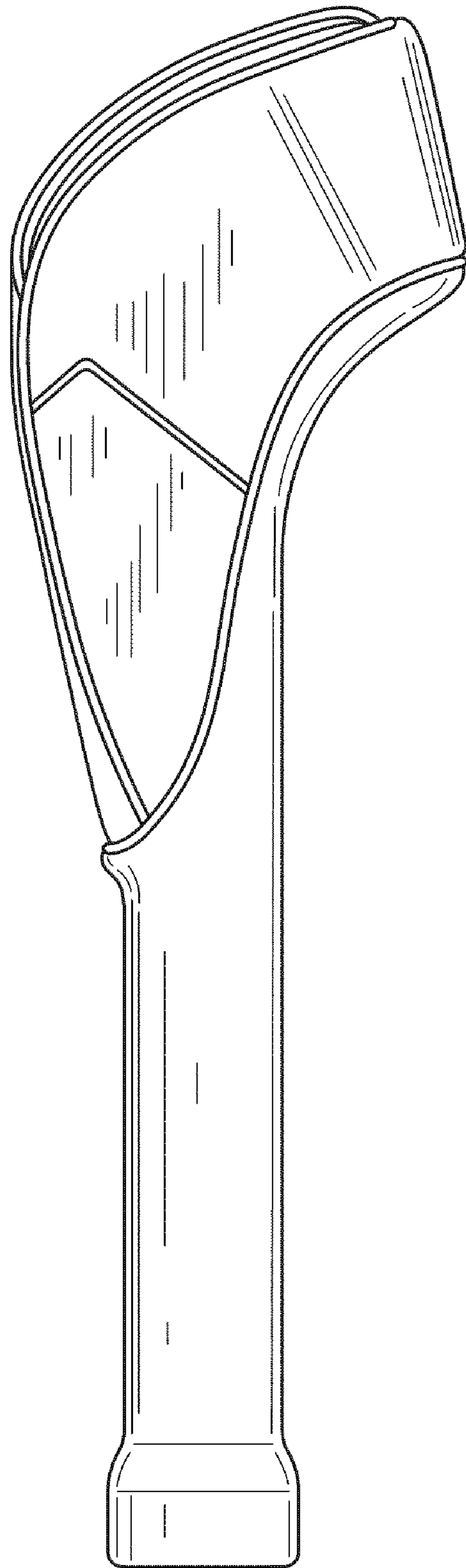


FIG.8