



US00D652089S

(12) **United States Design Patent**
York

(10) **Patent No.:** **US D652,089 S**

(45) **Date of Patent:** **** Jan. 10, 2012**

(54) **ANIMATRONIC TOY**

(76) **Inventor:** **George York**, Sacramento, CA (US)

(**) **Term:** **14 Years**

(21) **Appl. No.:** **29/372,051**

(22) **Filed:** **Oct. 8, 2010**

(51) **LOC (9) Cl.** **21-01**

(52) **U.S. Cl.** **D21/576; D21/585; D21/596**

(58) **Field of Classification Search** D11/158,
D11/162; D21/576-580, 585-587, 596;
D30/160; 446/71-73, 97-98, 269-272, 368-369

See application file for complete search history.

(56) **References Cited**

U.S. PATENT DOCUMENTS

D298,154 S	10/1988	Faulkner	
D309,647 S	7/1990	Sekiguchi	
D423,611 S	4/2000	Hampton	
D426,594 S	6/2000	Chae	
6,149,490 A	11/2000	Hampton	
6,544,094 B1 *	4/2003	Maddocks et al.	446/392
6,962,517 B2	11/2005	Murray	
D524,882 S	7/2006	Maddocks	
D526,366 S *	8/2006	Maddocks et al.	D21/576
D556,273 S *	11/2007	Wickens	D21/576

* cited by examiner

Primary Examiner — Sandra Morris

(74) *Attorney, Agent, or Firm* — Andrew W. Ludy

(57) **CLAIM**

The ornamental design for an animatronic toy, as shown and described.

DESCRIPTION

FIG. 1 is a front perspective view of an animatronic toy showing my new design, with the arms and legs apart;

FIG. 2 is a rear perspective view of the animatronic toy of FIG. 1, shown with the arms and legs apart;

FIG. 3 is a front elevational view of the animatronic toy of FIG. 1, shown with the arms and legs together;

FIG. 4 is a right side elevational view of the animatronic toy of FIG. 1, shown with the arms and legs together, the left side being a mirror image thereof;

FIG. 5 is a front perspective view of the animatronic toy of FIG. 1; the broken line showing of the sleeve and arm is for illustrative purposes only, and forms no part of the claimed design;

FIG. 6 is a top plan view of the animatronic toy of FIG. 1; the broken line showing of the sleeve and arm is for illustrative purposes only, and forms no part of the claimed design; and,

FIG. 7 is a bottom plan view of the animatronic toy of FIG. 1; the broken line showing of the sleeve and arm is for illustrative purposes only, and forms no part of the claimed design.

1 Claim, 4 Drawing Sheets



FIG. 1



FIG. 2

FIG. 3




FIG. 4

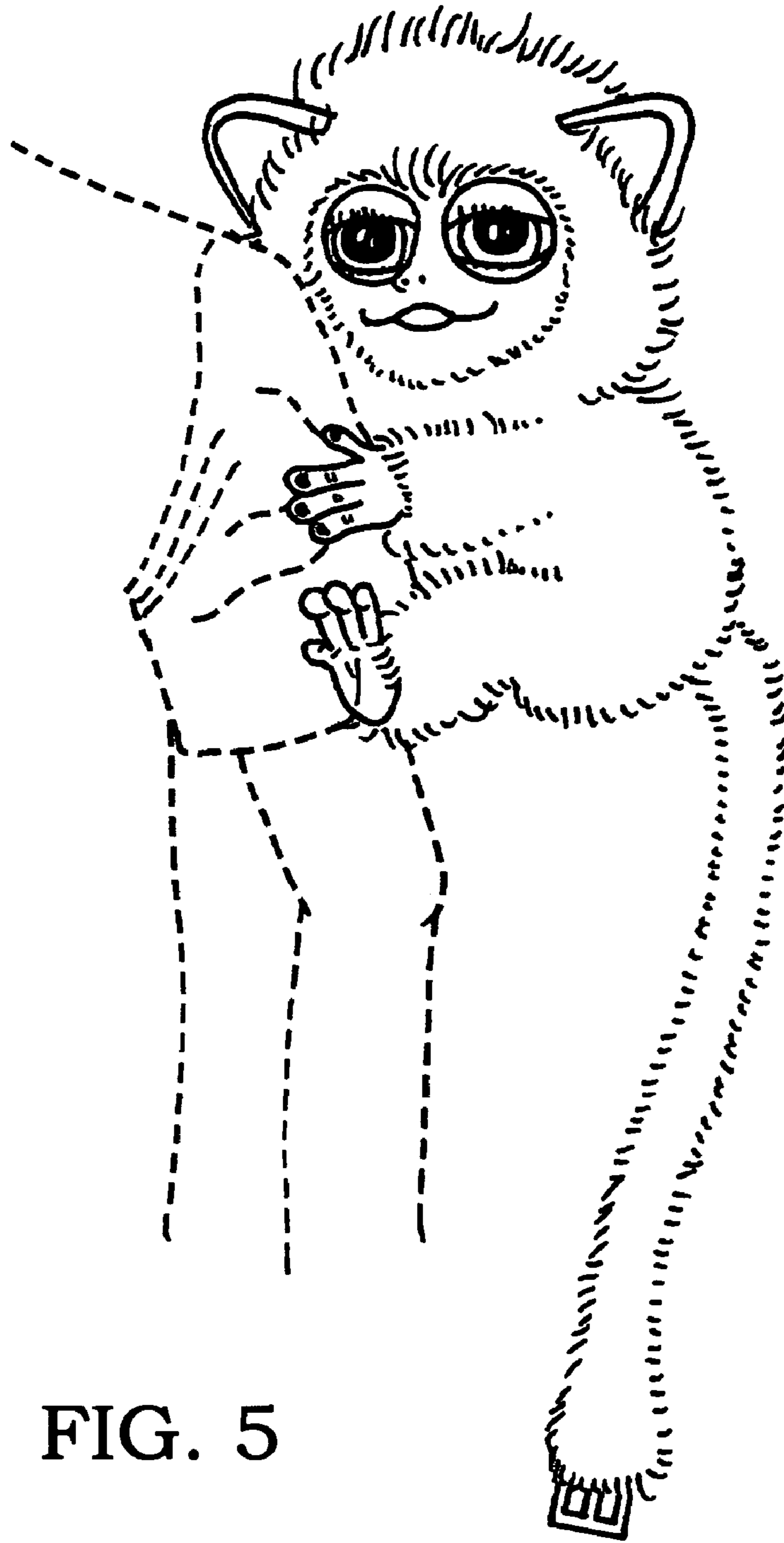


FIG. 5




FIG. 6




FIG. 7